



DATE: September 28, 2020

FROM: Wight & Company  
2500 N. Frontage Road  
Darien, IL 60561

SUBJECT: ADDENDUM #2 TO THE BIDDING DOCUMENTS FOR:  
**BID GROUP #11**  
**MASTER FACILITY PLAN IMPLEMENTATION**  
**COMMUNITY HIGH SCHOOL DISTRICT 99**  
**1436 NORFOLK STREET**  
**DOWNERS GROVE, IL 60516**

Wight & Company  
wightco.com  
.....  
2500 North Frontage Road  
Darien, IL 60561  
.....  
P 630.969.7000  
F 630.969.7979

This addendum forms a part of the Bidding Contract Documents, dated September 1, 2020. Bidders must acknowledge receipt of this Addendum in the space provided on the Bid Form. Drawing revisions clouded and tagged throughout with delta 103.

## SOUTH

**BG#11 Bid Package#119 Interior and Exterior Signage Scope of Work (attached).  
Question and Answer Log (attached).**

### **I. Clarifications**

1. Reflected Ceiling Plans issued to provide wall heights when needed.

### **II. Specifications**

1. None.

### **III. Modified Drawings**

#### ARCHITECTURAL

1. Sheet A3.11B REFLECTED CEILING PLAN LEVEL 1 – AREA B (**Full size sheet issued**)
  - a. Added full sheet.
2. Sheet A3.11C REFLECTED CEILING PLAN LEVEL 1 – AREA C (**Full size sheet issued**)
  - a. Added full sheet.
3. Sheet A3.11D REFLECTED CEILING PLAN LEVEL 1 – AREA D (**Full size sheet issued**)
  - a. Added full sheet.

4. Sheet A3.11E REFLECTED CEILING PLAN LEVEL 1 – AREA E (**Full size sheet issued**)
  - a. Added full sheet.
5. Sheet A3.11F REFLECTED CEILING PLAN LEVEL 1 – AREA F (**Full size sheet issued**)
  - a. Added full sheet.
6. Sheet A3.12B REFLECTED CEILING PLAN LEVEL 2 – AREA B (**Full size sheet issued**)
  - a. Added full sheet.
7. Sheet A3.13B REFLECTED CEILING PLAN LEVEL 3 – AREA B (**Full size sheet issued**)
  - a. Added full sheet.
8. Sheet A3.13F REFLECTED CEILING PLAN LEVEL 3 – AREA F (**Full size sheet issued**)
  - a. Added full sheet.
9. Sheet A12.00F SIGNAGE FLOOR PLAN LOWER LEVEL AREA F (**Full size sheet issued**)
  - a. Added full sheet.
10. Sheet A12.02B SIGNAGE FLOOR PLAN LEVEL 2 AREA B (**Full size sheet reissued**)
  - a. Added sign type R.
11. Sheet A12.02F SIGNAGE FLOOR PLAN LEVEL 2 AREA F (**Full size sheet reissued**)
  - a. Added sign type R.
12. Sheet A12.03B SIGNAGE FLOOR PLAN LEVEL 3 AREA B (**Full size sheet reissued**)
  - a. Added sign type R.
13. Sheet A12.04 SIGNAGE DETAILS (**Full size sheet reissued**)
  - a. Added sign type R.

This addendum consists of: (2) Text Pages (0) Specification Sections and (13) Drawing Sheets.

END OF ADDENDUM

Scope – This TRADE CONTRACTOR’s scope shall include but not be limited to the scope listed below. Please see entirety of bid documents for all scope requirements.

**BG11 BP119 SCOPE OF WORK FOR INTERIOR AND EXTERIOR SIGNAGE SOUTH HIGH SCHOOL**

1. This TRADE CONTRACTOR shall reference ALL Sheets included in this Bid Group 11 as they relate to INTERIOR AND EXTERIOR SIGNAGE. This TRADE CONTRACTOR shall read all Notes and General Notes included in the drawings as they pertain to this scope of work. This TRADE CONTRACTOR shall review the project SCHEDULE included in this project manual and provide sufficient manpower to complete this TRADE CONTRACTOR’s scope of work within the designated durations provided.

**Note: This TRADE CONTRACTOR’S scope of work shall be limited to those areas and/or quantities as described in this scope of work. Note that some of the scope included in these drawings has been bid out as part of previous phases. This is Phase 3 of 3 phases of the Master Facility Plan, thus some drawings may include areas of work not to be included in this scope of work.**

2. This TRADE CONTRACTOR shall be responsible for furnishing and installing all materials, skilled and/or licensed labor, equipment, tools, etc. to complete all aspects of this TRADE CONTRACTOR’s work for INTERIOR AND EXTERIOR SIGNAGE including but not limited to interior signage, exterior and interior aluminum letters signs and all associated hardware for a complete install as indicated in the contract documents.

**NOTE:** This TRADE CONTRACTOR shall provide a back plate for signs that will be mounted on glass partitions.

3. This TRADE CONTRACTOR shall remove, salvage and reinstall the existing distinguished alumni lettering & plaques as shown on detail 8 on A7.17.

**NOTE:** This TRADE CONTRACTOR shall be responsible for any needed modifications to the existing lettering/plaques and/or mounting hardware to complete reinstallation. Note that the surfaces where the items will be relocated to might be in different planes (tile vs wall covering). Please refer to exhibit 1 for pictures of existing lettering/plaques.

4. This TRADE CONTRACTOR shall be responsible for providing exterior aluminum signage as shown on exterior elevation 1 on A4.04. This TRADE CONTRACTOR shall be responsible for providing interior aluminum signage as shown on details 14 on A7.16, 1 on A7.17, 15 on A7.17, 3 on A7.13, 18 on A7.18, 5 on A7.20, and 1 on A7.20. It is responsibility of this TRADE CONTRACTOR to coordinate with PRECAST TRADE CONTRACTOR and ROUGH CARPENTRY CONTRACTOR necessary for proper installation of this TRADE CONTRACTOR’s work; including blocking, anchoring details, etc.

**NOTE:** This TRADE CONTRACTOR is not responsible for solid surface lettering on detail 11 on A7.17.

5. This TRADE CONTRACTOR shall be responsible for furnishing and installing all interior signage per the signage schedule below, and all accessories required for installation, including any backplates at locations where the signs will be installed in glass walls or sidelites.

003000-1

**NOTE:** This TRADE CONTRACTOR shall solely rely on schedule below for interior signage as drawings contain signs installed in previous phases.

Sign Type	Quantity	Back Plates Quantity
A	5	2
B	58	16
C	18	
D	4	2
E	12	
F	3	
G	5	
H	5	
I	1	
J	10	
L	2	
Q	2 (Addendum #1)	
P	4 (Addendum #2)	

**NOTE:** (1) Dedication Plaque – Sign Type Q will be installed and (1) will be furnished and delivered to Wight Construction. (Addendum # 1)

6. This TRADE CONTRACTOR shall review and become familiar with ALL documents included in this bid group. This TRADE CONTRACTOR shall furnish, install, complete and/or otherwise comply with all work as noted and or implied by the Specification Sections 101400 Signage.
7. This TRADE CONTRACTOR shall be responsible for any sealants or caulk related to this TRADE CONTRACTOR's scope of work.
8. This TRADE CONTRACTOR shall start work in mid-July 2021 and shall be completed by August 1<sup>st</sup>, 2021. (Addendum #1)
9. Start of work by this trade contractor on top of or against concrete/masonry/drywall or any other surface acknowledges this trade contractor's acceptance of quality and completeness of adjacent surface.
10. This TRADE CONTRACTOR shall be responsible for and compliant with all specified requirements including but not limited to all: Performance Requirements, Submittals, QA, Testing, Training, QC, as specified and pertaining to this trade contractor's work as noted in the plans and specifications.

**NOTE:** This TRADE CONTRACTOR shall be responsible for providing all shop drawings, submittals and samples per project specifications in a timely manner.

11. This TRADE CONTRACTOR shall be responsible for protecting any and all signage related materials and equipment on-site and as specified: prior to installation, during installation and/or until final acceptance by Construction Manager.

003000-2

12. All materials to be staged in approved location by Construction Manager and owner. This TRADE CONTRACTOR shall be responsible for coordinating staging/storing location with Construction Manager prior to any onsite delivery.
13. This TRADE CONTRACTOR to provide sufficient equipment, material, skilled manpower, supervision and/or premium time/shift work (all without additional compensation) as may be required to complete the work of this Trade Contractor in accordance with the overall project schedule.
14. This TRADE CONTRACTOR is responsible to provide all ladders, scaffolding, hoisting, lifts, etc. necessary to complete work in accordance with project schedule.
15. All mobilizations and demobilizations related costs of this TRADE CONTRACTOR are to be included without consideration of additional compensation.

**ALLOWANCES, BOND, & ALTERNATES**

1. This TRADE CONTRACTOR will be required to provide a Performance and Payment Bond for their work in accordance with 00201 of the General Conditions.
2. This TRADE CONTRACTOR shall include an allowance of \$7,500.00 to be included in the base bid for ADDITIONAL SIGNAGE for Downers Grove South High School. Contract amounts will be adjusted by change order for amounts greater or less than the allowance. Allowance to be utilized only at the direction of Construction Manager.

**ACCEPTANCE**

Accepted as listed above in addition to terms and conditions of the original construction documents on which the bid was based.

Company: Wight Construction Services, Inc.  
2500 North Frontage Road  
Darien, IL 60561

Signed: \_\_\_\_\_  
\_\_\_\_\_

Printed Name: \_\_\_\_\_  
\_\_\_\_\_

Position: \_\_\_\_\_  
\_\_\_\_\_

Date: \_\_\_\_\_  
\_\_\_\_\_

**END OF SECTION 003000 –Scope**  
003000-3



2500 North Frontage Road  
 Darien, IL 60561  
 630.969.7000  
 Fax 630.737.0518  
 www.wightco.com

**Project Name:** District 99 MFP Implementation DG South Phase C

**Project Number:** 180030

**Date:** September 28, 2020

## Bid Question/Answer Log No. 2

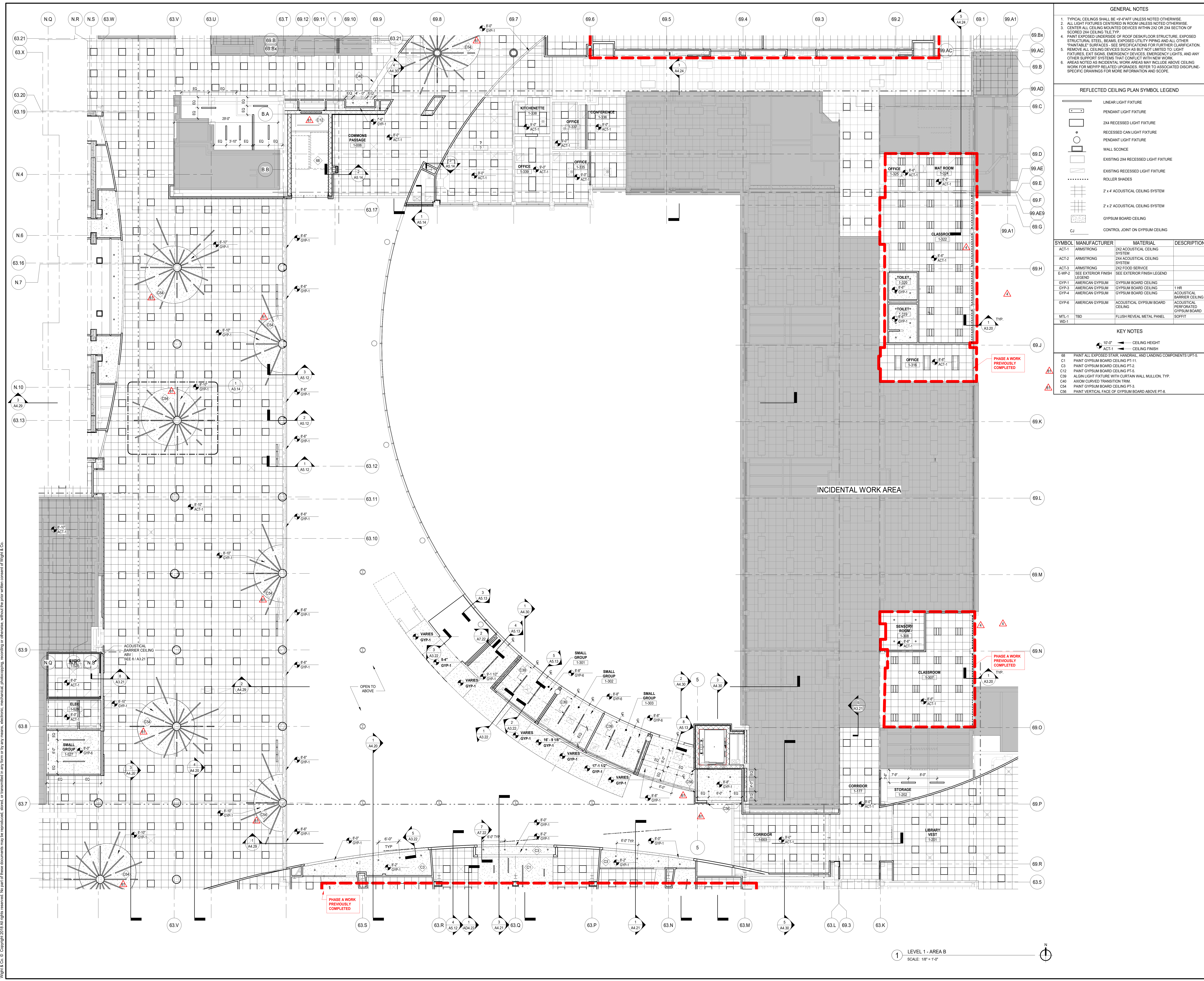
The following clarification information is provided in response to questions received in accordance with the bid documents for the following Bid Packages:

Bid Group: 11

Bid Packages: 118-120

#	Questions	Date	Answers	Date/By
1.	Wall Carpeting: Will a standard 8.5" x 8.5" wall covering sample (instead of a custom 36" x 36" sample) be ok? This will not be from the same roll that will be used throughout the auditorium.	09/28/20	A standard sample size is acceptable.	BS 2020.0928
2.	VG-3 & VG-7 Vinyl Films: These films come either 59"h (sapphire dot gradient) or 71"h (feathered gradient). On several of the windows you only show using 36"h - so the remaining film will be wasted. You will not see the full effect of the gradient when doing so. Is this the intent of the architect? Since our 3M installer prices per s.f. please let me know if indeed the windows will only use 36" out of the 59" / 71" material.	09/28/20	59"H (sapphire dot gradient) is to be cut down to 36", removing the excess material from the dark blue solid end of the pattern.  71"H (feathered gradient) is to be cut down to 36", removing the excess material from the solid white end of the pattern.  These modifications/cuts shall be confirmed with architect in person via onsite mockup prior to installation.	AP 2020.0928
3.	WC-2 Wall covering: We found the guardrail lengths in document A9.01F. Is there a drawing that shows the inside of the stairwell for the balcony? We understand that the height of the carpeting under the guardrail will be almost 3', but we're trying to figure out if the wall carpet will drop down to the first floor in the balcony stairwell	9/28/20	The wall carpeting will follow the profile of the stairs. Assume the same height above each tread down to the balcony level.	BS 2020.0928
4.	Does Prevailing wage apply to us? 'Vinyl Film Installer' is not on the Prevailing Wage Rates Sheet in the bid document, and the other trades do not apply.	9/28/20	Prevailing Wage is required for all bid packages. The requirement can be found under the Representations and Certifications sections in each bid form.	IE 09.28.2020

5.	Does WBE provide an advantage? Where do we show that?	9/28/20	The project does not have a goal regarding MBE/WBE participation.	IE 09.28.2020
6.	On drawings A7.16 and A7.17, film VG-7 is shown at 3 feet high. Is that going to be the top 3 feet or the bottom 3 feet of the rolled film?	9/28/20	71"H (feathered gradient) is to be cut down to 36", removing the excess material from the solid white end of the pattern.  These modifications/cuts shall be confirmed with architect in person via onsite mockup prior to installation.	AP 2020.0928
7.	VG-2 and VG-8 were not on any drawings, but were in the bid specs. Where are they going?	9/28/20	VG-2 & VG-8 are not part of this bid package.	AP 2020.0928
8.	Is the 3/16" clear resin and stand off hardware on sheet A7.13 elevation 2,4,5 3form or not?	9/28/20	The acrylic displays shown in these elevations are not included in this bid group	IE 2020.0928
9.	No elevation is included for the wall covering in the Commons Passage. Please advise on height of wallcovering.	9/28/20	The wallcovering will be installed full height on that wall. The length call be found in the A10 drawings and the Reflected Ceiling Plans have been issued for ceiling heights in that area.	IE 09/28/2020
10.	Please confirm if Resin Panel RP-1 is included in this bid group.	9/28/20	Yes, this is included in the Millwork Bid Package.	IE 9/28/2020



**GENERAL NOTES**

- TYPICAL CEILING SHALL BE 9'-0" UNLESS NOTED OTHERWISE.
- ALL LIGHT FIXTURES CENTERED IN ROOM UNLESS NOTED OTHERWISE.
- CENTER ALL CEILING MOUNTED DEVICES WITHIN 2X2 OR 2X4 SECTION OF SCORED 2X4 CEILING TILE TYP.
- PAINT EXPOSED UNDERSIDE OF ROOF/DESK/FLOOR STRUCTURE, EXPOSED STRUCTURAL STEEL BEAMS, EXPOSED UTILITY PIPING AND ALL OTHER PAINTABLE SURFACES - SEE SPECIFICATIONS FOR FURTHER CLARIFICATION.
- REMOVE ALL CEILING DEVICES SUCH AS BUT NOT LIMITED TO, LIGHT FIXTURES, EXIT SIGNS, EMERGENCY DEVICES, EMERGENCY LIGHTS, AND ANY OTHER SUPPORT SYSTEMS THAT CONFLICT WITH NEW WORK.
- AREAS NOTED AS INCIDENTAL WORK AREAS MAY INCLUDE ABOVE CEILING WORK FOR MEP/RFP RELATED UPGRADES. REFER TO ASSOCIATED DISCIPLINE-SPECIFIC DRAWINGS FOR MORE INFORMATION AND SCOPE.

**REFLECTED CEILING PLAN SYMBOL LEGEND**

- LINEAR LIGHT FIXTURE
- PENDANT LIGHT FIXTURE
- 2X4 RECESSED LIGHT FIXTURE
- RECESSED CAN LIGHT FIXTURE
- PENDANT LIGHT FIXTURE
- WALL SCONCE
- EXISTING 2X4 RECESSED LIGHT FIXTURE
- EXISTING RECESSED LIGHT FIXTURE
- ROLLER SHADES
- 2' x 4' ACOUSTICAL CEILING SYSTEM
- 2' x 2' ACOUSTICAL SYSTEM
- GYPSUM BOARD CEILING
- CONTROL JOINT ON GYPSUM CEILING

SYMBOL	MANUFACTURER	MATERIAL	DESCRIPTION
ACT-1	ARMSTRONG	2X2 ACOUSTICAL CEILING SYSTEM	
ACT-2	ARMSTRONG	2X4 ACOUSTICAL CEILING SYSTEM	
ACT-3	ARMSTRONG	2X2 FOOD SERVICE	
E-WP-2	SEE EXTERIOR FINISH LEGEND	SEE EXTERIOR FINISH LEGEND	
GYP-1	AMERICAN GYPSUM	GYPSUM BOARD CEILING	
GYP-3	AMERICAN GYPSUM	GYPSUM BOARD CEILING	1 HR
GYP-4	AMERICAN GYPSUM	GYPSUM BOARD CEILING	ACOUSTICAL PERFORATED GYPSUM BOARD
GYP-6	AMERICAN GYPSUM	ACOUSTICAL GYPSUM BOARD CEILING	ACOUSTICAL PERFORATED GYPSUM BOARD
MTL-1	TBD	FLUSH REVEAL METAL PANEL	SOFFIT
WD-1			

**KEY NOTES**

- 10'-0" CEILING HEIGHT
- ACT-1 CEILING FINISH

68 PAINT ALL EXPOSED STAIR, HANDRAIL, AND LANDING COMPONENTS UPT-5.  
 C1 PAINT GYPSUM BOARD CEILING PT-1.  
 C2 PAINT GYPSUM BOARD CEILING PT-2.  
 C3 PAINT GYPSUM BOARD CEILING PT-3.  
 C39 ALIGN LIGHT FIXTURE WITH CURTAIN WALL MULLION, TYP.  
 C40 AVOID CURVED TRANSITION TRIM.  
 C54 PAINT GYPSUM BOARD CEILING PT-3.  
 C56 PAINT VERTICAL FACE OF GYPSUM BOARD ABOVE PT-3.

**DISTRICT 99**

**COMMUNITY HIGH SCHOOL DISTRICT 99**

**Wight**

Wight & Company  
 wightco.com  
 2500 North Frontage Road  
 Darien, IL 60561  
 P 630.969.7000  
 F 630.969.7979

**103** ISSUED FOR ADDENDUM 2 - BG 11 09.28.2020  
**61** ISSUED FOR DOC MOD 059 05.27.2020  
 ISSUED FOR PLAN REVIEW - PHASE C 04.16.2020  
 ISSUED FOR CONSTRUCTION - PHASE C 01.28.2020  
 ISSUED FOR BID GROUP 8 - PHASE C 11.20.2019  
**34** ISSUED FOR 75% CONSTRUCTION DOCUMENTS - PHASE C 10.14.2019  
 ISSUED FOR DESIGN DEVELOPMENT 07.12.2019  
 ISSUED FOR CONSTRUCTION - PHASE A 05.08.2019  
**8** ISSUED FOR ADDENDUM 3 - BG3 03.29.2019  
 ISSUED FOR BID GROUP 3 - PHASE A 03.11.2019  
**4** ISSUED FOR ADDENDUM 2 - BG2 02.25.2019  
 ISSUED FOR BID GROUP 2 - PHASE A 02.06.2019  
 ISSUED FOR OWNER REVIEW 11.28.2018  
 ISSUED FOR 50% CONSTRUCTION DOCUMENTS - PHASE A ISSUE

**REV** DATE

**MFP IMPLEMENTATION - SOUTH**

1436 NORFOLK STREET  
 DOWNERS GROVE, IL 60516

**REFLECTED CEILING PLAN LEVEL 1 - AREA B**

Project Number: 5274-42  
 Drawn By: B.SPOEHR  
 Sheet: **A3.11B**

03/20/2020 9:46:00 AM  
 C:\Users\jblack\Documents\032714-42\_DGS\_Arch\_2019\_Central\_black.rvt  
 Wight & Co. © Copyright 2019 All rights reserved. No part of these documents may be reproduced, stored, transmitted in any form or by any means, electronic, mechanical, photocopying, recording or otherwise, without the prior written consent of Wight & Co.

1 LEVEL 1 - AREA B  
 SCALE: 1/8" = 1'-0"

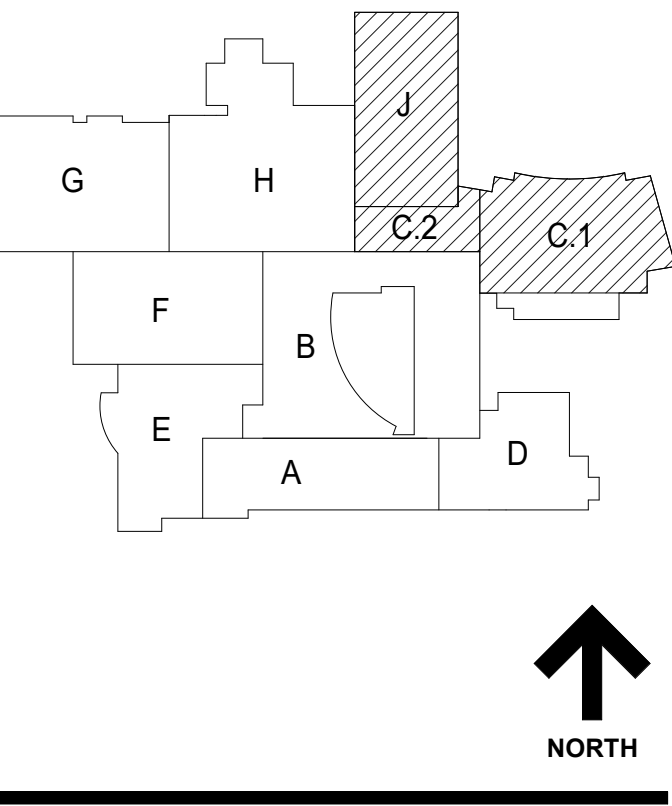




COMMUNITY HIGH SCHOOL DISTRICT 99

Wight

Wight & Company  
wightco.com  
2500 North Frontage Road  
Darien, IL 60561  
P 630.969.7000  
F 630.969.7979

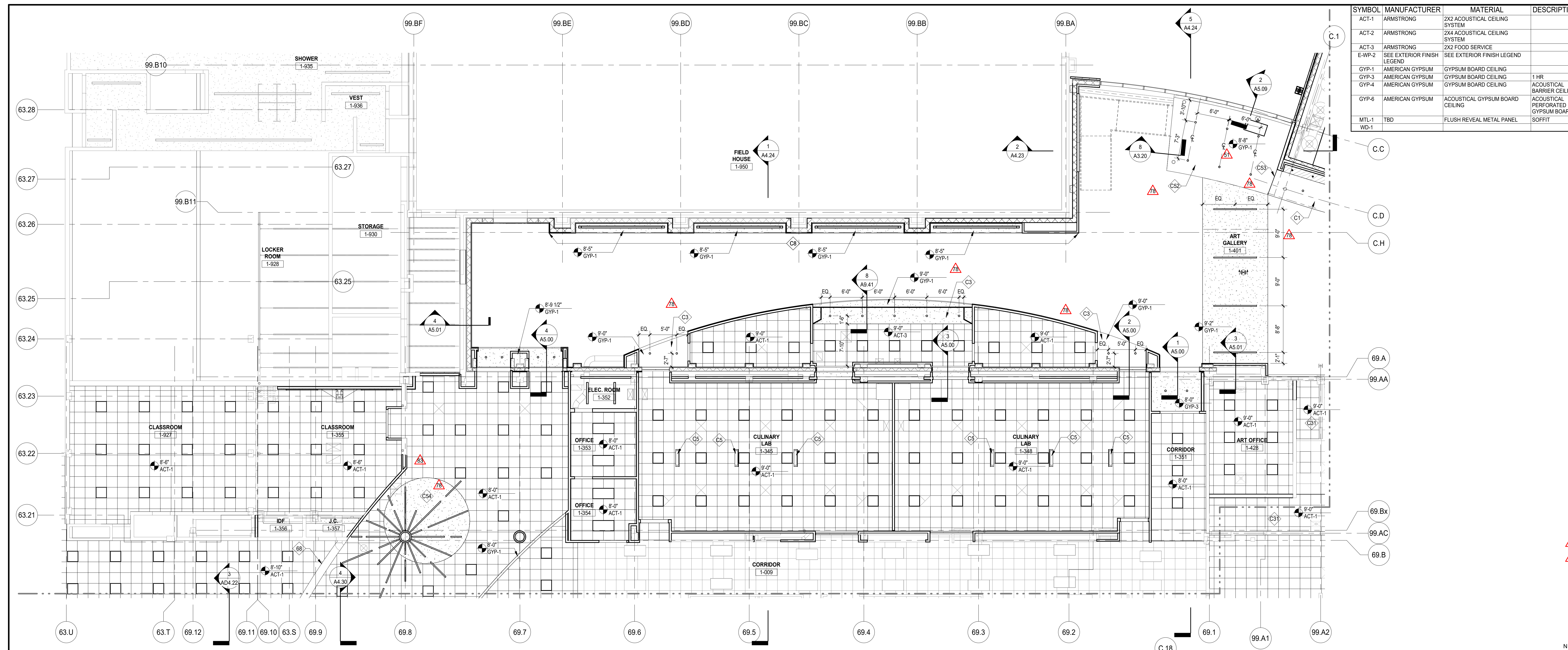


SYMBOL	MANUFACTURER	MATERIAL	DESCRIPTION
ACT-1	ARMSTRONG	2'x2' ACOUSTICAL CEILING SYSTEM	
ACT-2	ARMSTRONG	2'x4' ACOUSTICAL CEILING SYSTEM	
ACT-3	ARMSTRONG	2'x2' FOOD SERVICE	
E-WP-2	SEE EXTERIOR FINISH LEGEND		
GYP-1	AMERICAN GYPSUM	GYPSUM BOARD CEILING	1 HR
GYP-3	AMERICAN GYPSUM	GYPSUM BOARD CEILING	
GYP-4	AMERICAN GYPSUM	ACOUSTICAL GYPSUM BOARD CEILING	
MTL-1	TBD	FLUSH REVEAL METAL PANEL	SOFFIT

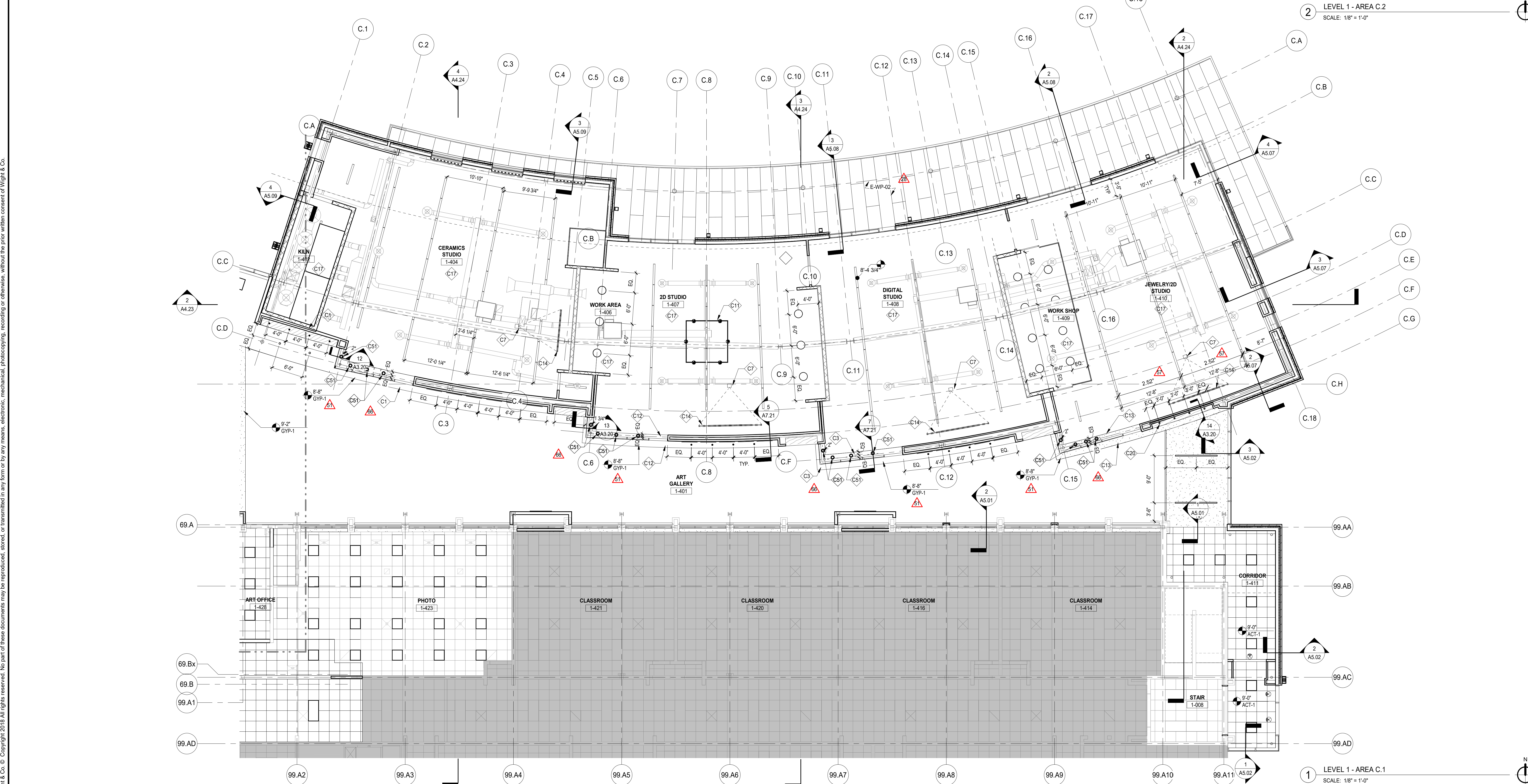
- GENERAL NOTES**
- TYPICAL CEILINGS SHALL BE 9'-0" AFF UNLESS NOTED OTHERWISE.
  - ALL LIGHT FIXTURES CENTERED IN ROOM UNLESS NOTED OTHERWISE.
  - CENTER ALL CEILING MOUNTED DEVICES WITHIN 200 OR 24" SECTION OF SCORED 2'x4' CEILING TILE TYP.
  - PAINT EXPOSED UNDERSIDE OF ROOF DECK/FLOOR STRUCTURE, EXPOSED STRUCTURAL STEEL BEAMS, EXPOSED UTILITY PIPING AND ALL OTHER PAINTABLE SURFACES - SEE SPECIFICATIONS FOR FURTHER CLARIFICATION.
  - REMOVE ALL CEILING DEVICES SUCH AS BUT NOT LIMITED TO, LIGHT FIXTURES, EXIT SIGNS, EMERGENCY DEVICES, EMERGENCY LIGHTS, AND ANY OTHER SUPPORT SYSTEMS THAT CONFLICT WITH NEW WORK.
  - AREAS NOTED AS INCIDENTAL WORK AREAS MAY INCLUDE ABOVE CEILING WORK FOR MEP/RELATED UPGRADES. REFER TO ASSOCIATED DISCIPLINE-SPECIFIC DRAWINGS FOR MORE INFORMATION AND SCOPE.

- REFLECTED CEILING PLAN SYMBOL LEGEND**
- LINEAR LIGHT FIXTURE
  - PENDANT LIGHT FIXTURE
  - 2'x4' RECESSED LIGHT FIXTURE
  - RECESSED CAN LIGHT FIXTURE
  - PENDANT LIGHT FIXTURE
  - WALL SCONCE
  - EXISTING 2'x4' RECESSED LIGHT FIXTURE
  - EXISTING RECESSED LIGHT FIXTURE
  - ROLLER SHADES
  - 2' x 4' ACOUSTICAL CEILING SYSTEM
  - 2' x 2' ACOUSTICAL CEILING SYSTEM
  - GYPSUM BOARD CEILING
  - CONTROL JOINT ON GYPSUM CEILING

- KEY NOTES**
- 10'-0" CEILING HEIGHT
  - ACT-1 CEILING FINISH
- PAINT ALL EXPOSED STAIR, HANDRAIL, AND LANDING COMPONENTS UP-F.S.
  - PAINT GYPSUM BOARD CEILING PT-1.
  - PAINT GYPSUM BOARD CEILING PT-2.
  - CEILING-MOUNTED TV MONITOR
  - SUSPENDED PROJECTOR
  - WALL MOUNTED LIGHT FIXTURES ON WALL REFER TO INTERIOR ELEVATIONS FOR MOUNTING HEIGHTS.
  - TRACK LIGHTING - REFER TO ELECTRICAL DRAWINGS.
  - PAINT GYPSUM BOARD CEILING PT-5.
  - PAINT GYPSUM BOARD CEILING PT-6.
  - SUSPENDED PROJECTOR SCREEN.
  - PAINT ALL EXPOSED STRUCTURE, CONDUIT, DUCTWORK, PIPING & OTHER "PAINTABLE SURFACES" PT-10.
  - LIGHT FIXTURE WITHIN DISPLAY, TYP. REFER TO CASEWORK DETAILS FOR MORE INFORMATION.
  - MODIFY EXISTING CEILING GRID TO ACCEPT NEW CEILING.
  - COORDINATE LIGHT LOCATION WITH CABLE RAIL SYSTEM.
  - PAINT GYPSUM BOARD CEILING PT-1.
  - GYPSUM BOARD REVEAL PAINTED PT-1.
  - PAINT GYPSUM BOARD CEILING PT-3.



2 LEVEL 1 - AREA C.2  
SCALE: 1/8" = 1'-0"



1 LEVEL 1 - AREA C.1  
SCALE: 1/8" = 1'-0"

103	ISSUED FOR ADDENDUM 2 - BG 11	09.28.2020
83	ISSUED FOR DOC MOD 060	06.02.2020
78	ISSUED FOR DOC MOD 056	05.12.2020
	ISSUED FOR PLAN REVIEW - PHASE C	04.16.2020
66	ISSUED FOR DOC MOD 048	03.20.2020
65	ISSUED FOR DOC MOD 045	03.16.2020
57	ISSUED FOR DOC MOD 037	02.17.2020
51	ISSUED FOR DOC MOD 032	02.05.2020
	ISSUED FOR CONSTRUCTION - PHASE C	01.28.2020
	ISSUED FOR BID GROUP 8 - PHASE C	11.20.2019
34	ISSUED FOR 75% CONSTRUCTION DOCUMENTS - PHASE C	10.14.2019
	ISSUED FOR CONSTRUCTION - PHASE B	08.26.2019
31	ISSUED FOR PLAN REVIEW RESPONSE - PHASE B	06.05.2019
28	ISSUED FOR ADDENDUM 3 - BG7	07.16.2019
	ISSUED FOR DESIGN DEVELOPMENT	07.12.2019
	ISSUED FOR PLAN REVIEW - PHASE B	06.24.2019
	ISSUED FOR BID GROUP 7 - PHASE B	06.07.2019
	ISSUED FOR 75% CONSTRUCTION DOCUMENTS	05.10.2019
	ISSUED FOR CONSTRUCTION - PHASE A	05.08.2019
8	ISSUED FOR ADDENDUM 3 - BG3	03.29.2019
	ISSUED FOR DESIGN DEVELOPMENT - PHASE B	03.11.2019
	ISSUED FOR BID GROUP 2 - PHASE A	02.06.2019
	ISSUED FOR OWNER REVIEW	01.18.2019
	ISSUED FOR 50% CONSTRUCTION DOCUMENTS - PHASE A	11.28.2018

**MFP IMPLEMENTATION - SOUTH**

1436 NORFOLK STREET  
DOWNERS GROVE, IL 60516

**REFLECTED CEILING PLAN LEVEL 1 - AREA C**

Project Number:  
5274-42  
Drawn By:  
B.SPOEHR  
Sheet:

**A3.11C**

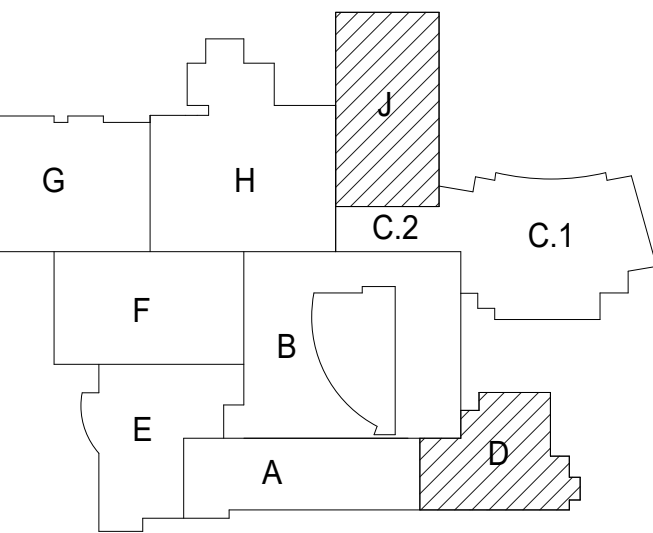
8/23/2020 8:54:42 AM  
 C:\Users\jblak\Documents\5274-42\_DGS\_Arch\_2019\_Central\_black.rvt  
 Wight & Co. © Copyright 2019 All rights reserved. No part of these documents may be reproduced, stored, or transmitted in any form or by any means, electronic, mechanical, photocopying, recording or otherwise, without the prior written consent of Wight & Co.



COMMUNITY HIGH SCHOOL  
DISTRICT 99

# Wight

Wight & Company  
wightco.com  
2500 North Frontage Road  
Darien, IL 60561  
P 630.969.7000  
F 630.969.7979



SYMBOL	MANUFACTURER	MATERIAL	DESCRIPTION
ACT-1	ARMSTRONG	2'x2' ACOUSTICAL CEILING SYSTEM	
ACT-2	ARMSTRONG	2'x4' ACOUSTICAL CEILING SYSTEM	
ACT-3	ARMSTRONG	2'x2' FOOD SERVICE	
E-WP-2		SEE EXTERIOR FINISH LEGEND	
GYP-1	AMERICAN GYPSUM	GYPSUM BOARD CEILING	
GYP-3	AMERICAN GYPSUM	GYPSUM BOARD CEILING	1 HR
GYP-4	AMERICAN GYPSUM	ACOUSTICAL GYPSUM BOARD CEILING	
MTL-1	TBD	FLUSH REVEAL METAL PANEL	
WD-1		SOFFIT	

- GENERAL NOTES**
- TYPICAL CEILINGS SHALL BE #1/4" AFF UNLESS NOTED OTHERWISE.
  - ALL LIGHT FIXTURES CENTERED IN ROOM UNLESS NOTED OTHERWISE.
  - CENTER ALL CEILING MOUNTED DEVICES WITHIN 200 OF 2'x4' SECTION OF SCORED 2'x4' CEILING TILE TYP.
  - PAINT EXPOSED UNDERSIDE OF ROOF DECK/FLOOR STRUCTURE, EXPOSED STRUCTURAL STEEL BEAMS, EXPOSED UTILITY PIPING AND ALL OTHER "PAINTABLE" SURFACES - SEE SPECIFICATIONS FOR FURTHER CLARIFICATION.
  - REMOVE ALL CEILING DEVICES SUCH AS BUT NOT LIMITED TO, LIGHT FIXTURES, EXIT SIGNS, EMERGENCY DEVICES, EMERGENCY LIGHTS, AND ANY OTHER SUPPORT SYSTEMS THAT CONFLICT WITH NEW WORK.
  - AREAS NOTED AS INCIDENTAL WORK AREAS MAY INCLUDE ABOVE CEILING WORK FOR MEP/PFP RELATED UPGRADES. REFER TO ASSOCIATED DISCIPLINE-SPECIFIC DRAWINGS FOR MORE INFORMATION AND SCOPE.

**REFLECTED CEILING PLAN SYMBOL LEGEND**

	LINEAR LIGHT FIXTURE
	PENDANT LIGHT FIXTURE
	2'x4' RECESSED LIGHT FIXTURE
	RECESSED CAN LIGHT FIXTURE
	PENDANT LIGHT FIXTURE
	WALL SCONCE
	EXISTING 2'x4' RECESSED LIGHT FIXTURE
	EXISTING RECESSED LIGHT FIXTURE
	ROLLER SHADES
	2' x 4' ACOUSTICAL CEILING SYSTEM
	2' x 2' ACOUSTICAL CEILING SYSTEM
	GYPSUM BOARD CEILING
	CONTROL JOINT ON GYPSUM CEILING

- KEY NOTES**
- 10'-0" CEILING HEIGHT
  - ACT-1 CEILING FINISH
  - 28 ROLLER WINDOW SHADE AND HOUSING AS SPECIFIED
  - CA1 EXISTING GYPSUM BOARD SOFFIT TO REMAIN



1 LEVEL 1 - AREA D  
SCALE: 1/8" = 1'-0"

8/20/2020 9:44:43 AM  
 C:\Users\jblak\Documents\5274-42\_DGS\_Arch\_2019\_Central\_Jblak.rvt  
 Wight & Co. © Copyright 2019 All rights reserved. No part of these documents may be reproduced, stored, or transmitted in any form or by any means, electronic, mechanical, photocopying, recording or otherwise, without the prior written consent of Wight & Co.

103	ISSUED FOR ADDENDUM 2 - BG 11	09.28.2020
61	ISSUED FOR DOC MOD 099	05.27.2020
	ISSUED FOR PLAN REVIEW - PHASE C	04.16.2020
	ISSUED FOR CONSTRUCTION - PHASE C	01.28.2020
	ISSUED FOR BID GROUP 9 - PHASE C	01.15.2020
	ISSUED FOR BID GROUP 8 - PHASE C	11.20.2019
34	ISSUED FOR 75% CONSTRUCTION DOCUMENTS - PHASE C	07.12.2019
25	ISSUED FOR 75% CONSTRUCTION DEVELOPMENT	06.28.2019
	ISSUED FOR DOC MOD 012	05.08.2019
8	ISSUED FOR CONSTRUCTION - PHASE A	03.11.2019
	ISSUED FOR ADDENDUM 3 - BG3	03.29.2019
	ISSUED FOR BID GROUP 3 - PHASE A	03.11.2019
	ISSUED FOR BID GROUP 2 - PHASE A	02.06.2019
	ISSUED FOR OWNER REVIEW	01.18.2019
	ISSUED FOR 50% CONSTRUCTION DOCUMENTS - PHASE A	11.28.2018
REV	ISSUE	DATE

## MFP IMPLEMENTATION - SOUTH

1436 NORFOLK STREET  
DOWNERS GROVE, IL 60516

## REFLECTED CEILING PLAN LEVEL 1 - AREA D

Project Number:  
5274-42  
Drawn By:  
B.SPDEHR  
Sheet:

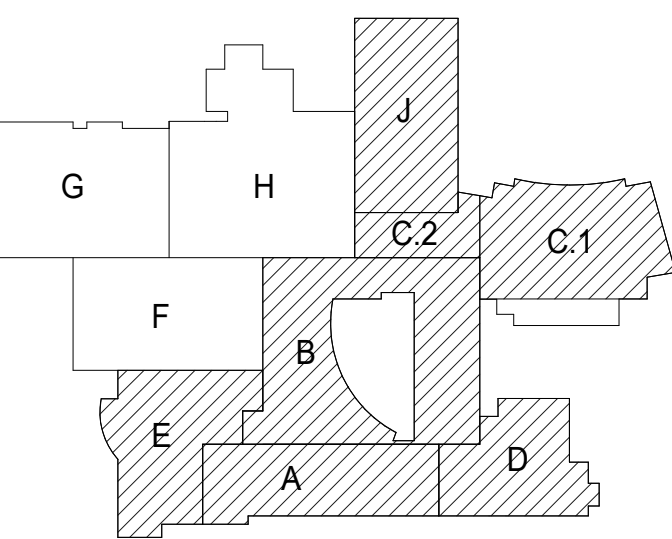
**A3.11D**



COMMUNITY HIGH SCHOOL  
DISTRICT 99

# Wight

Wight & Company  
wightco.com  
2500 North Frontage Road  
Darien, IL 60561  
P 630.969.7000  
F 630.969.7979



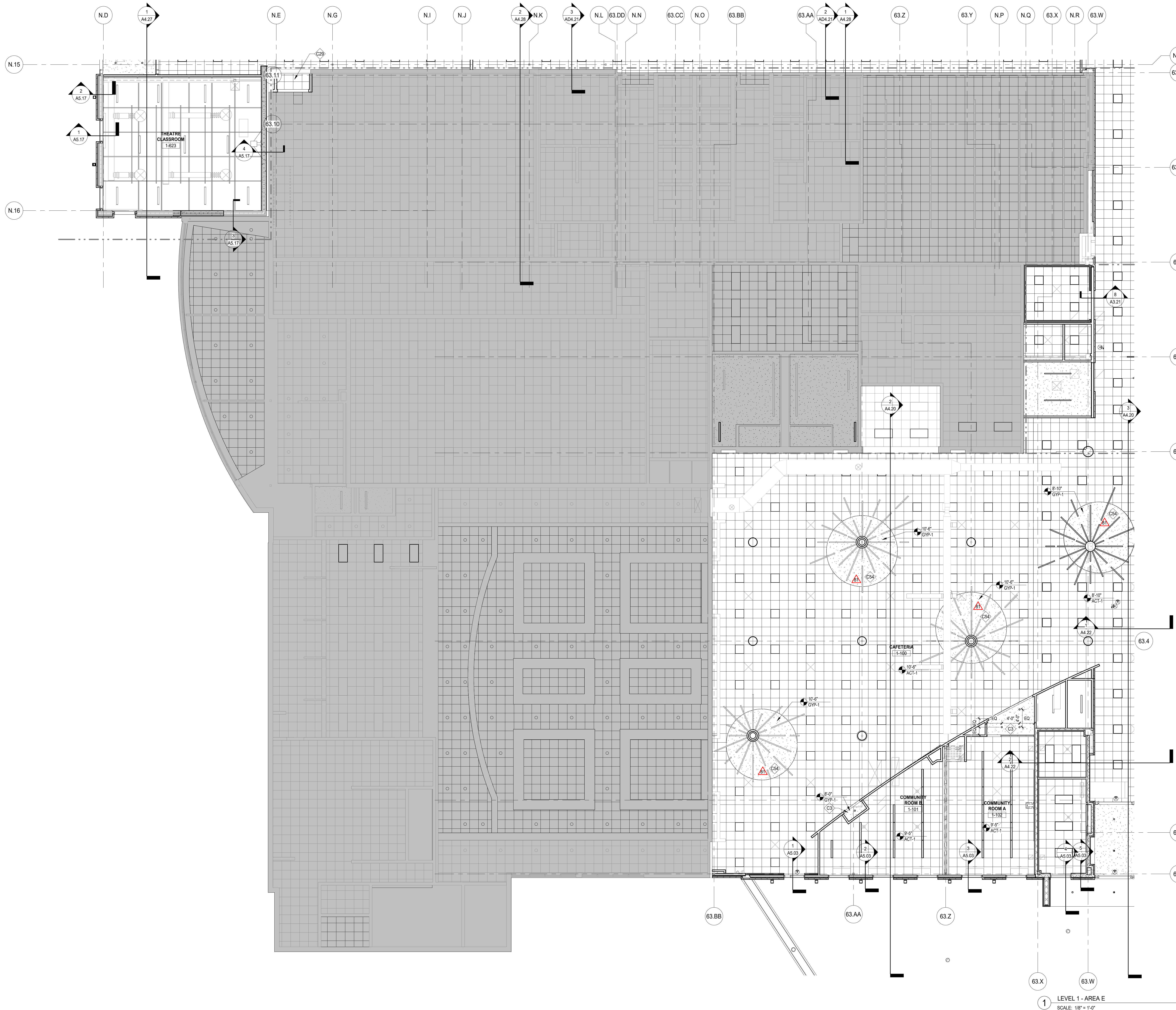
SYMBOL	MANUFACTURER	MATERIAL	DESCRIPTION
ACT-1	ARMSTRONG	2'x2' ACOUSTICAL CEILING SYSTEM	
ACT-2	ARMSTRONG	2'x4' ACOUSTICAL CEILING SYSTEM	
ACT-3	ARMSTRONG	2'x2' FOOD SERVICE	
E-WP-2		SEE EXTERIOR FINISH LEGEND	SEE EXTERIOR FINISH LEGEND
GYP-1	AMERICAN GYPSUM	GYPSUM BOARD CEILING	
GYP-3	AMERICAN GYPSUM	GYPSUM BOARD CEILING	1 HR
GYP-4	AMERICAN GYPSUM	GYPSUM BOARD CEILING	ACOUSTICAL BARRIER CEILING
GYP-6	AMERICAN GYPSUM	ACOUSTICAL GYPSUM BOARD CEILING	
MTL-1	TBD	FLUSH REVEAL METAL PANEL	
WD-1		SOFFIT	

- GENERAL NOTES**
1. TYPICAL CEILINGS SHALL BE #1/4" AFF UNLESS NOTED OTHERWISE.
  2. ALL LIGHT FIXTURES CENTERED IN ROOM UNLESS NOTED OTHERWISE.
  3. CENTER ALL CEILING MOUNTED DEVICES WITHIN 200 OR 24" SECTION OF SCORED 2'x4' CEILING TILE TYP.
  4. PAINT EXPOSED UNDERSIDE OF ROOF DECK/FLOOR STRUCTURE, EXPOSED STRUCTURAL STEEL BEAMS, EXPOSED UTILITY PIPING AND ALL OTHER "PAINTABLE" SURFACES - SEE SPECIFICATIONS FOR FURTHER CLARIFICATION.
  5. REMOVE ALL CEILING DEVICES SUCH AS BUT NOT LIMITED TO, LIGHT FIXTURES, EXIT SIGNS, EMERGENCY DEVICES, EMERGENCY LIGHTS, AND ANY OTHER SUPPORT SYSTEMS THAT CONFLICT WITH NEW WORK.
  6. AREAS NOTED AS INCIDENTAL WORK AREAS MAY INCLUDE ABOVE CEILING WORK FOR MEP/FP RELATED UPGRADES. REFER TO ASSOCIATED DISCIPLINE-SPECIFIC DRAWINGS FOR MORE INFORMATION AND SCOPE.

**REFLECTED CEILING PLAN SYMBOL LEGEND**

	LINEAR LIGHT FIXTURE
	PENDANT LIGHT FIXTURE
	2'x4' RECESSED LIGHT FIXTURE
	RECESSED CAN LIGHT FIXTURE
	PENDANT LIGHT FIXTURE
	WALL SCONCE
	EXISTING 2'x4' RECESSED LIGHT FIXTURE
	EXISTING RECESSED LIGHT FIXTURE
	ROLLER SHADES
	2' x 4' ACOUSTICAL CEILING SYSTEM
	2' x 2' ACOUSTICAL CEILING SYSTEM
	GYPSUM BOARD CEILING
	CONTROL JOINT ON GYPSUM CEILING

- KEY NOTES**
- C3 PAINT GYPSUM BOARD CEILING PT.2
  - C20 MODIFY EXISTING CEILING GRID TO ACCEPT NEW PARTITION WALLS
  - C24 PAINT GYPSUM BOARD CEILING PT.3



1 LEVEL 1 - AREA E  
SCALE: 1/8" = 1'-0"

8/23/2020 8:46:46 AM  
 C:\Users\jblak\Documents\025274-42\_DGS\_Arch\_2019\_Central\_black.rvt  
 Wight & Co. © Copyright 2019. All rights reserved. No part of these documents may be reproduced, stored, or transmitted in any form or by any means, electronic, mechanical, photocopying, recording or otherwise, without the prior written consent of Wight & Co.

103	ISSUED FOR ADDENDUM 2 - BG 11	09.28.2020
81	ISSUED FOR DOC MOD 059	05.27.2020
	ISSUED FOR PLAN REVIEW - PHASE C	04.16.2020
	ISSUED FOR CONSTRUCTION - PHASE C	01.28.2020
	ISSUED FOR BID GROUP 8 - PHASE C	11.20.2019
34	ISSUED FOR 75% CONSTRUCTION DOCUMENTS - PHASE C	10.14.2019
REV	ISSUE	DATE

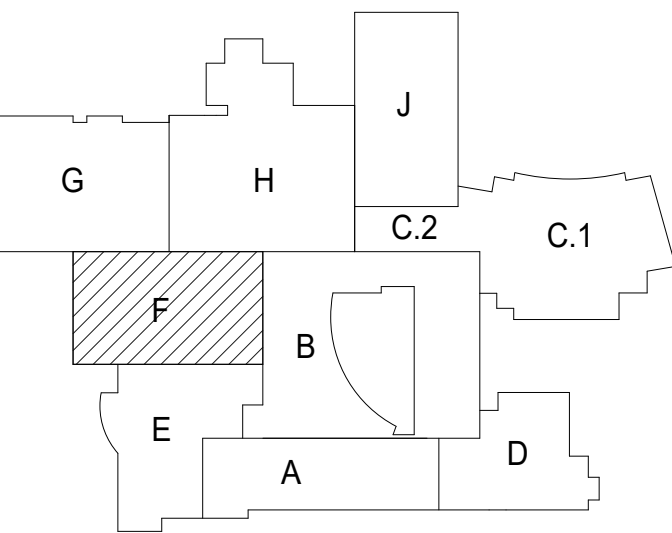
## MFP IMPLEMENTATION - SOUTH

1436 NORFOLK STREET  
DOWNERS GROVE, IL 60516

### REFLECTED CEILING PLAN LEVEL 1 - AREA E

Project Number:  
5274-42  
Drawn By:  
Author:  
Sheet:

**A3.11E**

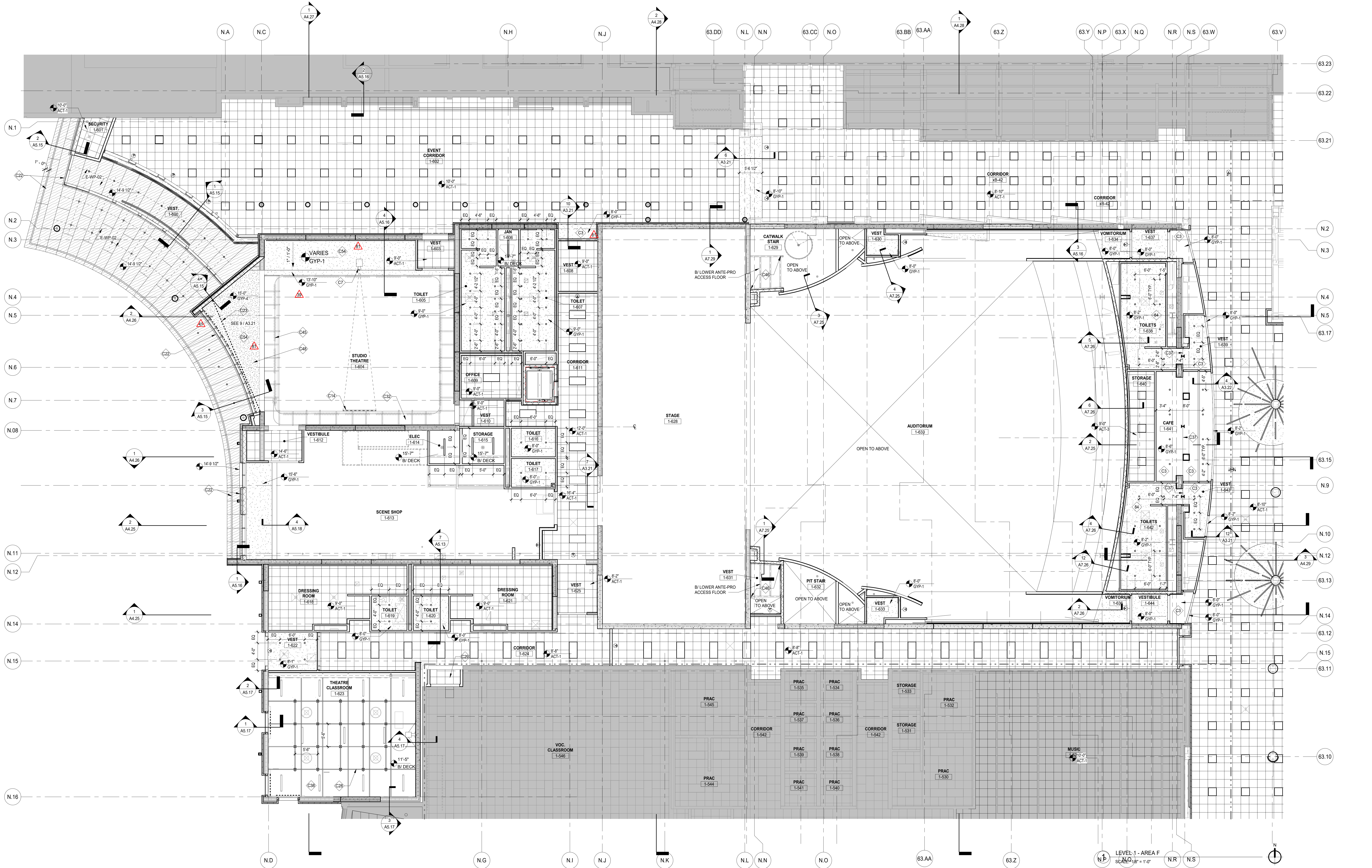


SYMBOL	MANUFACTURER	MATERIAL	DESCRIPTION
ACT-1	ARMSTRONG	2X2 ACOUSTICAL CEILING SYSTEM	
ACT-2	ARMSTRONG	2X4 ACOUSTICAL CEILING SYSTEM	
ACT-3	ARMSTRONG	2X2 FOOD SERVICE	
E-WP-2	SEE EXTERIOR FINISH LEGEND	SEE EXTERIOR FINISH LEGEND	
GYP-1	AMERICAN GYPSUM	GYPSUM BOARD CEILING	
GYP-3	AMERICAN GYPSUM	GYPSUM BOARD CEILING	
GYP-4	AMERICAN GYPSUM	GYPSUM BOARD CEILING	
GYP-6	AMERICAN GYPSUM	ACOUSTICAL GYPSUM BOARD CEILING	
MTL-1	TBO	FLUSH REVEAL METAL PANEL	
WD-1		SOFFIT	

KEY NOTES
84 PROVIDE ACOUSTICAL BATT INSULATION ABOVE SUSPENDED CEILING.
C3 PAINT GYPSUM BOARD CEILING PT-2.
C7 SUSPENDED PROJECTOR.
C14 SUSPENDED PROJECTION SCREEN.
C22 CONTINUOUS SOFFIT VENT.
C23 MOTORISED BLACKOUT ROLLER SHADE SUSPENDED FROM BEAM PLATE AND INSTALLED BY RIGGING CONTRACTOR.
C28 SUSPENDED PIPE GRID SYSTEM W/ CROSS CONNECTORS. PAINT UPT-3.
C29 MODIFY EXISTING CEILING GRID TO ACCEPT NEW PARTITION WALLS.
C32 PAINTED UNDERSIDE OF CATWALK & ALL ASSOCIATED COMPONENTS. PAINT UPT-3.
C37 CEILING EXPANSION JOINT COVER CA-1.
C38 PAINT EXPOSED CEILING PT-3.
C45 CURTAIN TRACK - REFER TO THEATRE RIGGING DRAWINGS.
C46 PROVIDE 2" DUCT LINER UNDERNEATH METAL DECK/STEEL PLATFORMS PER SPEC SECTION 233113.
C48 TECTUM PANELS MOUNTED TO UNDERSIDE OF PRECAST WALL OPENING AND ACOUSTICAL BARRIER CEILING. PAINT GYPSUM BOARD CEILING PT-3.

REFLECTED CEILING PLAN SYMBOL LEGEND
LINEAR LIGHT FIXTURE
PENDANT LIGHT FIXTURE
2X4 RECESSED LIGHT FIXTURE
RECESSED CAN LIGHT FIXTURE
PENDANT LIGHT FIXTURE
WALL SCONCE
EXISTING 2X4 RECESSED LIGHT FIXTURE
EXISTING RECESSED LIGHT FIXTURE
ROLLER SHADES
2 x 4 ACOUSTICAL CEILING SYSTEM
2 x 2 ACOUSTICAL CEILING SYSTEM
GYPSUM BOARD CEILING
CONTROL JOINT ON GYPSUM CEILING

- GENERAL NOTES
1. TYPICAL CEILINGS SHALL BE #9-#AFF UNLESS NOTED OTHERWISE.
  2. ALL LIGHT FIXTURES CENTERED IN ROOM UNLESS NOTED OTHERWISE.
  3. CENTER ALL CEILING MOUNTED DEVICES WITHIN 2X2 OR 2X4 SECTION OF SCORED 2X4 CEILING TILE TYP.
  4. PAINT EXPOSED UNDERSIDE OF ROOF DECK/FLOOR STRUCTURE. EXPOSED STRUCTURAL STEEL BEAMS, EXPOSED UTILITY PIPING AND ALL OTHER PAINTABLE SURFACES - SEE SPECIFICATIONS FOR FURTHER CLARIFICATION.
  5. REMOVE ALL CEILING DEVICES SUCH AS BUT NOT LIMITED TO LIGHT FIXTURES, EXIT SIGNS, EMERGENCY DEVICES, EMERGENCY LIGHTS, AND ANY OTHER SUPPORT SYSTEMS THAT CONFLICT WITH NEW WORK.
  6. AREAS NOTED AS INCIDENTAL WORK AREAS MAY INCLUDE ABOVE CEILING WORK FOR MEP/FP RELATED UPGRADES. REFER TO ASSOCIATED DISCIPLINE-SPECIFIC DRAWINGS FOR MORE INFORMATION AND SCOPE.



REV	ISSUE	DATE
103	ISSUED FOR ADDENDUM 2 - BG 11	09.28.2020
81	ISSUED FOR DOC MOD 059	05.27.2020
	ISSUED FOR PLAN REVIEW - PHASE C	04.16.2020
52	ISSUED FOR ADDENDUM 3 - BG9	02.06.2020
	ISSUED FOR CONSTRUCTION - PHASE C	01.28.2020
	ISSUED FOR HEALTH DEPARTMENT REVIEW - PHASE C	01.24.2020
41	ISSUED FOR ADDENDUM 4 - BG8	12.16.2019
39	ISSUED FOR ADDENDUM 3 - BG8	12.11.2019
	ISSUED FOR BID GROUP 8 - PHASE C	11.20.2019
34	ISSUED FOR 75% CONSTRUCTION DOCUMENTS - PHASE C	10.14.2019
	ISSUED FOR DESIGN DEVELOPMENT	07.12.2019

**MFP IMPLEMENTATION - SOUTH**

1436 NORFOLK STREET  
DOWNERS GROVE, IL 60516

**REFLECTED CEILING PLAN LEVEL 1 - AREA F**

Project Number:  
5274-42  
Drawn By:  
B.SPOEHR  
Sheet:

**A3.11F**

8/20/2020 8:46:40 AM  
 C:\Users\jblak\Documents\5274-42\_DGS\_Arch\_2019\_Central\_black.rvt  
 Wight & Co. © Copyright 2019 All rights reserved. No part of these documents may be reproduced, stored, or transmitted in any form or by any means, electronic, mechanical, photocopying, recording or otherwise, without the prior written consent of Wight & Co.



**GENERAL NOTES**

- TYPICAL CEILINGS SHALL BE 9'-0" AFF UNLESS NOTED OTHERWISE.
- ALL LIGHT FIXTURES CENTERED IN ROOM UNLESS NOTED OTHERWISE.
- CENTER ALL CEILING MOUNTED DEVICES WITHIN 2X2 OR 2X4 SECTION OF SCORED 2X4 CEILING TILE TYP.
- PAINT EXPOSED UNDERSIDE OF ROOF DECK/FLOOR STRUCTURE, EXPOSED STRUCTURAL STEEL BEAMS, EXPOSED UTILITY PIPING AND ALL OTHER PAINTABLE SURFACES - SEE SPECIFICATIONS FOR FURTHER CLARIFICATION.
- REMOVE ALL CEILING DEVICES SUCH AS BUT NOT LIMITED TO, LIGHT FIXTURES, EXIT SIGNS, EMERGENCY DEVICES, EMERGENCY LIGHTS, AND ANY OTHER SUPPORT SYSTEMS THAT CONNECT WITH NEW WORK.
- AREAS NOTED AS INCIDENTAL WORK AREAS MAY INCLUDE ABOVE CEILING WORK FOR MFP/R RELATED UPGRADES. REFER TO ASSOCIATED DISCIPLINE-SPECIFIC DRAWINGS FOR MORE INFORMATION AND SCOPE.

**REFLECTED CEILING PLAN SYMBOL LEGEND**

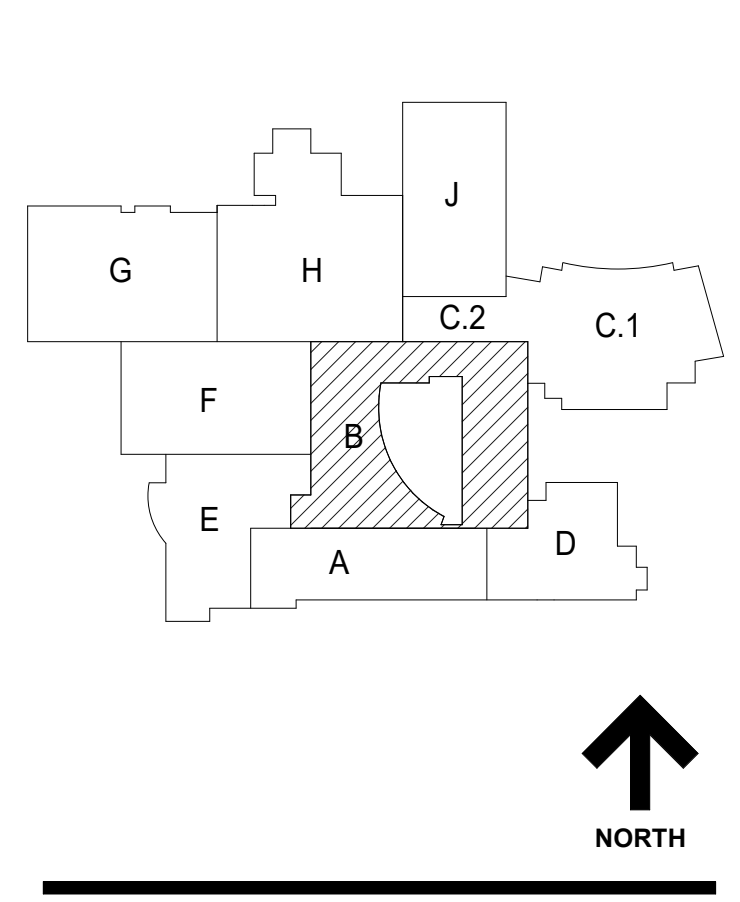
- LINEAR LIGHT FIXTURE
- PENDANT LIGHT FIXTURE
- 2X4 RECESSED LIGHT FIXTURE
- RECESSED CAN LIGHT FIXTURE
- PENDANT LIGHT FIXTURE
- WALL SCONCE
- EXISTING 2X4 RECESSED LIGHT FIXTURE
- EXISTING RECESSED LIGHT FIXTURE
- ROLLER SHADES
- 2' x 4' ACOUSTICAL CEILING SYSTEM
- 2' x 2' ACOUSTICAL CEILING SYSTEM
- GYPSUM BOARD CEILING
- CONTROL JOINT ON GYPSUM CEILING

**CEILING FINISHES**

SYMBOL	MANUFACTURER	MATERIAL	DESCRIPTION
ACT-1	ARMSTRONG	2X2 ACOUSTICAL CEILING SYSTEM	
ACT-2	ARMSTRONG	2X4 ACOUSTICAL CEILING SYSTEM	
ACT-3	ARMSTRONG	2X2 FOOD SERVICE	
E-WP-2	SEE EXTERIOR FINISH LEGEND	SEE EXTERIOR FINISH LEGEND	
GYP-1	AMERICAN GYPSUM	GYPSUM BOARD CEILING	
GYP-3	AMERICAN GYPSUM	GYPSUM BOARD CEILING	1 HR
GYP-4	AMERICAN GYPSUM	GYPSUM BOARD CEILING	ACOUSTICAL BARRIER CEILING
GYP-6	AMERICAN GYPSUM	ACOUSTICAL GYPSUM BOARD CEILING	ACOUSTICAL PERFORATED GYPSUM BOARD
MTL-1	TBO	FLUSH REVEAL METAL PANEL	SOFFIT
WD-1			

**KEY NOTES**

- C1 PAINT GYPSUM BOARD CEILING PT-2
- C2 PAINT GYPSUM BOARD CEILING PT-5
- C3 PAINT VERTICAL FACE OF GYPSUM BOARD PT-2
- C56 PAINT VERTICAL FACE OF GYPSUM BOARD ABOVE PT-6



8/23/2020 8:54:57 AM  
 C:\Users\jblask\Documents\5274-42\_DGS\_Arch\_2019\_Central\_1\blask.rvt  
 Wight & Co. © Copyright 2019 All rights reserved. No part of these documents may be reproduced, stored, or transmitted in any form or by any means, electronic, mechanical, photocopying, recording or otherwise, without the prior written consent of Wight & Co.

103	ISSUED FOR ADDENDUM 2 - BG 11	09.28.2020
81	ISSUED FOR DOC MOD 059	05.27.2020
	ISSUED FOR PLAN REVIEW - PHASE C	04.16.2020
	ISSUED FOR CONSTRUCTION - PHASE C	01.28.2020
	ISSUED FOR BID GROUP 8 - PHASE C	11.20.2019
34	ISSUED FOR 75% CONSTRUCTION DOCUMENTS - PHASE C	10.14.2019
	ISSUED FOR DESIGN DEVELOPMENT	07.12.2019
REV	ISSUE	DATE

**MFP IMPLEMENTATION - SOUTH**

1436 NORFOLK STREET  
DOWNERS GROVE, IL 60516

**REFLECTED CEILING PLAN LEVEL 2 - AREA B**

Project Number:  
5274-42  
Drawn By:  
B.SPOEHR  
Sheet:

**A3.12B**

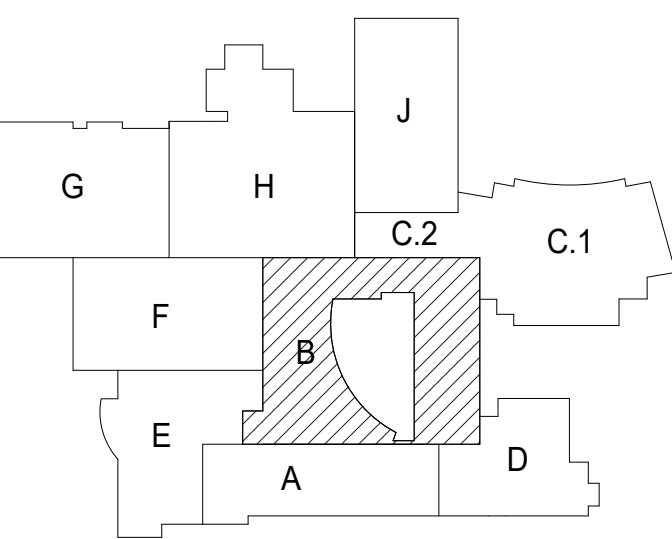
1 LEVEL 2 - AREA B  
SCALE: 1/8" = 1'-0"



COMMUNITY HIGH SCHOOL  
DISTRICT 99

# Wight

Wight & Company  
wightco.com  
2500 North Frontage Road  
Darien, IL 60561  
P 630.969.7000  
F 630.969.7979



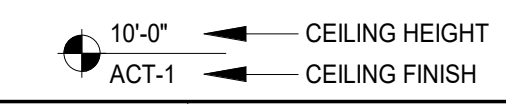
### GENERAL NOTES

1. TYPICAL CEILINGS SHALL BE 9'-0" AFF UNLESS NOTED OTHERWISE.
2. ALL LIGHT FIXTURES CENTERED IN ROOM UNLESS NOTED OTHERWISE.
3. CENTER ALL CEILING MOUNTED DEVICES WITHIN 2X2 OR 2X4 SECTION OF SCORED 2X4 CEILING TILE TYP.
4. PAINT EXPOSED UNDERSIDE OF ROOF DECK/FLOOR STRUCTURE, EXPOSED STRUCTURAL STEEL BEAMS, EXPOSED UTILITY PIPING AND ALL OTHER "PAINTABLE" SURFACES - SEE SPECIFICATIONS FOR FURTHER CLARIFICATION.
5. REMOVE ALL CEILING DEVICES SUCH AS BUT NOT LIMITED TO, LIGHT FIXTURES, EXIT SIGNS, EMERGENCY DEVICES, EMERGENCY LIGHTS, AND ANY OTHER SUPPORT SYSTEMS THAT CONFLICT WITH NEW WORK.
6. AREAS NOTED AS INCIDENTAL WORK AREAS MAY INCLUDE ABOVE CEILING WORK FOR MFP RELATED UPGRADES. REFER TO ASSOCIATED DISCIPLINE-SPECIFIC DRAWINGS FOR MORE INFORMATION AND SCOPE.

### REFLECTED CEILING PLAN SYMBOL LEGEND

- LINEAR LIGHT FIXTURE
- PENDANT LIGHT FIXTURE
- 2X4 RECESSED LIGHT FIXTURE
- RECESSED CAN LIGHT FIXTURE
- PENDANT LIGHT FIXTURE
- WALL SCONCE
- EXISTING 2X4 RECESSED LIGHT FIXTURE
- EXISTING RECESSED LIGHT FIXTURE
- ROLLER SHADES
- 2' x 4' ACOUSTICAL CEILING SYSTEM
- 2' x 2' ACOUSTICAL CEILING SYSTEM
- GYPSUM BOARD CEILING
- CONTROL JOINT ON GYPSUM CEILING

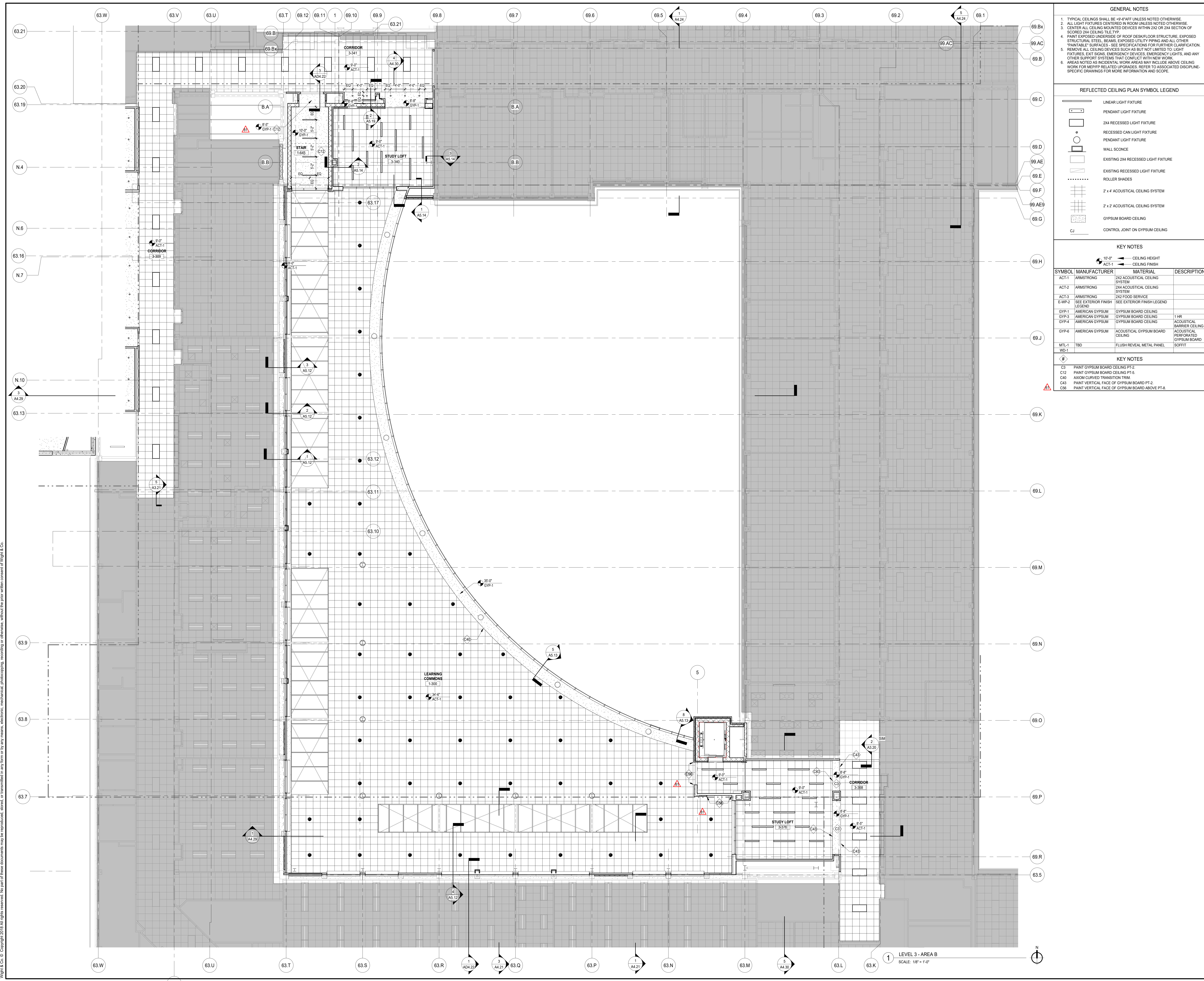
### KEY NOTES



SYMBOL	MANUFACTURER	MATERIAL	DESCRIPTION
ACT-1	ARMSTRONG	2X2 ACOUSTICAL CEILING SYSTEM	
ACT-2	ARMSTRONG	2X4 ACOUSTICAL CEILING SYSTEM	
ACT-3	ARMSTRONG	2X2 FOOD SERVICE	
E-WP-2	SEE EXTERIOR FINISH LEGEND	SEE EXTERIOR FINISH LEGEND	
GYP-1	AMERICAN GYPSUM	GYPSUM BOARD CEILING	
GYP-3	AMERICAN GYPSUM	GYPSUM BOARD CEILING	1 HR
GYP-4	AMERICAN GYPSUM	GYPSUM BOARD CEILING	ACOUSTICAL BARRIER CEILING
GYP-6	AMERICAN GYPSUM	ACOUSTICAL GYPSUM BOARD CEILING	ACOUSTICAL PERFORATED GYPSUM BOARD
MTL-1	TBO	FLUSH REVEAL METAL PANEL	SOFFIT
WD-1			

### KEY NOTES

- C1 PAINT GYPSUM BOARD CEILING PT-2
- C12 PAINT GYPSUM BOARD CEILING PT-5
- C40 AXIOM CURVED TRANSITION TRIM
- C43 PAINT VERTICAL FACE OF GYPSUM BOARD PT-2
- C56 PAINT VERTICAL FACE OF GYPSUM BOARD ABOVE PT-5



LEVEL 3 - AREA B  
SCALE: 1/8" = 1'-0"

REV	ISSUE	DATE
103	ISSUED FOR ADDENDUM 2 - BG 11	09.28.2020
81	ISSUED FOR DOC MOD 569	05.27.2020
	ISSUED FOR PLAN REVIEW - PHASE C	04.16.2020
	ISSUED FOR CONSTRUCTION - PHASE C	01.28.2020
	ISSUED FOR BID GROUP 8 - PHASE C	11.20.2019
34	ISSUED FOR 75% CONSTRUCTION DOCUMENTS - PHASE C	10.14.2019
	ISSUED FOR DESIGN DEVELOPMENT	07.12.2019

## MFP IMPLEMENTATION - SOUTH

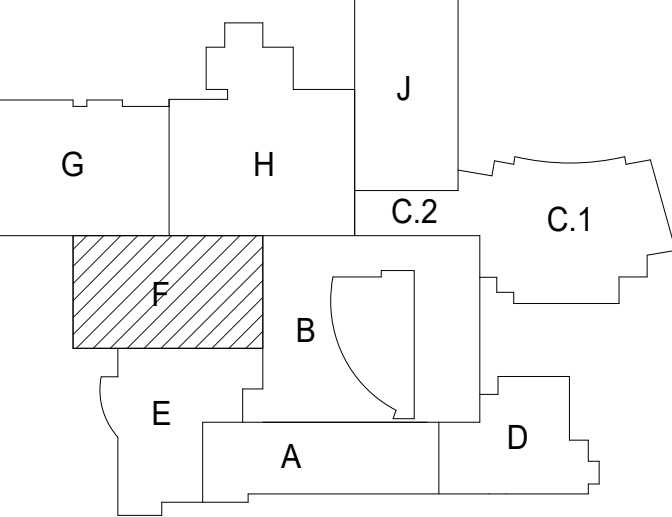
1436 NORFOLK STREET  
DOWNERS GROVE, IL 60516

### REFLECTED CEILING PLAN LEVEL 3 - AREA B

Project Number:  
5274-42  
Drawn By:  
B. SPDEHR  
Sheet:

# A3.13B

8/23/2020 8:56:08 AM  
C:\Users\jblak\Documents\5274-42\_DGS\_Arch\_2019\_Central\_black.rvt  
Wight & Co. © Copyright 2019. All rights reserved. No part of these documents may be reproduced, stored, or transmitted in any form or by any means, electronic, mechanical, photocopying, recording or otherwise, without the prior written consent of Wight & Co.



SYMBOL	MANUFACTURER	MATERIAL	DESCRIPTION
ACT-1	ARMSTRONG	2'x2' ACOUSTICAL CEILING SYSTEM	
ACT-2	ARMSTRONG	2'x4' ACOUSTICAL CEILING SYSTEM	
ACT-3	ARMSTRONG	2'x2' FOOD SERVICE	
E-WP-2	SEE EXTERIOR FINISH LEGEND	SEE EXTERIOR FINISH LEGEND	
GYP-1	AMERICAN GYPSUM	GYPSUM BOARD CEILING	
GYP-3	AMERICAN GYPSUM	GYPSUM BOARD CEILING	
GYP-4	AMERICAN GYPSUM	GYPSUM BOARD CEILING	
GYP-6	AMERICAN GYPSUM	ACOUSTICAL BARRIER CEILING	
MTL-1	TBO	FLUSH REVEAL METAL PANEL	
WD-1		SOFFIT	

KEY NOTES

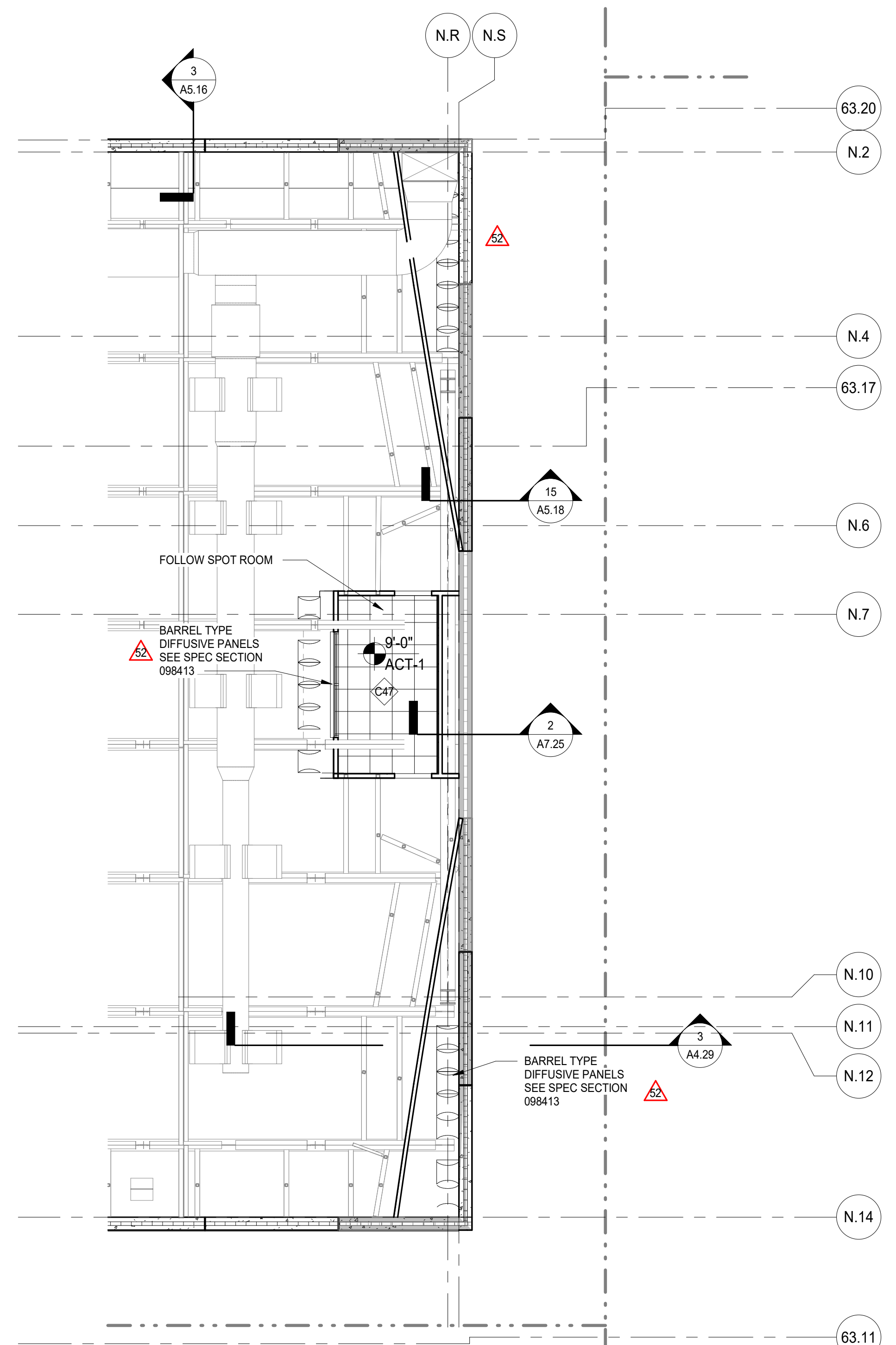
- 10'-0" CEILING HEIGHT
- ACT-1 CEILING FINISH
- C1 PAINT GYPSUM BOARD CEILING PT-11
- C30 SUSPENDED PAINTED GYP. BD. REFLECTOR CLOUD
- C37 CEILING EXPANSION JOINT COVER C-1
- C38 PAINT EXPOSED CEILING PT-3
- C46 PROVIDE 2" DUCT LINER UNDERNEATH METAL DECK/STEEL PLATFORMS PER SPEC SECTION 23313
- C47 PROVIDE DARK ACOUSTICAL CEILING TILE
- C55 PAINT ALL EXPOSED STRUCTURE, CONDUIT, DUCTWORK, PIPING & OTHER "PAINTABLE SURFACES" PT-11

REFLECTED CEILING PLAN SYMBOL LEGEND

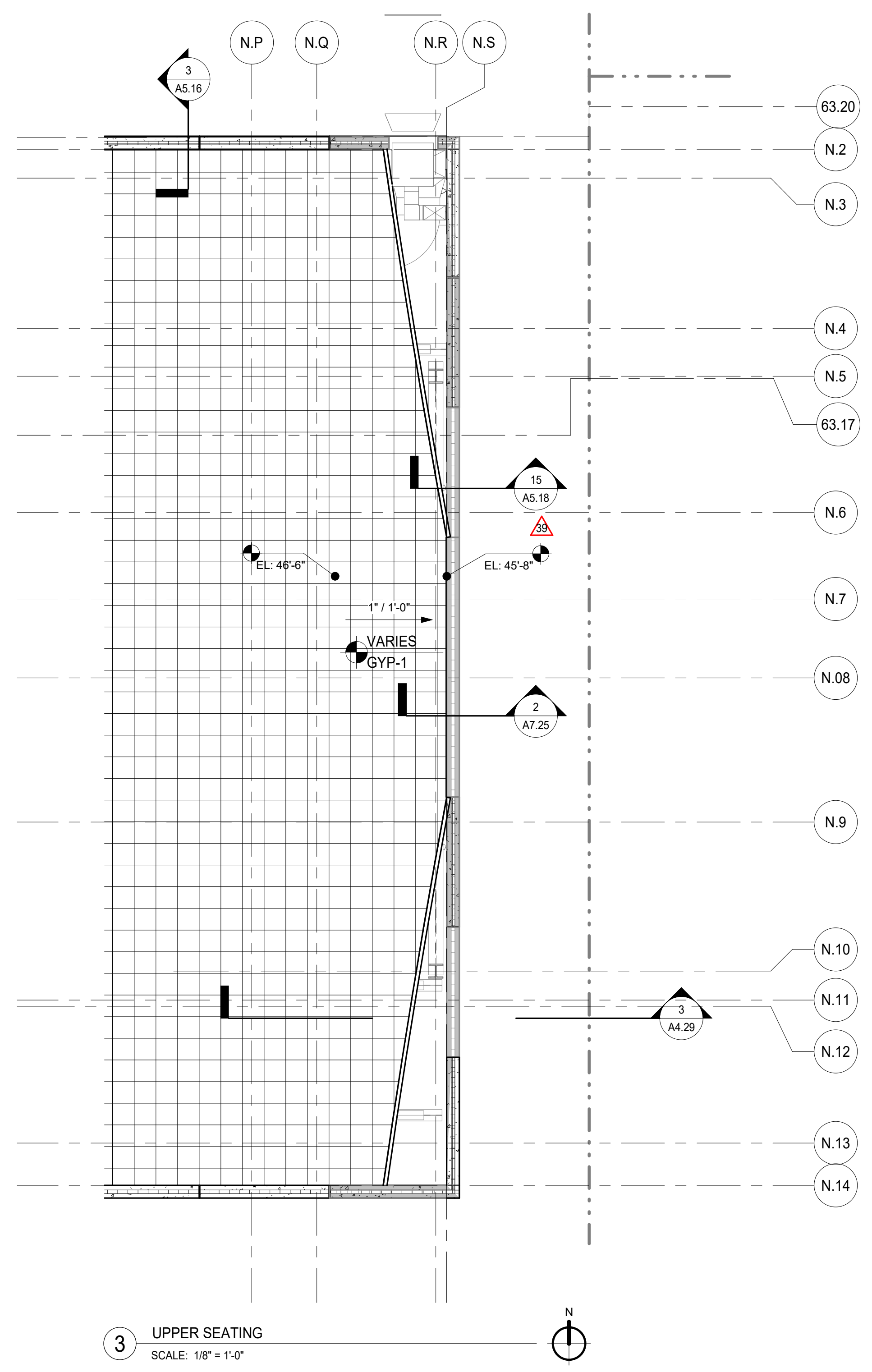
- LINEAR LIGHT FIXTURE
- PENDANT LIGHT FIXTURE
- 2'x4' RECESSED LIGHT FIXTURE
- RECESSED CAN LIGHT FIXTURE
- PENDANT LIGHT FIXTURE
- WALL SCONCE
- EXISTING 2'x4' RECESSED LIGHT FIXTURE
- EXISTING RECESSED LIGHT FIXTURE
- ROLLER SHADES
- 2' x 4' ACOUSTICAL CEILING SYSTEM
- 2' x 2' ACOUSTICAL CEILING SYSTEM
- GYPSUM BOARD CEILING
- CONTROL JOINT ON GYPSUM CEILING

GENERAL NOTES

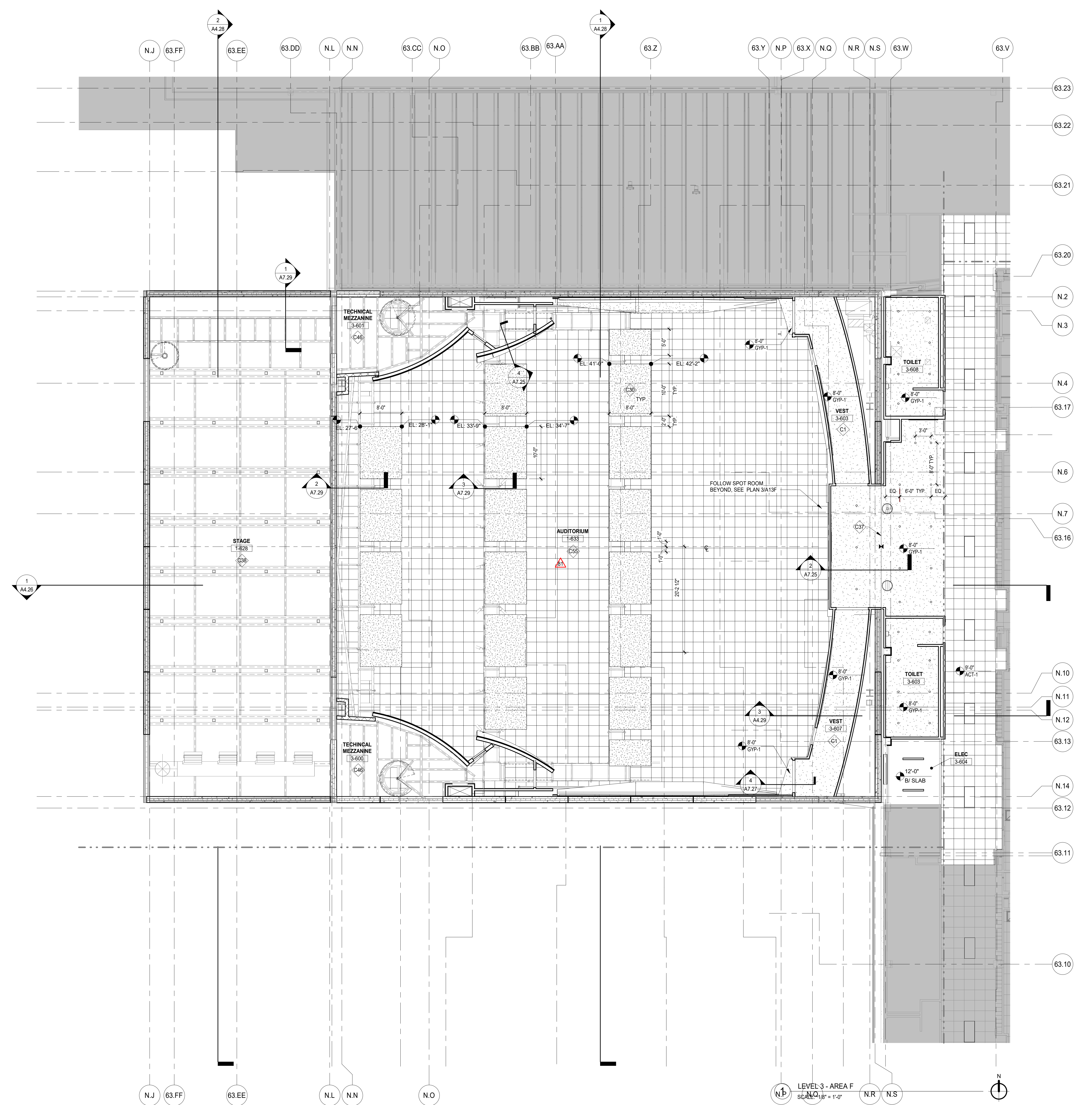
- TYPICAL CEILINGS SHALL BE #1/4" AFF UNLESS NOTED OTHERWISE.
- ALL LIGHT FIXTURES CENTERED IN ROOM UNLESS NOTED OTHERWISE.
- CENTER ALL CEILING MOUNTED DEVICES WITHIN 2'x2' SECTION OF SCORED 2'x4' CEILING TILE TYP.
- PAINT EXPOSED UNDERSIDE OF ROOF DECK/FLOOR STRUCTURE, EXPOSED STRUCTURAL STEEL BEAMS, EXPOSED UTILITY PIPING AND ALL OTHER "PAINTABLE" SURFACES - SEE SPECIFICATIONS FOR FURTHER CLARIFICATION.
- REMOVE ALL CEILING DEVICES SUCH AS BUT NOT LIMITED TO LIGHT FIXTURES, EXIT SIGNS, EMERGENCY DEVICES, EMERGENCY LIGHTS, AND ANY OTHER SUPPORT SYSTEMS THAT CONFLICT WITH NEW WORK.
- AREAS NOTED AS INCIDENTAL WORK AREAS MAY INCLUDE ABOVE CEILING WORK FOR MEP/FP RELATED UPGRADES. REFER TO ASSOCIATED DISCIPLINE-SPECIFIC DRAWINGS FOR MORE INFORMATION AND SCOPE.



2 FOLLOW SPOT ROOM  
SCALE: 1/8" = 1'-0"



3 UPPER SEATING  
SCALE: 1/8" = 1'-0"



LEVEL 3 - AREA F  
SCALE: 1/8" = 1'-0"

8/23/2020 8:51:11 AM  
 C:\Users\jblak\Documents\2574-42\_DGS\_Arch\_2019\_Central\_Planes.rvt  
 Wight & Co. © Copyright 2019 All rights reserved. No part of these documents may be reproduced, stored, or transmitted in any form or by any means, electronic, mechanical, photocopying, recording or otherwise, without the prior written consent of Wight & Co.

REV	ISSUE	DATE
103	ISSUED FOR ADDENDUM 2 - BG 11	09.28.2020
81	ISSUED FOR DDC MOD 059	05.27.2020
	ISSUED FOR PLAN REVIEW - PHASE C	04.16.2020
52	ISSUED FOR ADDENDUM 3 - BG9	02.06.2020
	ISSUED FOR CONSTRUCTION - PHASE C	01.28.2020
39	ISSUED FOR ADDENDUM 3 - BG8	12.11.2019
	ISSUED FOR BID GROUP 8 - PHASE C	11.20.2019
	ISSUED FOR DESIGN DEVELOPMENT	07.12.2019

**MFP  
IMPLEMENTATION -  
SOUTH**

1436 NORFOLK STREET  
DOWNERS GROVE, IL 60516

**REFLECTED CEILING  
PLAN LEVEL 3 - AREA F**

Project Number:  
5274-42  
Drawn By:  
Author:  
Sheet:

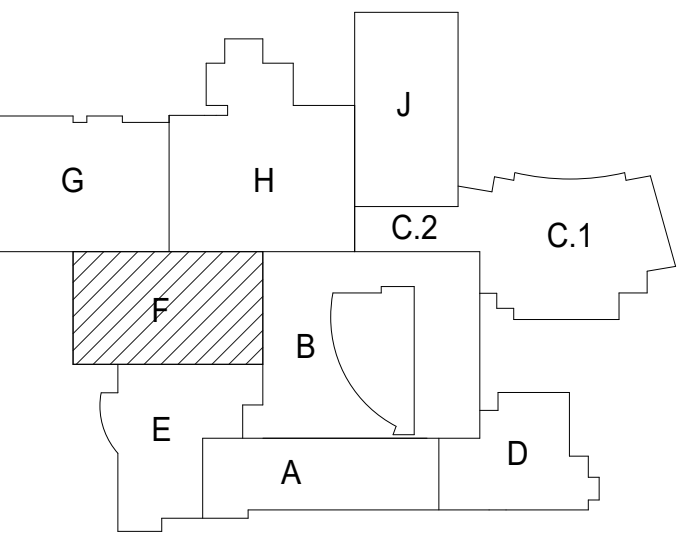
**A3.13F**



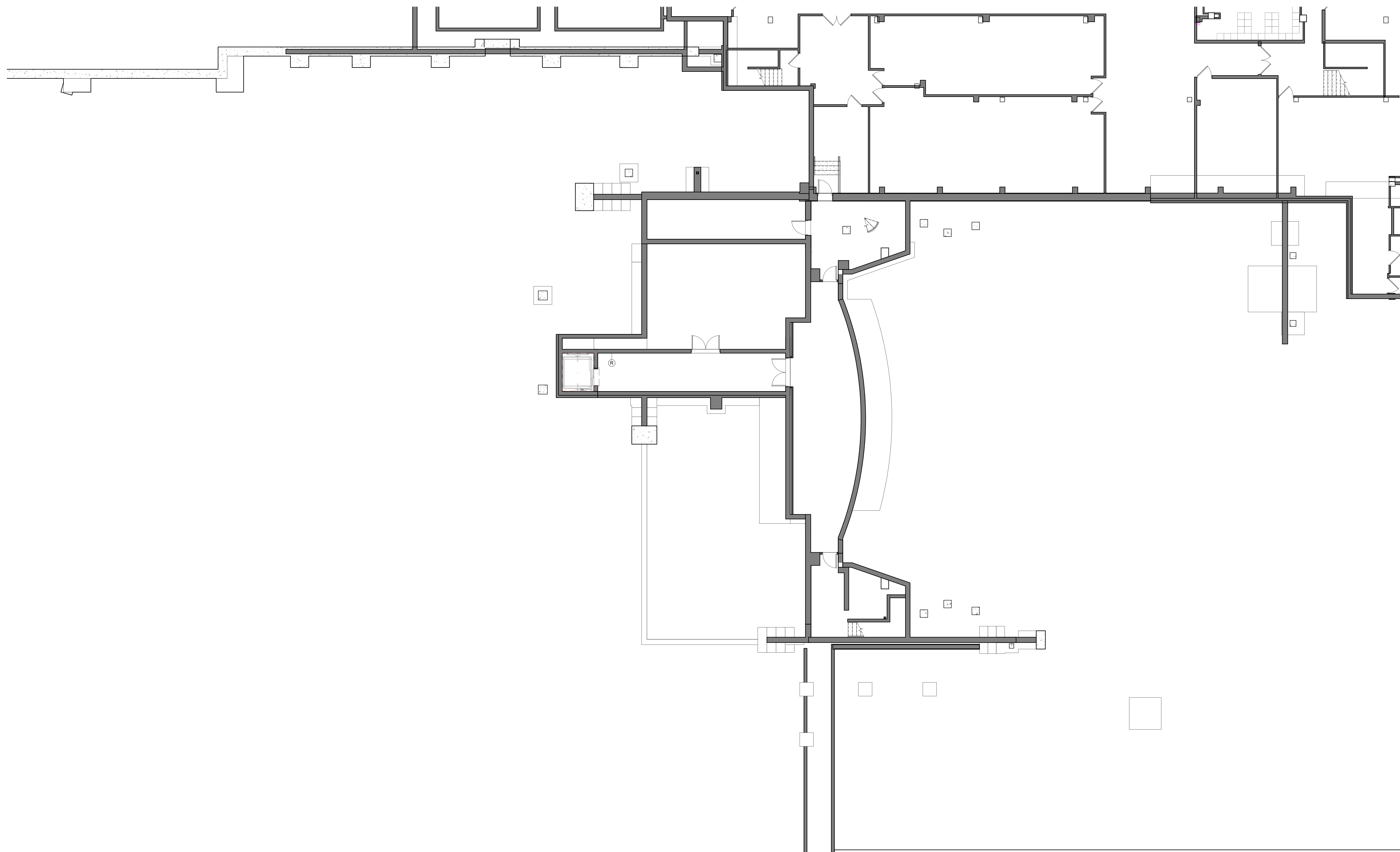
COMMUNITY HIGH SCHOOL  
DISTRICT 99

# Wight

Wight & Company  
wightco.com  
2500 North Frontage Road  
Darien, IL 60561  
P 630.969.7000  
F 630.969.7979



NORTH



1 SIGNAGE FLOOR PLAN LOWER LEVEL AREA F  
SCALE: 1/8" = 1'-0"



103 ISSUED FOR ADDENDUM 2 - BG 11 09.28.2020  
REV. ISSUE DATE

## MFP IMPLEMENTATION - SOUTH

1436 NORFOLK STREET  
DOWNERS GROVE, IL 60516

### SIGNAGE FLOOR PLAN LOWER LEVEL AREA F

Project Number:  
5274-42  
Drawn By:  
Authority:  
Sheet:

# A12.00F



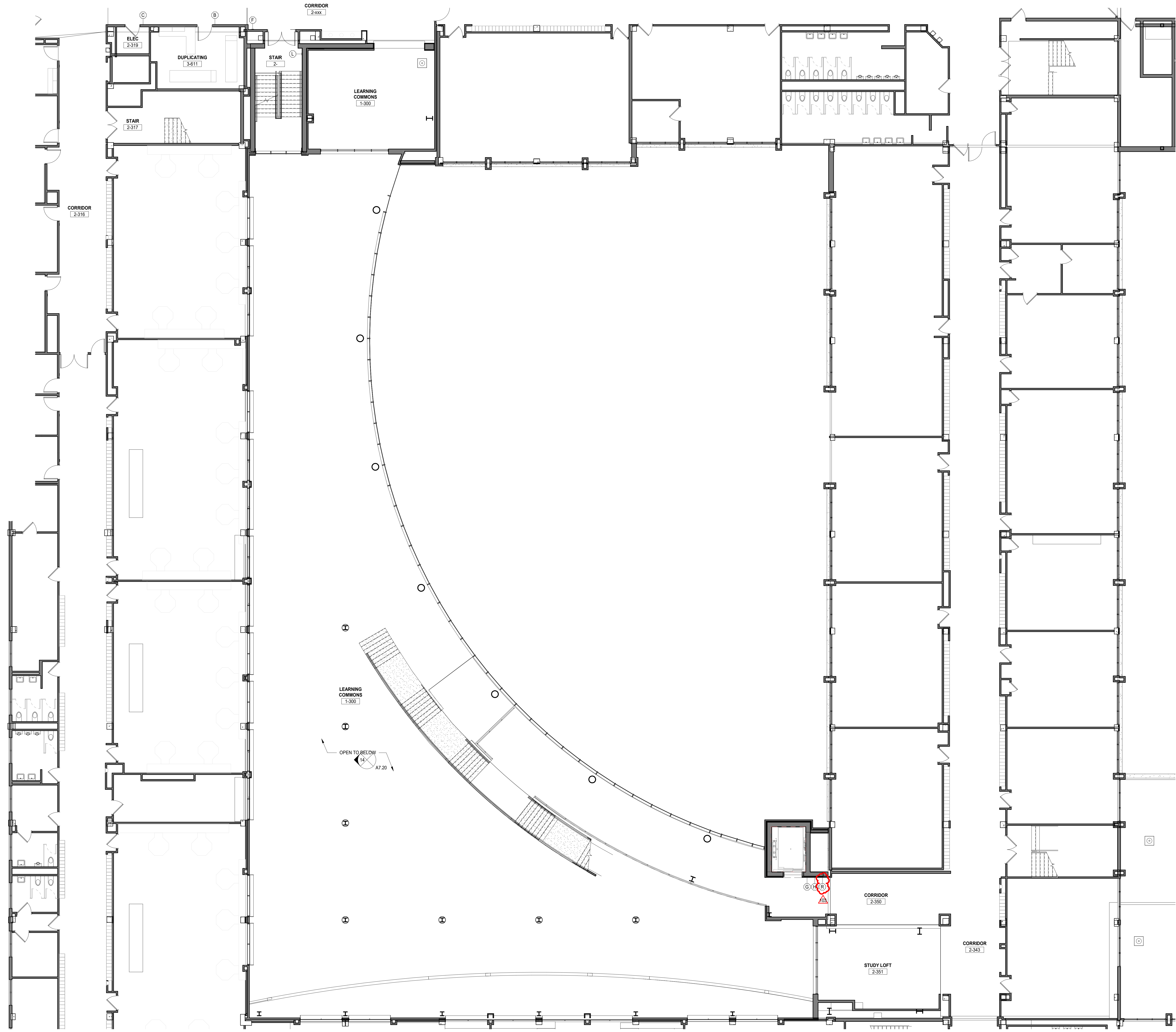
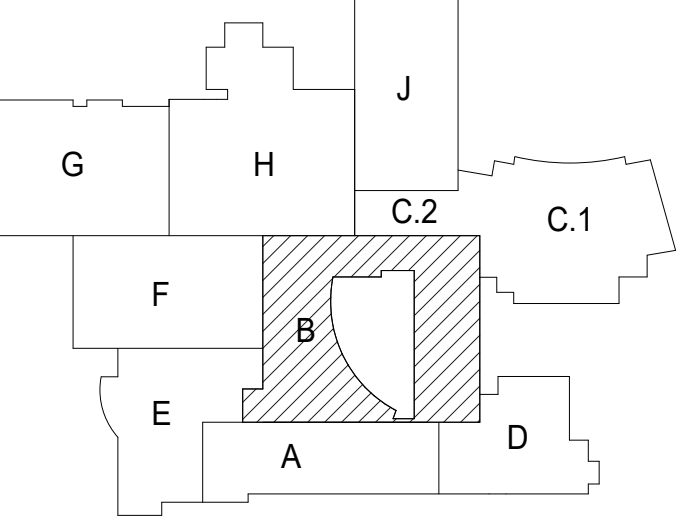
- GENERAL NOTES
1. SIGNAGE SHALL COMPLY WITH ADA STANDARDS.
  2. SIGNAGE PANEL COLOR TO BE SELECTED BY ARCHITECT FROM MANUFACTURER'S FULL RANGE OF COLORS.
  3. ALL SIGNS TO BE MOUNTED CENTERED AT +5'-0" A.F.F. UN.O.
  4. PANEL SIGNS REFER TO SPECIFICATION SECTION 101400.
  5. INTEGRAL RAISED LETTERING WITH INTEGRAL GRADE 2 BRILLE, TYP.: FONT: ANIAL NARROW, FONT HEIGHT: 3/4"; FONT COLOR: WHITE.
  6. CONFIRM ALL ROOM NUMBERS & NAMES PRIOR TO FABRICATION.



COMMUNITY HIGH SCHOOL  
DISTRICT 99

**Wight**

Wight & Company  
wightco.com  
2500 North Frontage Road  
Darien, IL 60561  
P 630.969.7000  
F 630.969.7979



1 SIGNAGE FLOOR PLAN LEVEL 2 AREA B  
SCALE: 1/8" = 1'-0"

09/28/2020 9:49:09 AM  
 C:\Users\jblak\Documents\025274-42\_DGS\_Arch\_2019\_Central\_Jblak.rvt  
 Wight & Co. © Copyright 2019 All rights reserved. No part of these documents may be reproduced, stored, or transmitted in any form or by any means, electronic, mechanical, photocopying, recording or otherwise, without the prior written consent of Wight & Co.

103	ISSUED FOR ADDENDUM 2 - BG 11	09.28.2020
	ISSUED FOR BID GROUP 11	09.01.2020
REV	ISSUE	DATE

**MFP  
IMPLEMENTATION -  
SOUTH**

1436 NORFOLK STREET  
DOWNERS GROVE, IL 60516

**SIGNAGE FLOOR PLAN  
LEVEL 2 AREA B**

Project Number:  
5274-42  
Drawn By:  
Author  
Sheet:

**A12.02B**

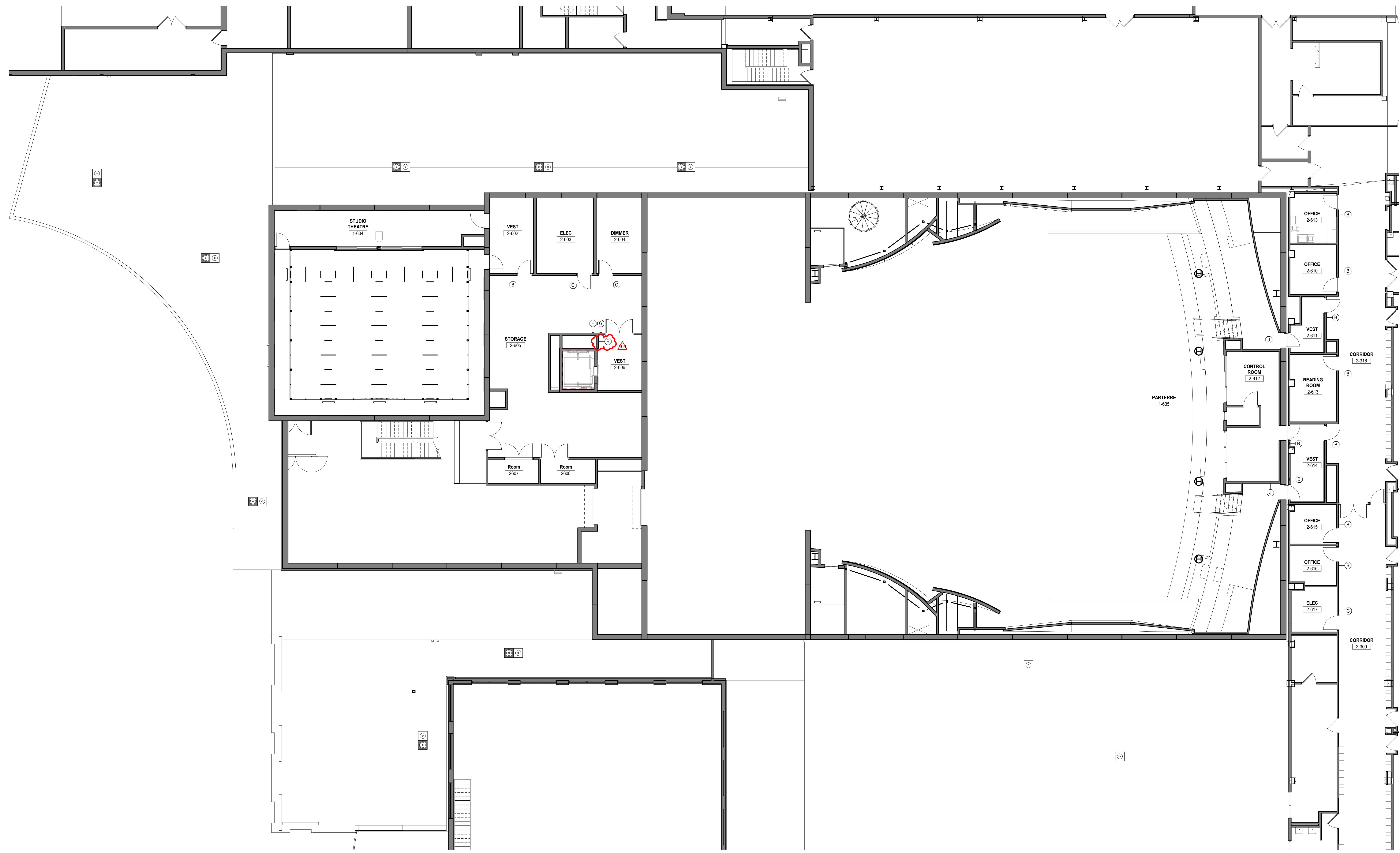
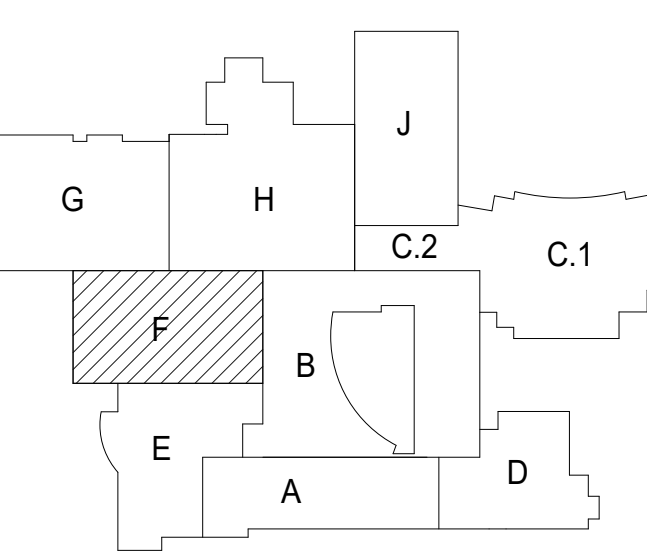
- GENERAL NOTES
- SIGNAGE SHALL COMPLY WITH ADA STANDARDS.
  - SIGNAGE PANEL COLOR TO BE SELECTED BY ARCHITECT FROM MANUFACTURER'S FULL RANGE OF COLORS.
  - ALL SIGNS TO BE MOUNTED CENTERED AT +5'-0" F.F., U.N.O.
  - PANEL SIGNS REFER TO SPECIFICATION SECTION 101400.
  - INTEGRAL RAISED LETTERING WITH INTEGRAL GRADE 2 BRILLE, TYP.: FONT: ANIAL NARROW, FONT HEIGHT: 3/4", FONT COLOR: WHITE.
  - CONFIRM ALL ROOM NUMBERS & NAMES PRIOR TO FABRICATION.



COMMUNITY HIGH SCHOOL  
DISTRICT 99



Wight & Company  
wightco.com  
2500 North Frontage Road  
Darien, IL 60561  
P 630.969.7000  
F 630.969.7979



09/28/2020 9:49:09 AM  
 C:\Users\jblack\Documents\02-5274-42\_DGS\_Arch\_2019\_Central\_Planet.rvt  
 Wight & Co. © Copyright 2019 All rights reserved. No part of these documents may be reproduced, stored, or transmitted in any form or by any means, electronic, mechanical, photocopying, recording or otherwise, without the prior written consent of Wight & Co.

103	ISSUED FOR ADDENDUM 2 - BG 11	09.28.2020
REV	ISSUED FOR BID GROUP 11	09.01.2020
	ISSUE	DATE

**MFP  
IMPLEMENTATION -  
SOUTH**

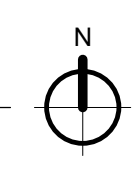
1436 NORFOLK STREET  
DOWNERS GROVE, IL 60516

**SIGNAGE FLOOR PLAN  
LEVEL 2 AREA F**

Project Number:  
5274-42  
Drawn By:  
Author  
Sheet:

**A12.02F**

1 SIGNAGE FLOOR PLAN LEVEL 2 AREA F  
SCALE: 1/8" = 1'-0"

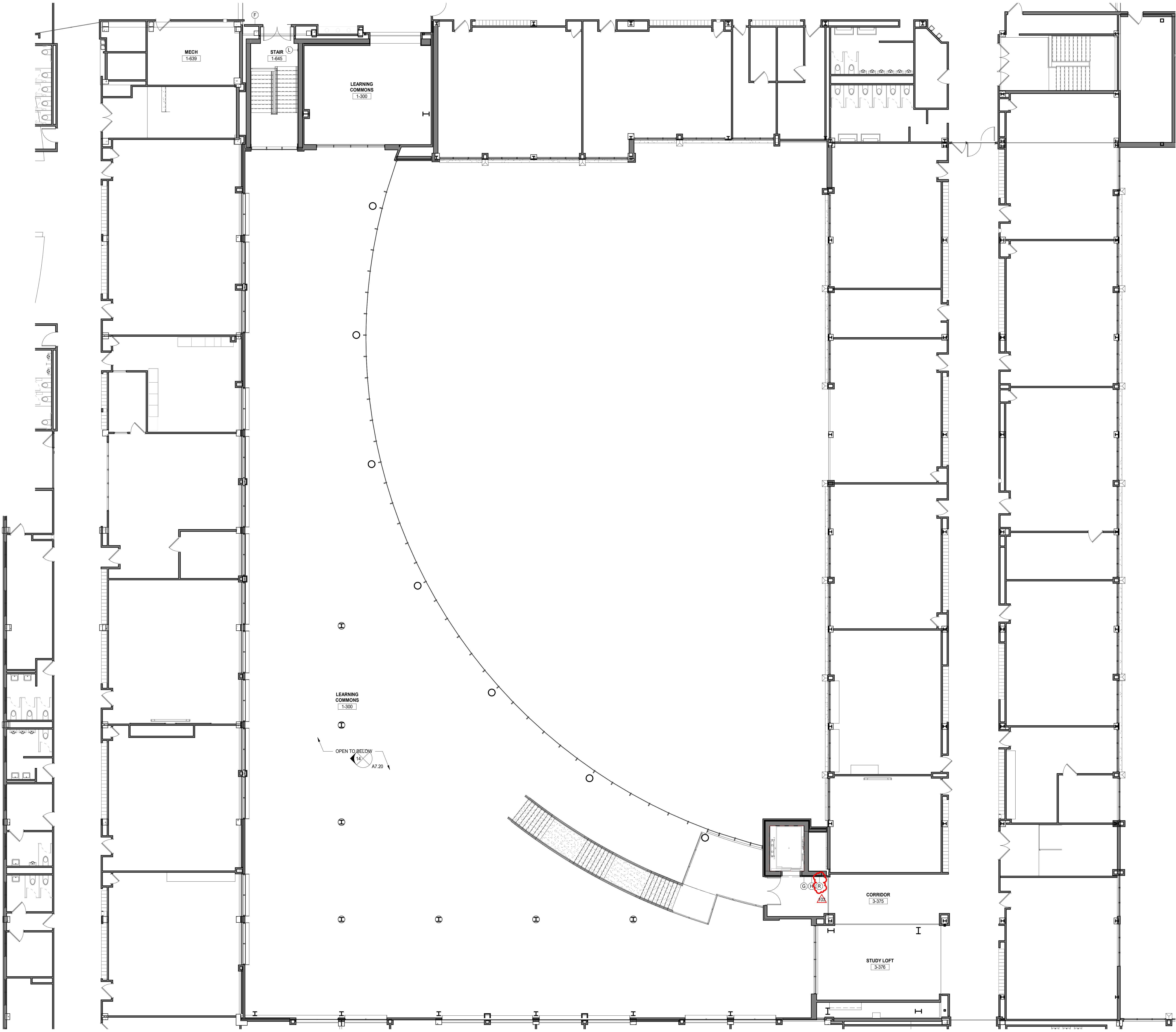
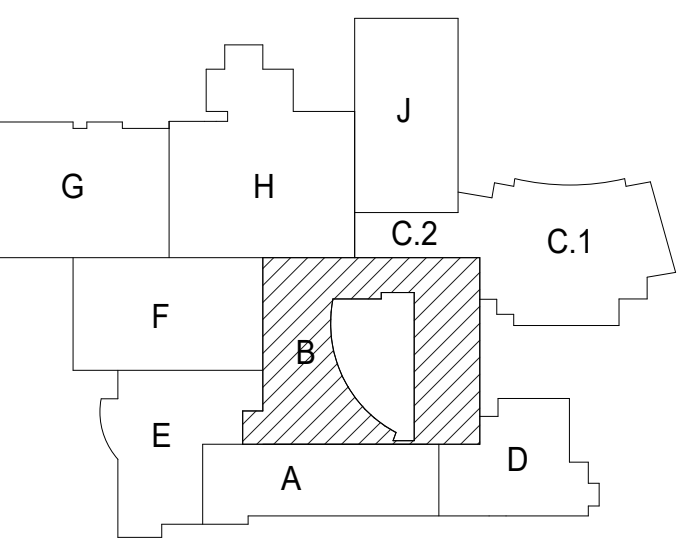




COMMUNITY HIGH SCHOOL  
DISTRICT 99

# Wight

Wight & Company  
wightco.com  
2500 North Frontage Road  
Darien, IL 60561  
P 630.969.7000  
F 630.969.7979



1 SIGNAGE FLOOR PLAN LEVEL 3 AREA B  
SCALE: 1/8" = 1'-0"

09/28/2020 9:46:08 AM  
C:\Users\jblak\Documents\025274-42\_DGS\_Arch\_2019\_Central\_Jblak.rvt  
Wight & Co. © Copyright 2018 All rights reserved. No part of these documents may be reproduced, stored, or transmitted in any form or by any means, electronic, mechanical, photocopying, recording or otherwise, without the prior written consent of Wight & Co.

103	ISSUED FOR ADDENDUM 2 - BG 11	09.28.2020
REV	ISSUED FOR BID GROUP 11	09.01.2020
	ISSUE	DATE

## MFP IMPLEMENTATION - SOUTH

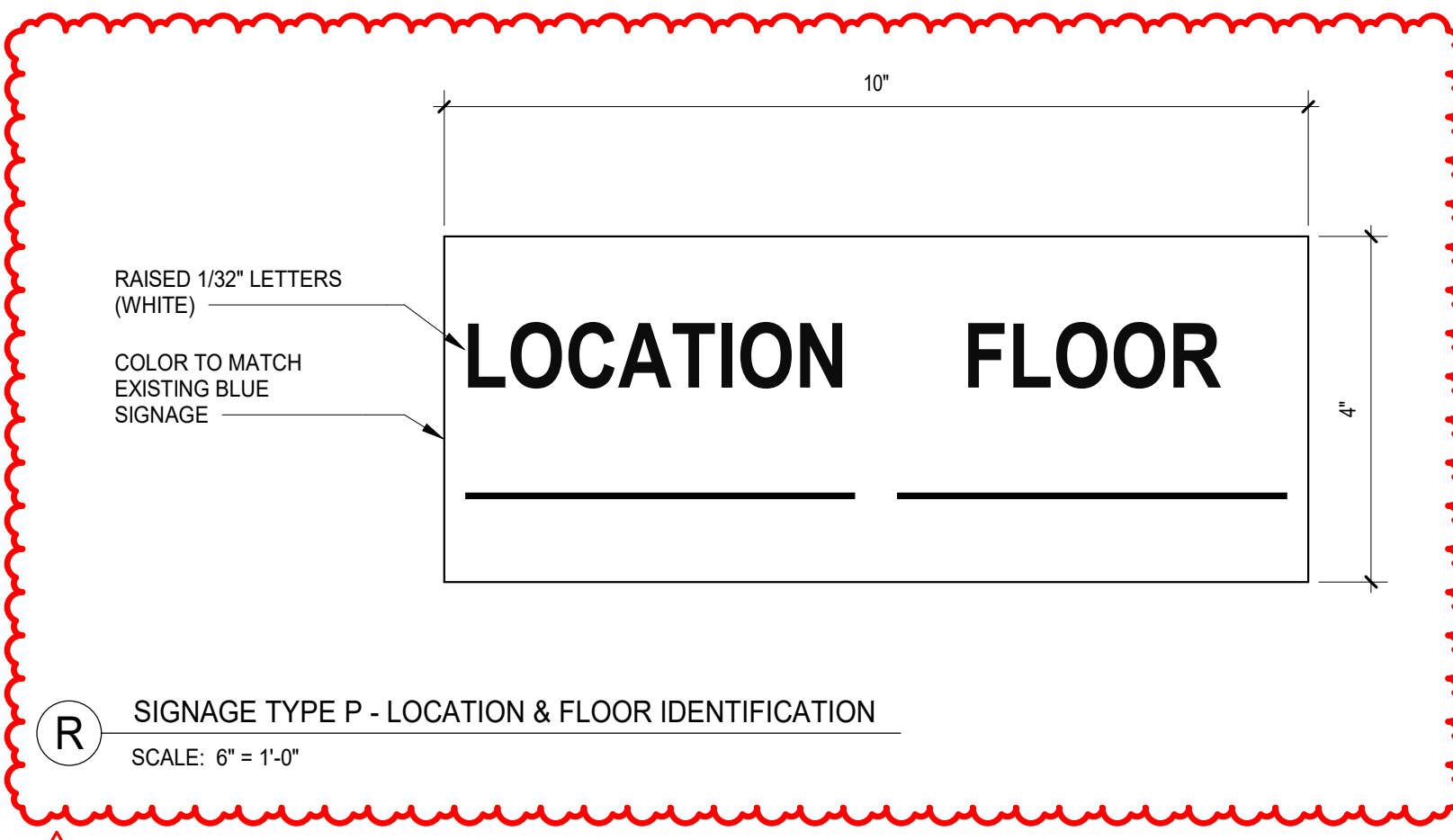
1436 NORFOLK STREET  
DOWNERS GROVE, IL 60516

### SIGNAGE FLOOR PLAN LEVEL 3 AREA B

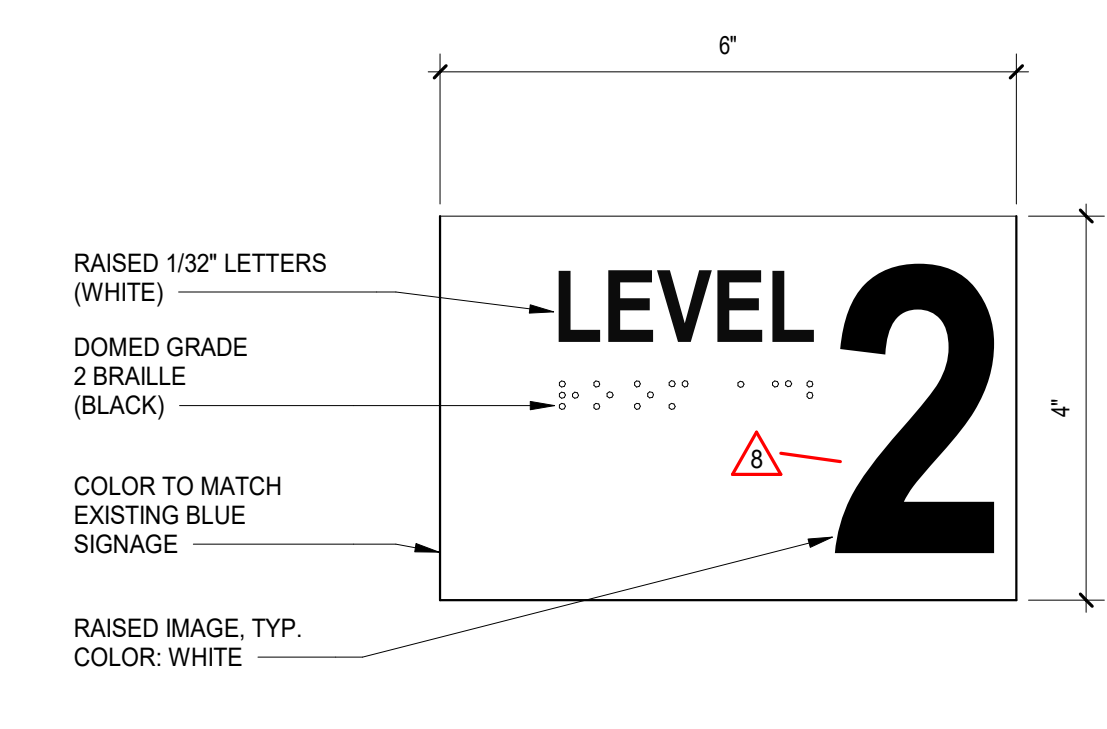
Project Number:  
5274-42  
Drawn By:  
Author:  
Sheet:

# A12.03B

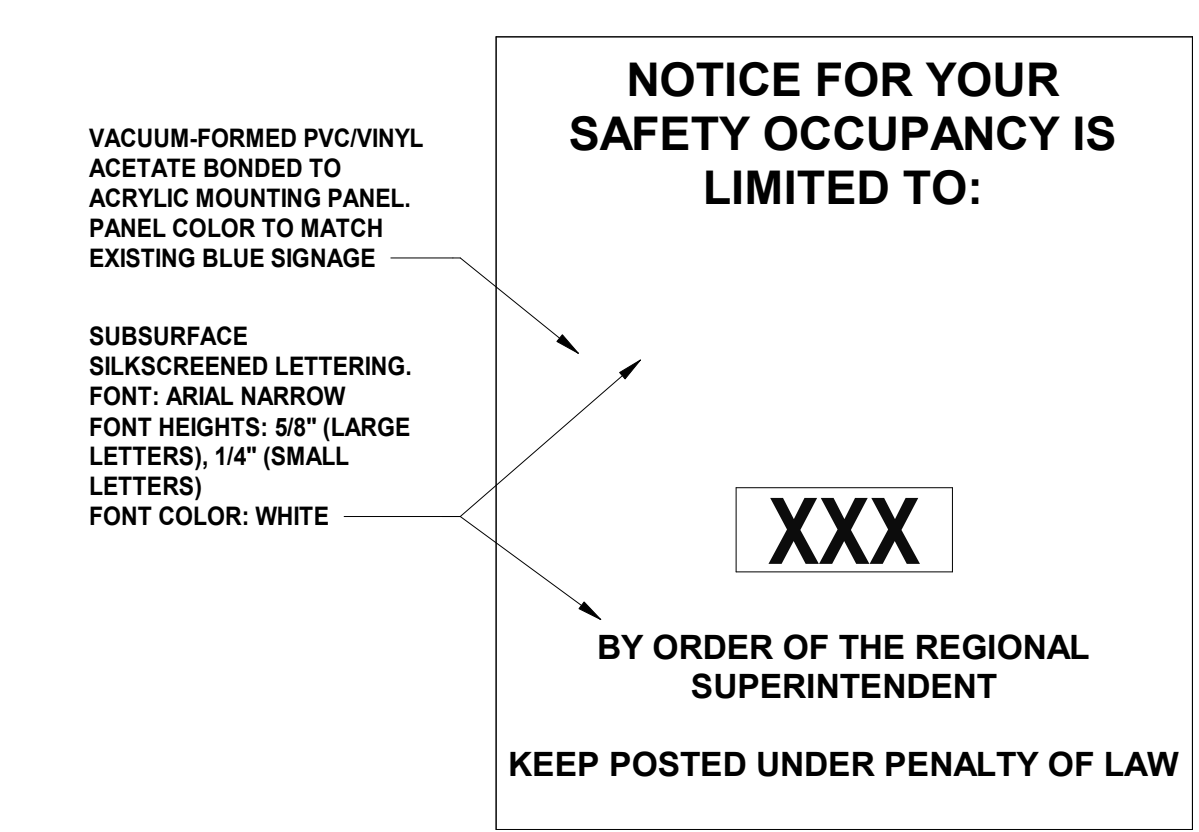
- GENERAL NOTES**
- SIGNAGE SHALL COMPLY WITH ADA STANDARDS.
  - SIGNAGE PANEL COLOR TO BE SELECTED BY ARCHITECT FROM MANUFACTURER'S FULL RANGE OF COLORS.
  - ALL SIGNS TO BE MOUNTED CENTERED AT +5'-0" A.F.F., UNLESS OTHERWISE NOTED.
  - PANEL SIGNS REFER TO SPECIFICATION SECTION 101400.
  - INTEGRAL RAISED LETTERING WITH INTEGRAL GRADE 2 BRAILLE, TYP. FONT: ANIAL NARROW, FONT HEIGHT: 3/4". FONT COLOR: WHITE.
  - CONFIRM ALL ROOM NUMBERS & NAMES PRIOR TO FABRICATION.



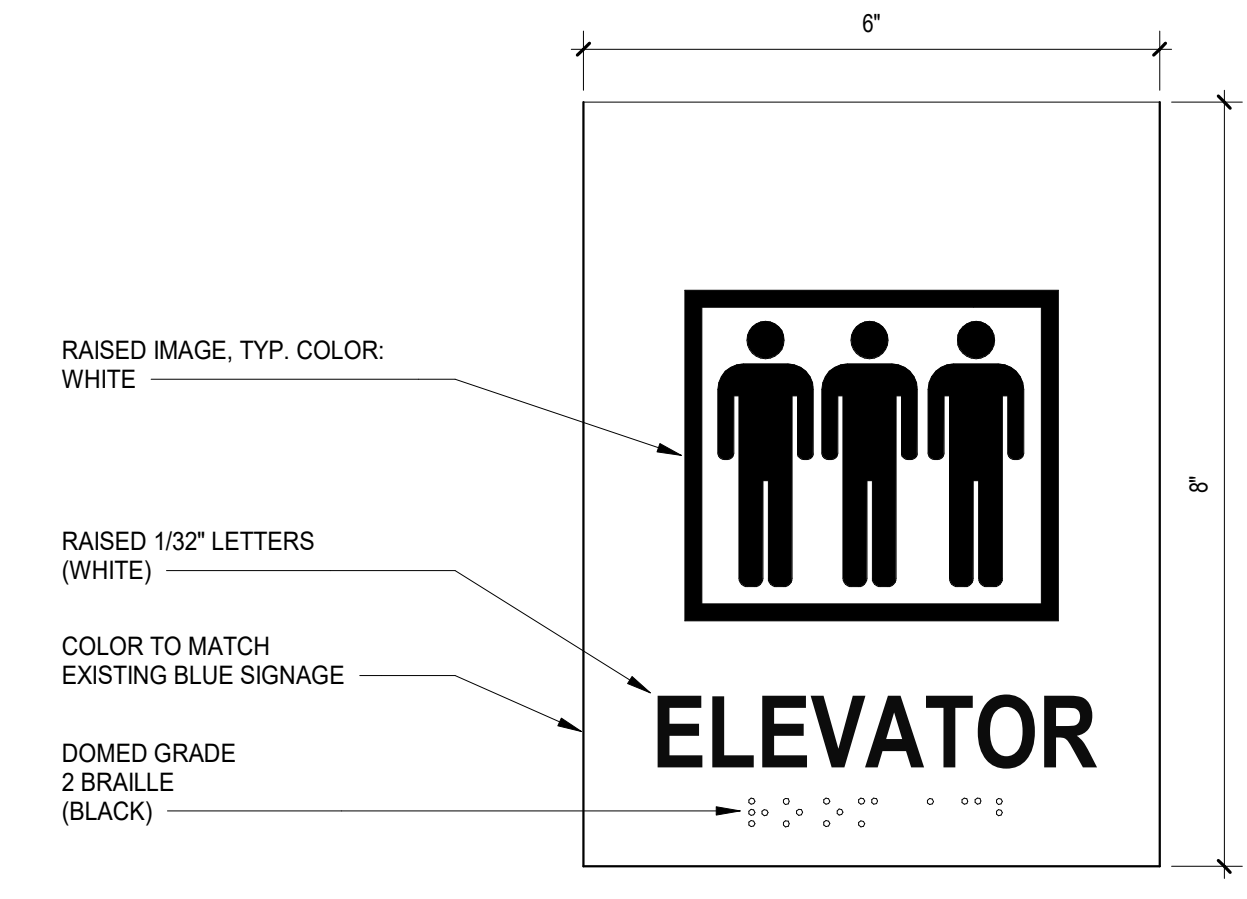
**R** SIGNAGE TYPE P - LOCATION & FLOOR IDENTIFICATION  
SCALE: 6" = 1'-0"



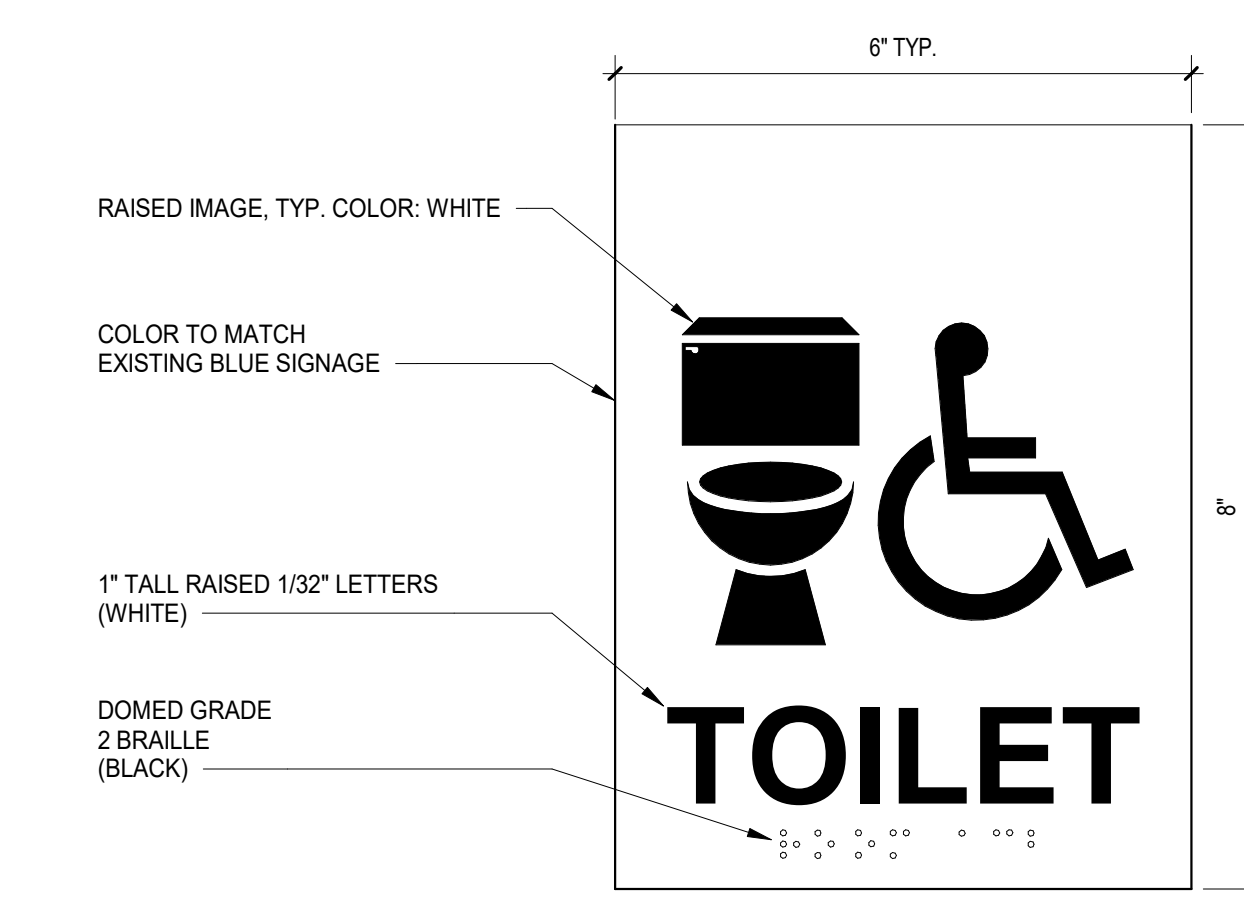
**P** SIGNAGE TYPE P - STAIRS EXIT  
SCALE: 6" = 1'-0"



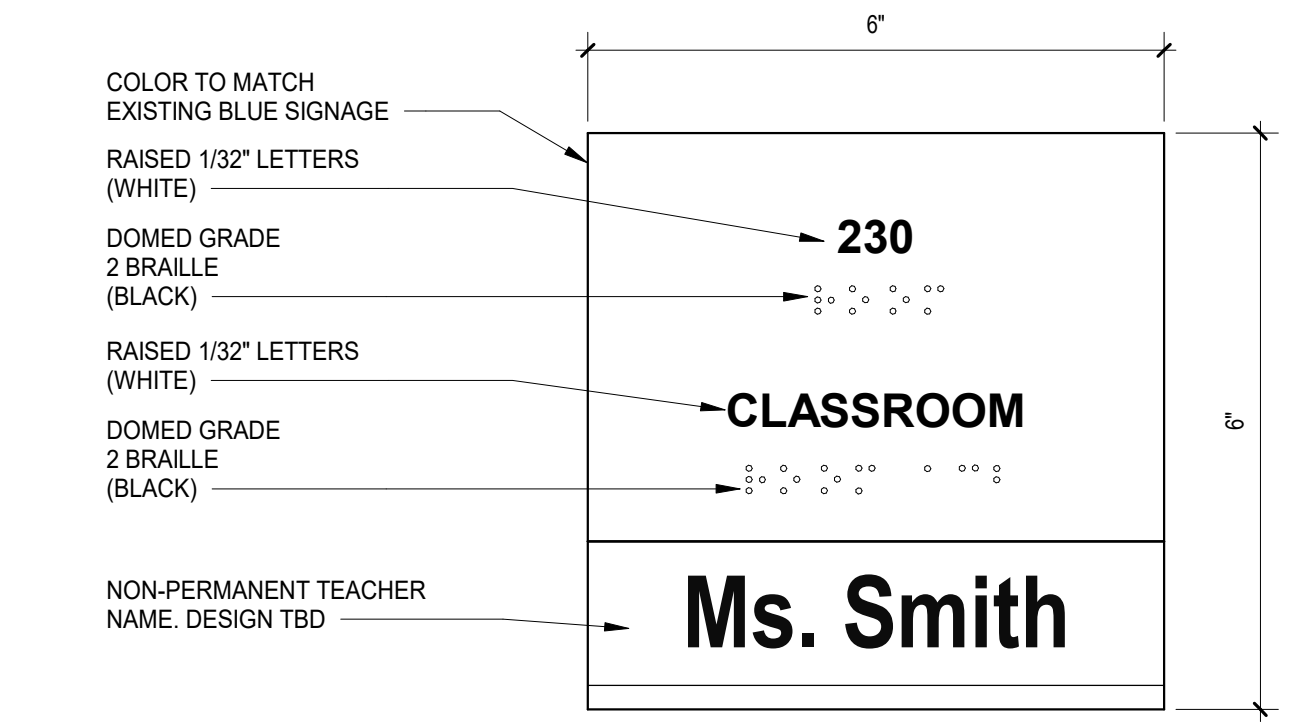
**J** SIGNAGE TYPE J - OCCUPANCY  
SCALE: 6" = 1'-0"



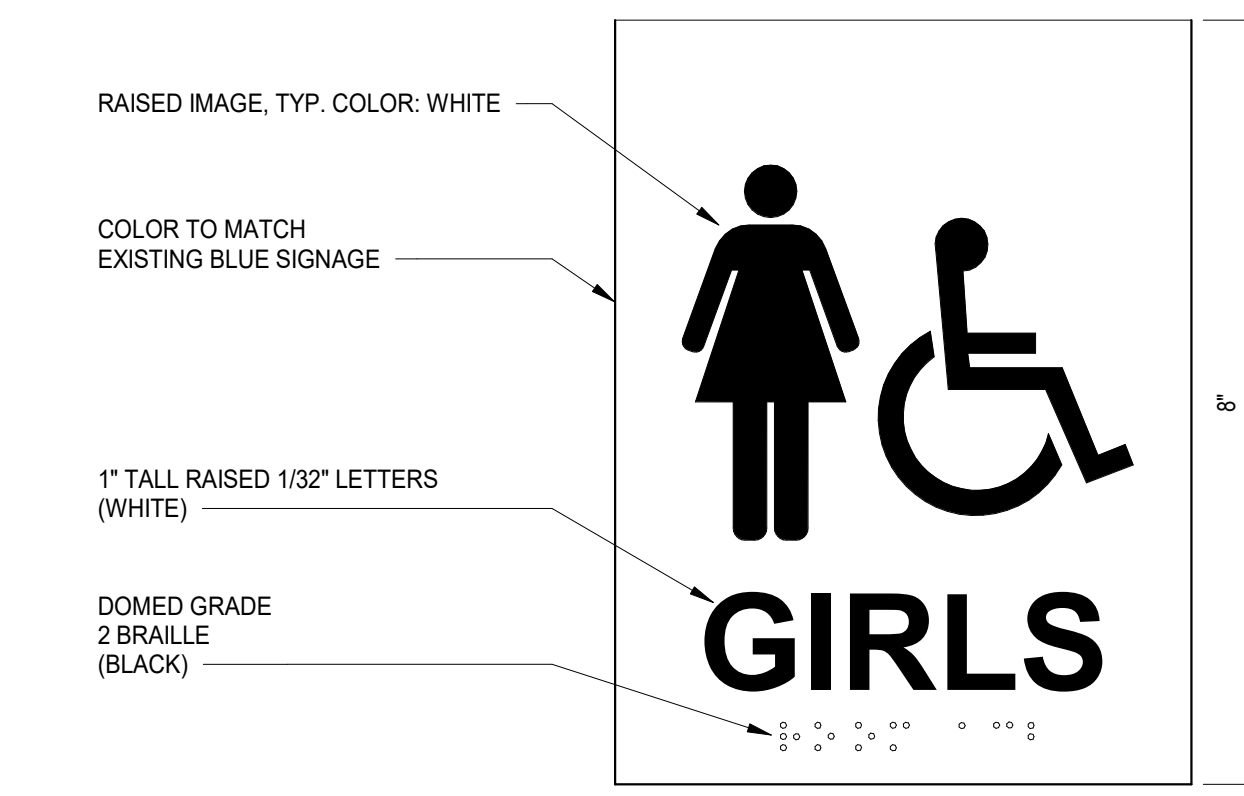
**G** SIGNAGE TYPE G - ELEVATOR  
SCALE: 6" = 1'-0"



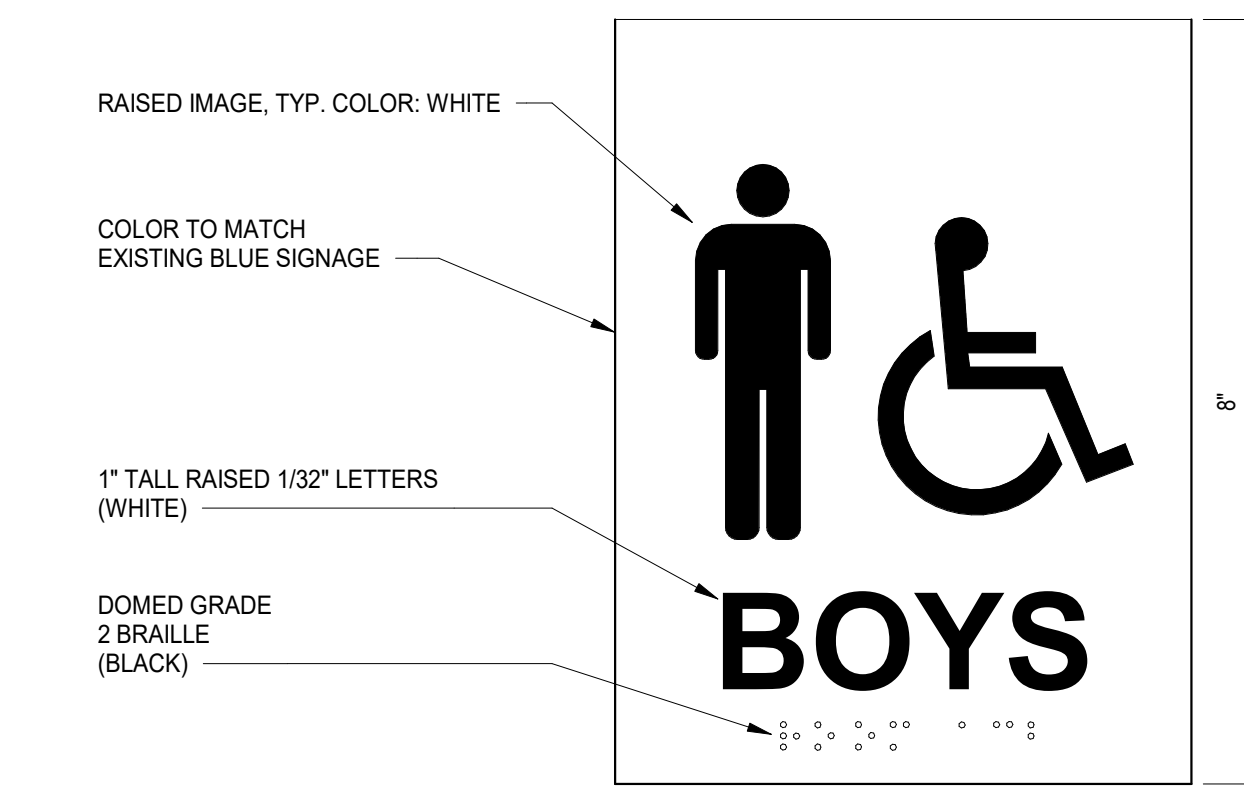
**A** SIGNAGE TYPE A - CLASSROOM/OFFICE  
SCALE: 6" = 1'-0"



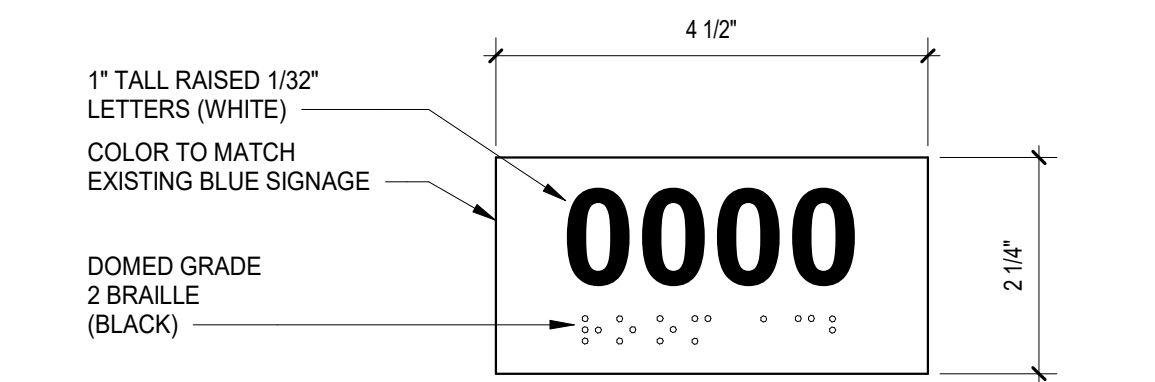
**B** SIGNAGE TYPE B - SPECIALTY ROOMS  
SCALE: 6" = 1'-0"



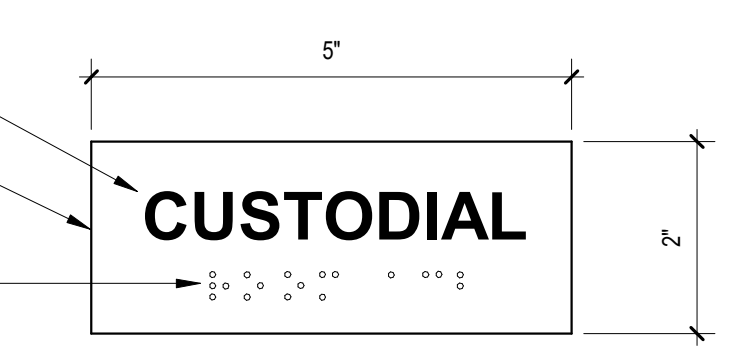
**E** SIGNAGE TYPE E - TOILET ROOMS  
SCALE: 6" = 1'-0"



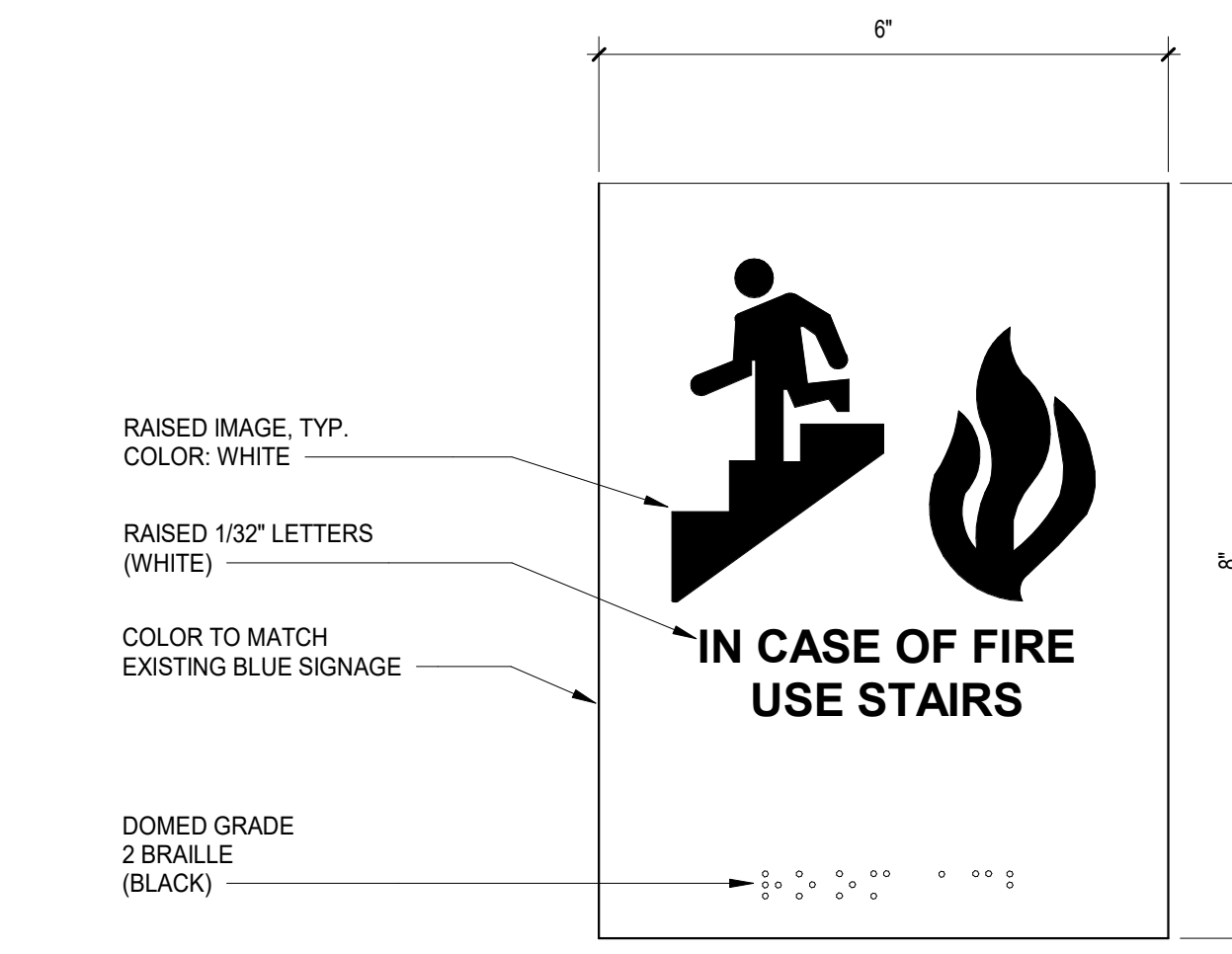
**F** SIGNAGE TYPE F - STAIRS  
SCALE: 6" = 1'-0"



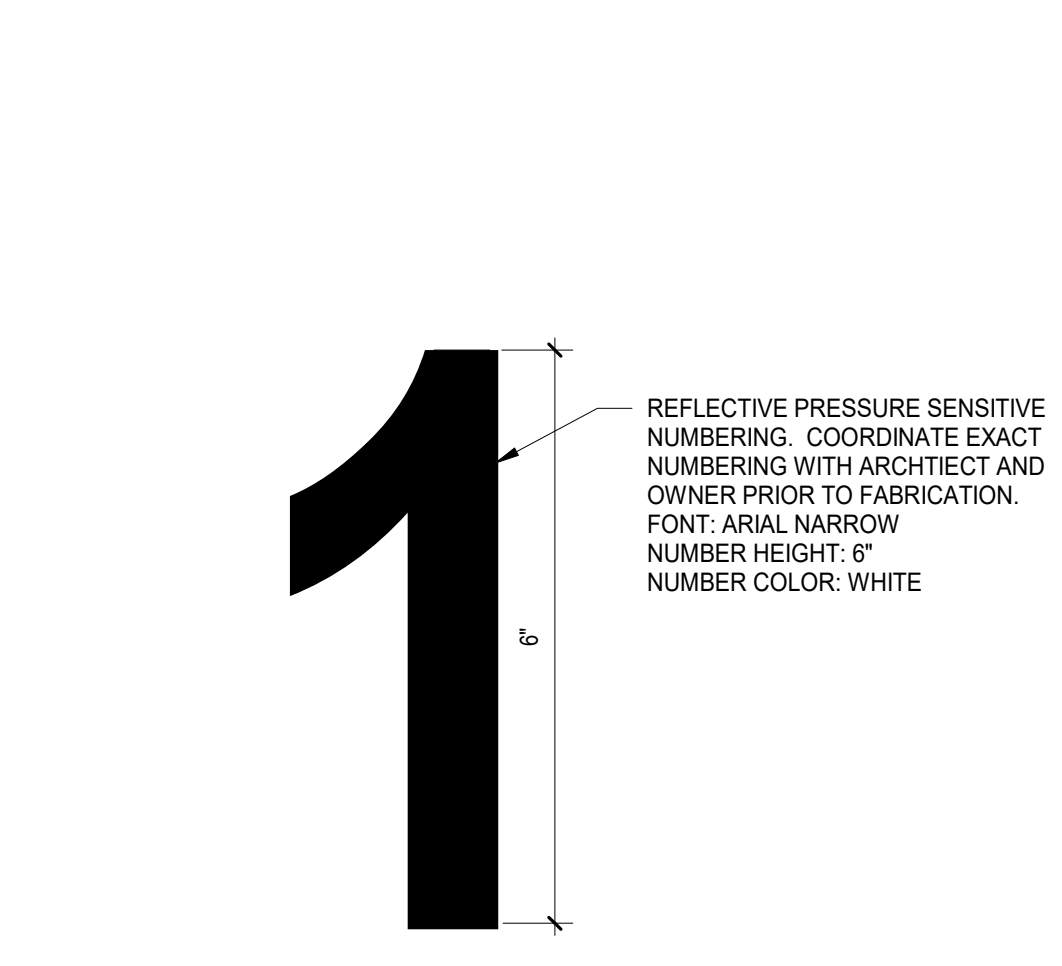
**C** SIGNAGE TYPE C - UTILITY  
SCALE: 6" = 1'-0"



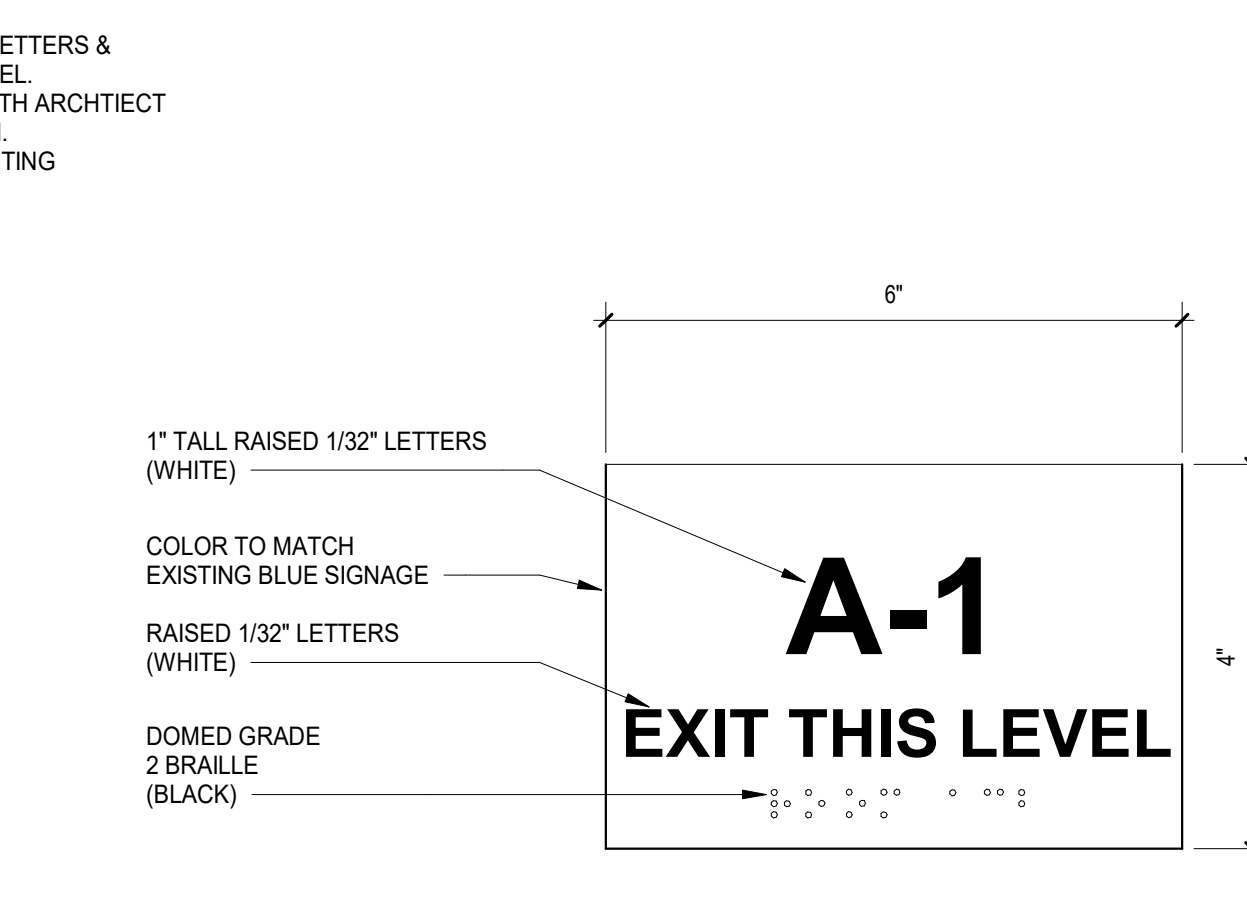
**D** SIGNAGE TYPE D - EXIT  
SCALE: 6" = 1'-0"



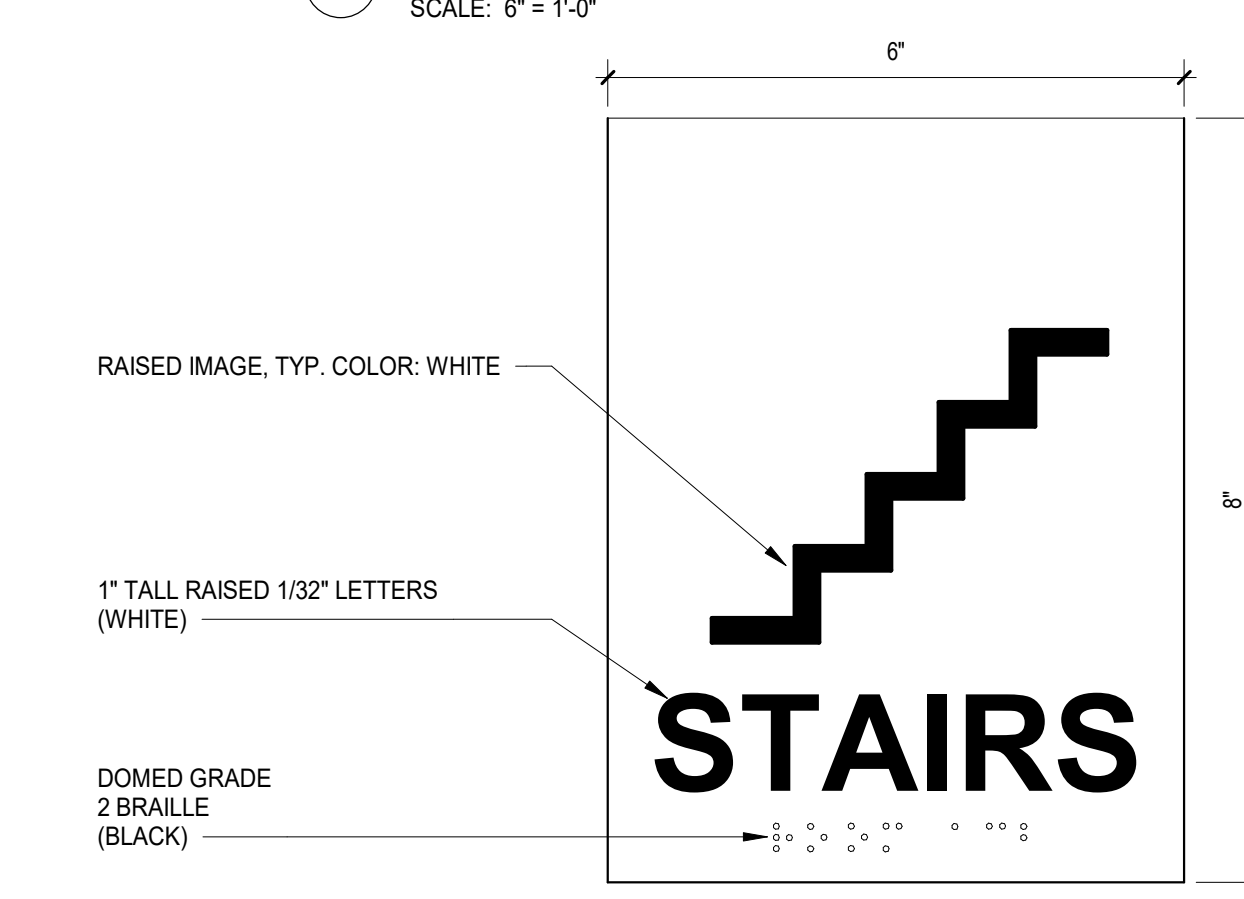
**H** SIGNAGE TYPE H - ELEVATOR (FIRE)  
SCALE: 6" = 1'-0"



**K** SIGNAGE TYPE K - EXTERIOR  
SCALE: 6" = 1'-0"



**I** SIGNAGE TYPE I - STAIRS EXIT  
SCALE: 6" = 1'-0"



**F** SIGNAGE TYPE F - STAIRS  
SCALE: 6" = 1'-0"

# Community

High School District 99

## Master Facility Plan 2013 - 2021

Board of Education			
Nancy Kupka <i>President</i>	Michael Davenport <i>Vice President</i>	Teresa Pavesich <i>Board Member</i>	Rick Pavinato <i>Board Member</i>
Sherell Fuller <i>Board Member</i>	Daniel Nicholas <i>Board Member</i>	Joanna Vazquez Drexler <i>Board Member</i>	
Julia Beckman	Deborah Boyle	Keith Matune	Donald Renner III

Administrative Team		
Dr. Henry Thiele <i>Superintendent of Schools</i>		
Mark Staehlin <i>Controller</i>	James Kolodziej <i>Director of Plant &amp; Operations</i>	Jill Browning <i>Communications</i>
Kristen Kucharski <i>Executive Assistant</i>		
Janice Schwarze <i>Principal North</i>	Dr. Ken Sorensen <i>Associate Principal North</i>	Michelle Cannan <i>Buildings &amp; Grounds North</i>
Edward Schwartz <i>Principal South</i>	Omar Davis <i>Associate Principal South</i>	Mike Reyes <i>Buildings &amp; Grounds South</i>

**Also Contributing to the Project**

Dr. Mark McDonald    Scott Kasik    Steve Bild

The generous & continued support of the entire District 99 Community is greatly appreciated.

**Q** DEDICATION PLAQUE  
SCALE: 6" = 1'-0"

**L** SIGNAGE TYPE L - EXTERIOR  
SCALE: 6" = 1'-0"

NOTE: EXIT SIGNAGE COMPLYING WITH ICC AT111, SECTIONS 504.8 AND SECTION 703. SIGN TO BE MOUNTED LATCH SIDE OF DOOR BETWEEN 48" AND 60" AFF.

REV	ISSUE	DATE
103	ISSUED FOR ADDENDUM 2 - BG 11	09.28.2020
102	ISSUED FOR ADDENDUM 1 - BG 11	09.24.2020
	ISSUED FOR BID GROUP 11	09.01.2020
	ISSUED FOR PLAN REVIEW - PHASE C	04.16.2020
	ISSUED FOR CONSTRUCTION - PHASE C	01.28.2020
33	ISSUED FOR ADDENDUM 5 - BG7	10.02.2019
	ISSUED FOR CONSTRUCTION - PHASE A	05.08.2019
8	ISSUED FOR ADDENDUM 3 - BG3	03.29.2019
	ISSUED FOR BID GROUP 3 - PHASE A	03.11.2019
	ISSUED FOR SCHEMATIC DESIGN - PHASE A	09.19.2018

**MFP IMPLEMENTATION - SOUTH**

1436 NORFOLK STREET  
DOWNERS GROVE, IL 60516

**SIGNAGE DETAILS**

Project Number:  
5274-42  
Drawn By:  
A.SASSILA  
Sheet:

8/26/2020 9:36:06 AM  
 C:\Users\jstark\Documents\5274-42\_DSG\_Arch\_2019\_Central\_Planet.mxd  
 Wight & Co. © Copyright 2018 All rights reserved. No part of these documents may be reproduced, stored, or transmitted in any form or by any means, electronic, mechanical, photocopying, recording or otherwise, without the prior written consent of Wight & Co.