



DATE: January 6th, 2020

FROM: Wight & Company
2500 N. Frontage Road
Darien, IL 60561

Wight & Company

wightco.com

.....
2500 North Frontage Road

Darien, IL 60561

.....
P 630.969.7000

F 630.969.7979

SUBJECT: **ADDENDUM #1 TO THE BIDDING DOCUMENTS FOR:
NORTH HIGH SCHOOL BID GROUP #10
MASTER FACILITY PLAN IMPLEMENTATION
COMMUNITY HIGH SCHOOL DISTRICT 99
NORTH HIGH SCHOOL
4436 MAIN STREET
DOWNERS GROVE, IL 60516**

This addendum forms a part of the Bidding Contract Documents, dated June 7, 2019. Bidders must acknowledge receipt of this Addendum in the space provided on the Bid Form.

Bid date changed:

PLACE:
Administrative Center
6301 Springside Avenue
Downers Grove, IL 60516

DUE DATE:
Friday January 24th, 2020

TIME:
**1:00 PM (CST) BP#82, #83, #84, #85, #86, #87, #88, #89,
#90, & #91**

**2:00 PM (CST) BP#92, BP#93, BP#94, BP#95, BP#96, #97,
#98, & #99.**

Bid Package #87 General Trades, Bid Package #96 Plumbing, Bid Package #97 HVAC and Bid Package #98 Electrical scope of work and bid forms will be issued in Addendum #2.

Exhibit C which is a phasing diagram will also be issued in Addendum #2.

Construction Schedule will be issued in Addendum #2.

Scope of Work (attached):

- Bid Package #82 - Selective Demolition & Partial Wrecking
- Bid Package #83 - Excavation & Site Utilities
- Bid Package #84 – Building & Site Concrete
- Bid Package #85 – Masonry

Bid Package #86 - Structural Steel & Misc. Metals
Bid Package #88 – Roofing, Sheet Metal & Metal Panels
Bid Package #89 – Metal Framing & Drywall
Bid Package #90 – Curtain Wall, Storefront, Skylights & Glazing
Bid Package #91 – Acoustical Ceilings
Bid Package #92 – Ceramic, Mosaic & Porcelain Tile
Bid Package #93 – Resilient Tile & Carpet
Bid Package #94 – Terrazzo & Epoxy Flooring
Bid Package #95 – Painting
Bid Package #99 – Landscaping & Permeable Pavers

Bid Forms (attached):

Bid Package #82 - Selective Demolition & Partial Wrecking
Bid Package #83 - Excavation & Site Utilities
Bid Package #84 – Building & Site Concrete
Bid Package #85 – Masonry
Bid Package #86 - Structural Steel & Misc. Metals
Bid Package #88 – Roofing, Sheet Metal & Metal Panels
Bid Package #89 – Metal Framing & Drywall
Bid Package #90 – Curtain Wall, Storefront, Skylights & Glazing
Bid Package #91 – Acoustical Ceilings
Bid Package #92 – Ceramic, Mosaic & Porcelain Tile
Bid Package #93 – Resilient Tile & Carpet
Bid Package #94 – Terrazzo & Epoxy Flooring
Bid Package #95 – Painting
Bid Package #99 – Landscaping & Permeable Pavers

Exhibits A, B and D (attached)

I. Clarifications

1. None

II. Specifications

1. Section 051213 ARCHITECTURALLY EXPOSED STRUCTURAL STEEL FRAMING (**Entire section reissued**):
 - Revised category for architecturally exposed structural steel framing.
2. Section 083326 OVERHEAD COILING GRILLE EMERGENCY EGRESS GRILLES (**New section added**):
 - New Section added for emergency egress grill in pool building (Alternate).
3. Section 096723 RESINOUS FLOORING (**New section added**):
4. Section 099600 HIGH PERFORMANCE COATINGS (**New section added**):
 - New Section added for painting of existing structural glazed tile surfaces.
5. Section 105113 METAL LOCKERS (**Entire section reissued**):

- Revised to add locker types B & C for typical corridor lockers.
6. Section 102800 TOILET ACCESSORIES (**Entire section reissued**):
- Section revised to add diaper changing station.
7. Section 224200 COMMERCIAL PLUMBING FIXTURES (**New section added**):

III. Drawings

CIVIL

Sheet C2.01 SITE PLAN - NORTH (**Full size sheet reissued**):

- Added sheet to set for west events plaza scope.

Sheet C3.01 GRADING AND EROSION CONTROL PLAN - NORTH (**Full size sheet reissued**):

- Added sheet to set for west events plaza scope.

LANDSCAPE

Sheet L1.01 LANDSCAPE PLAN - NORTH (**Full size sheet reissued**):

- Added sheet to set for west events plaza scope.

Sheet L1.04 LANDSCAPE PLAN - NORTH (**Full size sheet reissued**):

- Added sheet to set for west events plaza scope

Sheet L2.01 LANDSCAPE DETAILS - NORTH (**Full size sheet reissued**):

- Added sheet to set for west events plaza scope

STRUCTURAL

Sheet S0.1c GENERAL NOTES AND STATEMENT OF SPECIAL INSPECTIONS (**Full size sheet reissued**):

- 1 note added to Steel Deck Notes
- 1 note modified in Steel Deck Notes

Sheet S2.1C.c FIRST FLOOR FRAMING PLAN – AREA C – PHASE C (**Full size sheet reissued**):

- Details and notes added to plan

Sheet S2.2B.c SECOND FLOOR FRAMING PLAN – AREA B – PHASE C (**Full size sheet reissued**):

- Detail added

Sheet S2.2C.c SECOND FLOOR FRAMING PLAN – AREA C – PHASE C (**Full size sheet reissued**):

- Details added

Sheet S2.3C.c THIRD FLOOR FRAMING PLAN – AREA C – PHASE C (**Full size sheet reissued**):

- Cantilever Box Roof Framing Plan deleted
- Details added

Sheet S2.4C.c ROOF FRAMING PLAN – AREA C – PHASE C (**Full size sheet reissued**):

- Roof deck specification modified
- Details and notes added to Roof Framing plan and Penthouse Roof Framing plan

Sheet S3.2c NON-TYPICAL SECTIONS AND DETAILS (**Full size sheet reissued**):

- Detail added

Sheet S3.4c NON-TYPICAL SECTIONS AND DETAILS (**Full size sheet reissued**):

- Commons roof general notes added

Sheet S3.5c NON-TYPICAL SECTIONS AND DETAILS (**Full size sheet reissued**):

- Bent-plate size modified

Sheet S3.6c NON-TYPICAL SECTIONS AND DETAILS (**Full size sheet reissued**):

- 5 details modified
- 2 details added

Sheet S3.7c NON-TYPICAL SECTIONS AND DETAILS (**Full size sheet reissued**):

- 4 details modified
- 6 details added

Sheet S3.8c NON-TYPICAL SECTIONS AND DETAILS (**Full size sheet reissued**):

- 1 detail modified
- 3 details added

Sheet S4.1c COLUMN SCHEDULE (**Full size sheet reissued**):

- Column base-plate size updated
- Existing column reinforcement schedule modified

ARCHITECTURAL

Sheet AD2.02B.b DEMOLITION PLAN - LEVEL 2 AREA B PHASE B (**Full size sheet reissued**):

- Revised demolition scope in existing Copy room 259 area).

Sheet AD3.02B.b DEMOLITION RCP - LEVEL 2 AREA B PHASE B (**Full size sheet reissued**):

- Revised demolition scope in existing Copy room 259 area).

Sheet A2.00B FLOOR PLAN LOWER LEVEL AREA B (**Full size sheet reissued**):

- Add concrete ramp.

Sheet A2.01E FLOOR PLAN – LEVEL 1 AREA E & F (**Full size sheet reissued**):

- Revise secure entry.
- Add emergency egress grille to pool corridor.

Sheet A2.02B.b FLOOR PLAN – LEVEL 2 AREA B (PHASE B) **(Full size sheet reissued)**:

- Revise scope at Copy Room 2-371.

Sheet A2.04C ROOF PLAN – AREA C **(Full size sheet reissued)**:

Sheet A2.11 ENLARGED TOILET ROOM PLANS AND ELEVATIONS **(Full size sheet reissued)**:

- Replace individual sinks with manufactured washing station in Women T-15 and Men T-16. Add diaper changing station.

Sheet A2.35 ENLARGED PLANS – COMMONS SKYLIGHT **(Full size sheet reissued)**:

- Commons ceiling revised to show sprinkler heads and sprinkler pipe routing.

Sheet A3.02B REFLECTED CEILING PLAN – LEVEL 2 AREA B **(Full size sheet reissued)**:

- Revise scope at Copy Room 2-371.

Sheet A5.18 WALL SECTION DETAILS – AREA C **(Full size sheet reissued)**:

- Revised details to coordinate with structural and define sprinkler pipe routing.

Sheet A5.34 PLAN DETAILS – AREA C **(Full size sheet reissued)**:

- Revised details to coordinate with structural and cold form metal framing requirements.

Sheet A6.31 ELEVATOR B **(Full size sheet reissued)**:

- Added ramp details from lower level elevator landing.

Sheet A8.10 DOOR SCHEDULES **(Full size sheet reissued)**:

- Added door 1397.
- Revised door L1-3 to be V-002A.

Sheet A10.00 FINISH SCHEDULE, NOTES AND DETAILS **(Full size sheet reissued)**:

Sheet A10.00B FINISH PLAN – LOWER LEVEL AREA B (PHASE B) **(Full size sheet reissued)**:

Sheet A10.01B.b FINISH PLAN – LEVEL 1 AREA B (PHASE B) **(Full size sheet reissued)**:

Sheet A10.01C FINISH PLAN – LEVEL 1 AREA C **(Full size sheet reissued)**:

Sheet A10.01D FINISH PLAN – LEVEL 1 AREA D **(Full size sheet reissued)**:

Sheet A10.02B.b FINISH PLAN – LEVEL 2 AREA B (PHASE B) **(Full size sheet reissued)**:

Sheet A10.02C FINISH PLAN – LEVEL 2 AREA C **(Full size sheet reissued)**:

Sheet A10.02E FINISH PLAN – LEVEL 2 AREA E **(Full size sheet reissued)**:

Sheet A10.03C FINISH PLAN – LEVEL 3 AREA C (**Full size sheet reissued**):

MECHANICAL

Sheet MD2.00B.c LOWER LEVEL MECHANICAL DEMOLITION PLAN – AREA B (**Full size sheet reissued**):

- Drawing has been revised to show demolition of some dual temperature and hot water pipes which will be in the way of lowering the 1st floor slab in the locker room

Sheet MD2.01A.c LEVEL 1 MECHANICAL DEMOLITION PLAN – AREA A (**Sheet added to set**):

- Drawing sheet has been added to the bid drawings in order to add scope of demolition of Fan coil unit and associated piping and window AC in the office room next to the Boys restroom.

Sheet M2.01A.c HVAC LEVEL 1 – AREA A (PHASE C) (**Sheet added to set**):

- Drawing has been added to the bid drawings in order to add scope of provision of new ceiling mounted cassette unit and wall louver to serve the Office room next to the Boys restroom. Also a Cabinet unit heater has been added to serve the vestibule.

Sheet M3.00B.c LOWER LEVEL MECHANICAL PIPE PLAN – AREA B (**Full size sheet reissued**):

- Drawing sheet has been added to the bid drawings in order to add scope of demolition of Fan coil unit and associated piping and window AC in the office room next to the boys restroom.

Sheet M3.01A.c PIPING LEVEL 1 – AREA A (PHASE C) (**Sheet added to set**):

- Drawing has been added to the bid drawings to show new piping connections to the new Ceiling cassette unit serving the office and Cabinet unit heaters serving the vestibule.

Sheet M5.00.c MECHANICAL SCHEDULES (**Full size sheet reissued**):

- Drawing sheet has been revised to add schedules for Cabinet unit heater, ceiling cassette unit and wall louver.

ELECTRICAL

Sheet E2.01D.c

- Added area E on the sheet to power emergency grill door. Added keynote for the emergency grill door.

Sheet E2.01A.c

- Added new sheet for Level 1 Area A to power the added HVAC equipment. Added demolition keynote on the same sheet.

Sheet ED2. 02C.c

- Added keynote for the copier to be moved to the North wall.

Sheet E2.02C.c

- Added keynote to move the power for existing copier.

Sheet E3.02C.c

- Added scope for new lights and controls in Copy 2-371 Room.

Sheet E3.03B.c

- Added new lights and controls in Classroom 3-358.

Sheet E3.03C.c

- Keynote for power and control conduits to lights in the commons area.

Sheet E7.00.c

- Updated the cord reel model detail to match sheet E0.01.

Sheet ED3. 03B.c

- Added lighting demolition work in classroom 3-358. Added scope for demolition on lighting controls.

Sheet ED3. 02C.c

- Added lighting demolition work in copy room 2-371 room. Added scope for demolition of lighting controls.

Sheet ED3. 01B.c, ED3. 01C.c, ED3.01D.c, ED3.02B.c, ED3.03C.c

- Added scope for demolition of lighting controls.

Sheet ED3. 00B.c

- Added lighting demolition keynote.

PLUMBING

Sheet P3.01B.c LEVEL 1 WATER DISTRIBUTION PLAN AREA B (PHASE C) (***Full size sheet reissued***):

- Replace individual sinks with manufactured washing station WF-1 in Women T-15 and Men T-16.

END OF ADDENDUM

DIVISION 0 – BIDDING AND CONTRACT REQUIREMENTS
SECTION 00200 –NOTICE TO BIDDERS

NOTICE TO BIDDERS:

Notice is hereby given that *Community High School District 99* is accepting sealed bids for *the North High School Master Facility Plan*. Such proposals as herein concerned shall be for the following as described:

BID GROUP NO. 10

**BID PACKAGES #82, #83, #84, #85, #86, #87, #88, #89, #90, #91, #92, #93,
#94, #95, #96, #97, #98, & #99.**

Bid Package #82 - Selective Demolition & Partial Wrecking
Bid Package #83 - Excavation & Site Utilities
Bid Package #84 – Building & Site Concrete
Bid Package #85 – Masonry
Bid Package #86 - Structural Steel & Misc. Metals
Bid Package #87 – General Trades, Rough & Finish Carpentry
Bid Package #88 – Roofing, Sheet Metal & Metal Panels
Bid Package #89 – Metal Framing & Drywall
Bid Package #90 – Curtain Wall, Storefront, Skylights & Glazing
Bid Package #91 – Acoustical Ceilings
Bid Package #92 – Ceramic, Mosaic & Porcelain Tile
Bid Package #93 – Resilient Tile & Carpet
Bid Package #94 – Terrazzo & Epoxy Flooring
Bid Package #95 – Painting
Bid Package #96 – Plumbing
Bid Package #97 – HVAC
Bid Package #98 – Electrical
Bid Package #99 – Landscaping & Permeable Pavers

SEALED BIDS will be received by *Community High School District 99* at the place, date and time stated below and publicly opened and read there:

PLACE:

Administrative Center
6301 Springside Avenue
Downers Grove, IL 60516

DUE DATE:

Friday January 24th, 2020

TIME:

**1:00 PM (CST) BP#82, #83, #84, #85, #86,
#87, #88, #89, #90, & #91**

**2:00 PM (CST) BP#92, BP#93, BP#94,
BP#95, BP#96, #97, #98, & #99.**

(as Date/Time stamped by District 99's receptionist)

All bids must be sealed and marked on the envelope with the bid package title and bid package number.

Pre-qualification of all bidders in this bid group is required prior to the bid due date. **Submit one fully executed copy of AIA Document A305 “Contractor’s Qualification Statement” prior to submitting this bid form unless we have one on file. Please email to Jeaneen Turner- jturner@wightco.com.** In addition to supplying this form, each trade Contractor is also required to answer the following questions and provide these answers with your AIA Document A305:

DIVISION 0 – BIDDING AND CONTRACT REQUIREMENTS
SECTION 00200 –NOTICE TO BIDDERS

- 1) List of trade union agreements and date the current agreement expires.
- 2) Within the last seven years, has any officer or principal of your organization ever been an officer or principal of another organization when it failed to complete a construction contract? (if the answer is yes, please attach the details.)
- 3) On a separate sheet, list the major projects your organization has completed in the past five years giving the name of project, owner, architect, contract amount, date of completion and percentage of the cost of the work performed with your own forces.
- 4) Trade/Supplier References (minimum of 3):

The competency and responsibility of the bidders will be considered in making awards. The successful bidder shall, upon acceptance of his bid, be required to procure and pay for a Performance Bond and Labor and Material Payment Bond in an amount equal to one hundred percent (100%) of the bid. Bonds shall comply with all laws of the State of Illinois governing public contracts let by governmental units. Bid security in the form of a Bid Bond, certified check or cashier's check made payable to Community High School District 99 in an amount equal to not less than ten percent (10%) of the Base Bid shall be submitted with the Bid. Bid security is required of all parties submitting a proposal. A fully executed and compliant Bid Security must be included with the Bid Form.

All Contracts for the Construction of Public Works are subject to the Illinois Prevailing Wage Act (820 ILCS 130/1-12).

The Construction Manager for this project is Wight Construction Services, Inc. All questions concerning this project or those concerning bidding requirements should be directed to: nsleboda@wightco.com
Questions must be received in writing, or via email (nsleboda@wightco.com), until 12:00 p.m. Friday January 21st, 2020.

(2) NON MANDATORY building walk thru will be held at the Downers Grove North High School on Thursday January 2nd, 2020 at 1:00 PM and Monday January 6th, 2020 at 7:30am. All parking for Walk Through's will be at the West Parking Lot off of Prince and we will meet in the Construction Trailer located on the South side of the School.

Please contact Nick Sleboda to Schedule walk thru times/access for DG North at 630-442-4569 or via email nsleboda@wightco.com

The School District reserves the right to reject any or all bids, to negotiate contract terms with various Bidders, and to waive all formalities or irregularities to any bid when such is deemed by the Owner to be in the Owner's best interests.

- 1) Plans and Specifications can be viewed or downloaded electronically via buildingconnected.com Please send email to nsleboda@wightco.com to receive electronic invitation after 3:00 PM on Monday, December 23rd, 2019

This invitation is issued in the name of *Community High School District 99*

END OF SECTION 00200

**BG10 BP82 SCOPE OF WORK FOR SELECTIVE DEMOLITION & PARTIAL WRECKING –
NORTH HIGH SCHOOL PHASE C**

Scope – This TRADE CONTRACTOR's scope shall include but not be limited to the scope listed below. Please see entirety of bid documents for all scope requirements.

1. This TRADE CONTRACTOR shall reference ALL General, Existing Architectural, Architectural Demolition, Architectural, Mechanical, Mechanical Demolition, Plumbing Demolition, Plumbing, Electrical Demolition, Electrical, and Technology Sheets included in this Bid Group 10 as they relate to Demolition. This TRADE CONTRACTOR shall read all Specification Sections in this manual as well as Notes and General Notes included in the drawings as they pertain to this scope of work. This TRADE CONTRACTOR shall review the project SCHEDULE (ADD #1) included in this project manual and provide sufficient manpower and equipment to complete this TRADE CONTRACTOR's scope of work within the designated durations provided.

Note: This TRADE CONTRACTOR'S scope of work shall be limited to those areas as indicated on plans for Phase C as shown in Construction Exhibits A, B, and C. This is Phase 3 of 3 phases of the Master Facility Plan, thus some drawings may include areas of work not to be included in this scope of work.

Note: There are phased areas of demolition that occur per the Construction Schedule. This TRADE CONTRACTOR will need to properly staff the project to meet the durations of the schedule. Failure to do so will result in backcharge to expedite other TRADES.

2. It is highly recommended that this TRADE CONTRACTOR attends a **NON-MANDATORY** pre-bid walk through on January 2nd, at 1:00 P.M. OR January 6th at 7:30am in order to clearly understand the extent of the building demolition that is required.
3. This TRADE CONTRACTOR shall be responsible for performing all Selective Demolition & Partial Wrecking and activities within the defined demolition work area as shown in the plans and specifications. This TRADE CONTRACTOR shall furnish all manpower, supervision, delegated design for shoring, permitting, equipment, means and methods required for the demolition scope of work. This TRADE CONTRACTOR to furnish all required dumpsters and trucking/hauling to remove and legally dispose of any and all demolished materials off-site.

NOTE: Asbestos Abatement activities will be performed prior to demolition activities and a clean environmental document will be provided. Review Bid Group 10 Schedule provided for more information on abatement of existing areas in school.

NOTE: Reclaiming of refrigerant will be by the Mechanical Trade Contractor.

NOTE: This TRADE CONTRACTOR acknowledges the demolition of any building envelope items (exterior walls, etc.) may need to occur out of sequence with the Project Schedule due to weather restrictions.

NOTE: This TRADE CONTRACTOR is responsible for the removal of metal panels on the existing Mechanical Penthouse shown on A5.10.

NOTE: This TRADE CONTRACTOR shall review all Mechanical, Plumbing, and Electrical drawings. Removal of all demolished items shown on these pages is to be included in the Demolition Scope of Work. The MEP TRADE CONTRACTORS shall cut, cap, drain, and make safe all MEP items to be removed. All items are to be clearly marked by the MEP TRADE CONTRACTORS.

4. This TRADE CONTRACTOR shall be responsible for all concrete saw-cutting, steel cutting/torching required for demolition. This includes all Mechanical Chase Floor and Roof Openings shown on the Mechanical Drawings.

NOTE: Floor and Roof Openings are to be laid out by the Mechanical Contractor/Construction Manager. All Roofing Membrane is to be cut by the ROOFING CONTRACTOR and temporarily protected by the ROOFING CONTRACTOR.

5. This TRADE CONTRACTOR required to provide any/all excavation required to demolish/remove existing foundations and foundation walls that are scheduled for demolition. Removal of earth spoils and debris associated to this TRADE CONTRACTOR's scope of work shall be responsibility of this TRADE CONTRACTOR; Backfill will be the responsibility of the EXCAVATION TRADE CONTRACTOR.

Note: There are interior slab areas that shall be included in Demolition Key Note #34 on page AD2.01C. The removal of the 1 story building in its entirety is the responsibility of this TRADE CONTRACTOR. The ramp and SOG just North of this single story on this same page is also the responsibility of this TRADE CONTRACTOR. Reference Sheet S2.1C.c for extent of foundation removal.

Note: This TRADE CONTRACTOR shall be responsible for the removal and disposal of 9" top of foundation wall as shown on S2.1C.c and detailed on 4/S3.1C.

Note: The EXCAVATION TRADE CONTRACTOR shall be responsible for the removal of the masonry pier and all associated foundations as shown on S2.1C.c

Note: This TRADE CONTRACTOR shall be responsible to cleaning cut and remove the 1'-6" wide pockets in existing 9" thick concrete slab in preparation for new steel beams as shown on S2.3C.c at (8) locations. And at (4) locations shown on S2.4C.c.

6. This TRADE CONTRACTOR shall be responsible for removing and legally disposing of ALL selective demolition material within the Phase C Construction Area of the building including but not limited to all MEP materials (i.e. including but not limited to ductwork, light fixtures, electrical panels, toilet fixtures, conduits, piping, valves, equipment (unit ventilators, fan coil units, RTUs, AHUs, Exhaust Fans, Exhaust Hoods, etc.), etc. scheduled to be removed per the plans and specifications. This TRADE CONTRACTOR shall be responsible for ALL Demolition Keynotes listed on the Demolition sheets unless otherwise noted.

NOTE: This TRADE CONTRACTOR shall reference the Structural, and Electrical, Plumbing, Mechanical Demolition Sheets to verify the extents of this work. Any MEP demolition outside the Architectural Demolition Area shall be included in this TRADE CONTRACTOR's scope of work.

NOTE: The safe disconnection of the MEP items in the scope areas shown in the MEP drawings will be by the MEP TRADE CONTRACTORS, but the complete removal/disposal of these MEP items to be by this TRADE CONTRACTOR.

NOTE: This TRADE CONTRACTOR shall be responsible to temporarily support any piping or components to remain that were supported by any removed ceilings or structures in the remodeled areas.

NOTE: This TRADE CONTRACTOR shall NOT be responsible for the infill and/or patching of openings or adjacent surfaces.

NOTE: Any mechanical equipment scheduled for REUSE will be removed/relocated by MECHANICAL TRADE CONTRACTOR.

7. This TRADE CONTRACTOR shall be responsible for all the masonry demolition identified on the demolition drawings, unless clearly called out otherwise.

NOTE: This TRADE CONTRACTOR shall be responsible to remove existing outside air louvers at unit ventilators per Mechanical Sheets.

NOTE: This TRADE CONTRACTOR shall not be responsible for new door openings in existing CMU walls. This work shall be responsibility of the Masonry Trade Contractor.

8. This TRADE CONTRACTOR shall be responsible for removing and disposing of ALL doors, frames and hardware (Aluminum, Hollow Metal, Wood, etc.) scheduled to be removed according to the plans and specifications.
9. This TRADE CONTRACTOR shall be responsible for demolition and disposal of existing elevators, including structure and all associated electrical, mechanical, and hydraulics.
10. This TRADE CONTRACTOR shall be responsible for the demolition and/or removal of all ceiling assemblies (i.e. Acoustical tile, spline, drywall, plaster, etc.), window assemblies, flooring (ie. Ceramic, VCT, carpet, wall base including any and all mastic materials) wall openings and modifications, interior and exterior masonry walls, gypsum board walls, transom windows, paneling, lockers, doors, door frames, borrowed lites, toilet partitions, toilet accessories, plumbing fixtures, window shades, casework, and all other work to be removed per the plans and specifications.

NOTE: This TRADE CONTRACTOR shall be responsible for demo/removal of all ceilings (1' x 1' spline) that may be present above ACT dropped ceilings where exposed ceilings are to be present in the new design. This situation occurs in the new fine arts wing (Southeast Addition/Renovation).

11. This TRADE CONTRACTOR shall be responsible for protecting all interior items that are not part of its scope; this includes but is not limited to: adjacent materials/items/fixtures/systems and substrates, and existing structural to remain. Any questions or clarifications regarding the extents of the demolition shall be directed to the construction manager prior to the time and date listed in the specification manual.

Note: Temporary walls to isolate building demolition from existing building areas to remain will be installed by the General Trades Contractor, but this TRADE CONTRACTOR is required to coordinate/ensure these temporary walls are in place prior to proceeding with demolition work.

12. This TRADE CONTRACTOR shall request, in advance, any and all disconnections required to be completed "by others" to the CONSTRUCTION MANAGER and necessary so as not to delay the project schedule.

13. This TRADE CONTRACTOR is NOT responsible for MEP disconnects, this will be completed by others and are NOT under this TRADE CONTRACTOR's scope of work.
14. This Trade Contractor is NOT responsible for any site demolition identified on Civil Demolition Drawings.
15. This TRADE CONTRACTOR is responsible to verify and determine in advance and during demolition whether removal or demolition of any element will result in structural deficiency, overloading, failure or unplanned collapse, unwarranted triggering of FP systems, alarms, and to detect hazards resulting from demolition related activities.

NOTE: This TRADE CONTRACTOR shall be responsible for removal of all noted partitions, floor and ceiling finishes and must protect all existing structural members to remain.

16. This TRADE CONTRACTOR shall be responsible for temporary shoring and/or bracing identified in the construction documents, or as required by this TRADE CONTRACTOR'S work scope. This includes all delegated design and means & methods associated with this shoring. This TRADE CONTRACTOR shall be responsible for removal of any temporary shoring after all components are structurally tied-in and deemed safe by Construction Manager.
17. This TRADE CONTRACTOR shall be responsible for acquiring all necessary Demolition Permits from AHJ (Authority Having Jurisdiction) i.e. DuPage County prior to beginning any demolition work. If permits are required, this trade contractor shall acquire said permit(s) in a timely manner so as not to hold up any work in accordance with the overall construction schedule included in this specification manual.
18. This TRADE CONTRACTOR to provide sufficient equipment, material, skilled manpower, supervision and/or premium time/shift work (all without additional compensation) as may be required to complete the work of this Trade Contractor in accordance with the overall project schedule.

NOTE: This TRADE CONTRACTOR understands there are areas of this building that will remain occupied and any equipment used indoors that emits toxic fumes/exhaust will need to be approved by the Construction Manager or an alternate fuel/equipment type needs to be provided. Electric or Scrubbers will need to be utilized on all large demolition equipment.

NOTE: This TRADE CONTRACTOR needs to use water or other dust remediating techniques to minimize dust pollution in interior areas. Water connection is available on-site.

NOTE: This TRADE CONTRACTOR understands there will be areas of demolition that may need to run concurrently. Appropriate manpower must be provided to meet the project schedule.

19. This TRADE CONTRACTOR shall leave the site in a safe and orderly manner including barricades and effective deterrents from any and all possible dangers on a daily basis and at the conclusion of this trade contractor's work

ALLOWANCES, BOND, & ALTERNATES

20. This TRADE CONTRACTOR **shall include an allowance of \$75,000.00 in their base bid** to account for any unforeseen conditions. Contract amounts will be adjusted by

00300-4

change order for amounts greater or less than the allowance. Allowance to be utilized only at the direction of Construction Manager.

- 21. This TRADE CONTRACTOR will be required to provide a Performance and Payment Bond for their work in accordance with 002010 of the General Conditions.
- 22. **Alt. Bid #1** - This TRADE CONTRACTOR shall provide an Alternate Price to remove and legally dispose all accordion gates as shown on AD2.01E.
- 23. **Alt. Bid #2** – This TRADE CONTRACTOR shall provide an alternate price to remove and legally dispose of items shown as Alternate Work on sheet AD2.02E. The Masonry Demolition per note D3 will be an alternate to the Masonry BP #85 and is not to be included in this Alternate.

ACCEPTANCE

Accepted as listed above in addition to terms and conditions of the original construction documents on which the bid was based.

Company: Wight Construction Services, Inc.
2500 North Frontage Road
Darien, IL 60561

Signed: _____

Printed Name: _____

Position: _____

Date: _____

END OF SECTION 00300 –Scope

Scope – This TRADE CONTRACTOR's scope shall include but not be limited to the scope listed below. Please see entirety of bid documents for all scope requirements.

**BG8 BP83 SCOPE OF WORK FOR EXCAVATION & SITE UTILITIES –NORTH HIGH SCHOOL
(Phase C)**

1. This TRADE CONTRACTOR shall reference ALL General, Logistics Plan, Civil, Structural, Architectural sheets included in this Bid Group 10 as they relate to Excavation and Site Utilities This TRADE CONTRACTOR shall read all Specification Sections in this manual as well as Notes and General Notes included in the drawings as they pertain to this scope of work. This TRADE CONTRACTOR shall review the project SCHEDULE included in this project manual (ADD #1) and provide sufficient manpower and equipment to complete this trade contractor's scope of work within the designated durations provided.

Note: This TRADE CONTRACTOR'S scope of work shall be limited to those areas as indicated on plans for Phase C as shown in Construction Exhibits A, B, C. This is Phase 3 of 3 phases of the Master Facility Plan, thus some drawings may include areas of work not to be included in this scope of work.

Note: The foundation installations will be broken up into multiple sequences per the Construction Schedule and Exhibits. This TRADE CONTRACTOR shall include multiple mobilizations in the BASE BID for excavation of these foundations. Refer to bid schedule for approximate dates and durations for these phases.

Note: This TRADE CONTRACTOR acknowledges there is some work inside the existing courtyard. Access into this courtyard will be from the South and heavy equipment will be limited to a 10' T x 14' W opening to the South. All Spoils, Fills, Materials, Equipment, etc., will be limited to this opening. All access will be from the South through the partially demolished building.

2. This TRADE CONTRACTOR shall be responsible for furnishing all material, labor, supervision, layout and survey services associated with this work. The surveying/layout and utility locating will be done as part of an allowance, see the allowances section of this documents for additional information. Control points and CAD documents will be provided. The accurate layout of the radial foundations and sitework is the responsibility of this TRADE CONTRACTOR. If a professional surveyor is needed to accurately perform this scope of work, this shall be the responsibility of this TRADE CONTRACTOR.

NOTE: Refer to Exhibit B for Excavation and Site Utilities Scope Plan and extents of Phase C work. This TRADE CONTRACTOR shall include all EXCAVATION & SITE UTILITY work as shown in Exhibit B. Including:

1. Stone installation/removal/restoration of access ramp shown on page 2 of 4.
2. Stone installation in existing courtyard for new SOG.
3. All demolition in existing courtyard
4. Excavation (including dewatering) of elevator pit in basement level shown on S2.1B.c
5. Removal of the masonry pier and all associated foundations (including saw-cutting) as shown on 1/S2.1C.c. Access to this area is very limited and will need to be done with a mini excavator that fits thru a 7' T x 6' W double door.
- 6.

NOTE: This TRADE CONTRACTOR shall be responsible for furnishing As-builts signed and sealed by a licensed engineer as well as inverts and locations of stormwater utility systems in this scope of work no later than 10 days after the work is completed. Refer to

00300-1

contract documents including As-Built Notes on drawing sheet C0.01 and project manual for further information.

3. This TRADE CONTRACTOR shall be responsible for **all** mass grading, earth moving, re-spread, hauling, importing, excavation, backfill and compaction, rough grading and fine grading of base to **(+/- 0.1 foot or 1.2")** under sidewalks, building pads, etc. as shown on the drawings and specifications to achieve the final working grade.

NOTE: During School days heavy traffic on Forest Street is to be expected from 7:30-8:30 & 2:30-3:30. Any trucking/hauling shall not occur during these times.

NOTE: This TRADE CONTRACTOR responsible for all excavation required for new foundations adjacent to existing foundations. This TRADE CONTRACTOR responsible for all precaution required to prevent undermining of existing foundations.

4. This TRADE CONTRACTOR shall be responsible for SITE DEMOLITION including: existing base, sidewalks, topsoil, vegetation, and trees to required sub-grades as indicated on construction documents and/or as specified in the project manual. **ALL Items in the Existing Courtyard as called out on the Civil or Architectural Demolition plans shall be part of this TRADE CONTRACTORS scope of work. Including removal of the pond.**

This TRADE CONTRACTOR shall be responsible for all site demolition as shown on the drawings including all storm lines and structures, sanitary lines and structures, sidewalks shown for removal, etc... Cut and cap storm and sanitary as shown on contract documents. **All underground utilities shown to be removed or abandoned shall be investigated and confirmed by this TRADE CONTRACTOR. Any utilities that are "live" and need to remain but are shown to be removed shall be indicated to CONSTRUCTION MANAGER PRIOR to demolition.**

NOTE: The tree/shrub removal in the existing courtyard AND outside the courtyard shall be included in this TRADE CONTRACTOR's scope of work.

5. This TRADE CONTRACTOR shall be responsible for the cut, fill and compaction necessary to construct the slabs on grade. This Trade Contractor is also responsible for the excavation and subsequent backfill and compaction for the Footings, Foundations, Sidewalks, & Frost Stoops.

NOTE: Frost Stoops will be constructed of free draining material to frost depth for the areas indicated on construction documents and shall be the responsibility of this TRADE CONTRACTOR.

NOTE: This TRADE CONTRACTOR shall provide any necessary lifts/proof rolling to complete its scope of work to meet the proper compaction of sub-grade and/or backfill materials. Proof rolls shall be coordinated so that those TRADE CONTRACTORS that will install any work above sub-grade, including but not limited to asphalt/paving contractor, concrete paving contractor, etc., can be present.

NOTE: This TRADE CONTRACTOR shall provide unit price per cubic yard for the excavation and disposal of undercuts and unit prices for clay and stone backfill of undercut areas in the provided area on the bid form.

NOTE: This TRADE CONTRACTOR shall coordinate with concrete contractor regarding phasing, logistics, schedule, etc. All dewatering (if necessary) in the footing excavation

shall be the responsibility of this Trade Contractor. Dewatering must be filtered through a filter bag and comply with procedures per Illinois Law.

6. This TRADE CONTRACTOR shall be responsible for the saw-cut and removal of existing interior slabs on grade and excavations required to install new footings in interior spaces. Verify the new foundation plan and architectural drawings for extents of this work.
7. This TRADE CONTRACTOR shall be responsible for the furnish and install of the Compacted Granular Fill under all slab-on-grade installations including sidewalks and pavement, see structural and civil drawings for thickness and details for the Compacted Granular Fill.

NOTE: This Trade Contractor shall account for areas of thickened slabs, depressed slabs, grade beams, stepped footings, etc., and shall be responsible for layout and excavation of those areas as shown on the Structural Drawings.

NOTE: This Trade Contractor is NOT responsible for the removal of spoils for the under-slab Plumbing and Electrical, these trade contractors shall be responsible for their own excavation, backfill and spoil removal.

8. This TRADE CONTRACTOR shall be responsible for topsoil and/or non-topsoil stockpiling, hauling, importing, and management/maintenance thereof for all excavation spoils-(including re-spreading of topsoil and/or non-topsoil). This TRADE CONTRACTOR shall be responsible for all removal and legal off-site disposal of all spoils and debris, which corresponds to this TRADE CONTRACTOR'S scope of work. Stockpile locations must be coordinated with CONSTRUCTION MANAGER.

NOTE: Refer to the Bid Group 10 Schedule for sequence of operations inside the courtyard. Multiple handling of stockpiles will be required per the schedule and bid documents.

9. This TRADE CONTRACTOR shall provide a minimum of 4" of topsoil to all areas that are to be restored to a vegetative condition. Topsoil to be installed per project specifications and standards.

NOTE: Top 2" of topsoil to be free from lumps, stones or foreign matter larger than 1/2" diameter.

10. This TRADE CONTRACTOR shall also be responsible for the installation and subsequent removal of construction haul roads and laydown areas around the new addition to construct the building. REFERENCE S Top soil will be stripped, and stock piled by this TRADE CONTRACTOR. The haul road shall consist of WW fabric, 9" of CA-1 and capped with 4" of CA-6 stone. Compacted and rolled.

11. This TRADE CONTRACTOR shall be responsible for installation, maintenance, and removal of all sediment and erosion control items required for their work only as indicated on the drawings and/or as required per codes or local authorities. This TRADE CONTRACTOR shall provide silt screen over all inlets to prevent clogging of underground piping. Silt fencing is to be included. Refer to contract documents for specific requirements including all notes on C3 sheets on drawings and associated specific details.

NOTE: Permanent seeding and Erosion Control Blanket shall be by future Landscape Trade Contractor and is NOT part of this scope.

NOTE: All interior stone or Geofoam called out on the plans on the interior of the building is the responsibility of the CONCRETE TRADE CONTRACTOR.

12. This TRADE CONTRACTOR shall be responsible for all dewatering as associated with this TRADE CONTRACTORS work. Dewatering activities including pumping (gas or electric), swales, sump pits, etc. shall be put in place within 24 hours of a rain event so as to minimize schedule delays. Any dewatering activities shall be in accordance with Illinois Law and proper SWPPP Procedures.
13. This TRADE CONTRACTOR shall provide all associated trucking of imported and exported materials approved by Construction Documents.
14. This TRADE CONTRACTOR shall be responsible for scheduling with Construction Manager of all required testing for compaction, etc... This TRADE CONTRACTOR shall be responsible for adherence with all testing procedures and/or Geo-Technical Engineering findings and recommendations. Testing by others.
15. This TRADE CONTRACTOR shall be responsible for all public access (streets, roads, aprons, curb-cuts, sidewalks, roads, etc.) maintenance on a daily basis and for the duration of all on site activities and to ensure that it is clear of dirt, dust, debris, mud, stones, rocks, sediment and/or project related materials of any kind caused by this TRADE CONTRACTOR. This TRADE CONTRACTOR shall provide all required street sweeper during her/his work period. Refer to contract documents, including General Notes on C0.01 for further information.
16. This TRADE CONTRACTOR shall be responsible for all site Storm as shown on C4.03. This TRADE CONTRACTOR shall be responsible for furnishing and installing the piping (including all trenching, backfill, and accessories) from that point forward with the approved tie-ins. And shall also be responsible for any hot asphalt patching and striping as needed around STM 3.0.

NOTE: This TRADE CONTRACTOR shall be responsible for adjusting elevation of any existing storm structures to match final grade, as noted on General Note 20 on C0.01.

17. This TRADE CONTRACTOR is responsible for all backfill to complete the utility work compacted to proper specification of Construction Documents.
18. This TRADE CONTRACTOR is responsible for doing all necessary research on piping and structure sizing with local and/or state authorities as required.

ALLOWANCES, BOND, AND ALTERNATES

1. This TRADE CONTRACTOR **shall include an allowance of \$50,000.00 in their base bid** to account for any unforeseen conditions and SWPP management as needed. Contract amounts will be adjusted by change order for amounts greater or less than the allowance. Allowance to be utilized only at the direction of Construction Manager.
2. This TRADE CONTRACTOR will be required to provide a Performance and Payment Bond for their work in accordance with 00201 of the General Conditions.

ACCEPTANCE

Accepted as listed above in addition to terms and conditions of the original construction documents on which the bid was based.

00300-4

Company: Wight Construction Services, Inc.
2500 North Frontage Road
Darien, IL 60561

Signed: _____
Printed Name: _____
Position: _____
Date: _____

END OF SECTION 00300 –Scope

Scope – This TRADE CONTRACTOR’s scope shall include but not be limited to the scope listed below. Please see entirety of bid documents for all scope requirements.

**BG10 BP84 SCOPE OF WORK FOR BUILDING AND SITE CONCRETE
NORTH HIGH SCHOOL (Phase C)**

1. This TRADE CONTRACTOR shall reference ALL General, Demolition, Civil, Structural, Architectural Sheets included in this **Bid Group 10** as they relate to Concrete – Building & Site. This TRADE CONTRACTOR shall read all Specification Sections in this manual as well as Notes and General Notes included in the drawings as they pertain to this scope of work. This TRADE CONTRACTOR shall review the project SCHEDULE (ADD #1) included in this project manual and provide sufficient manpower and equipment to complete this trade contractor’s scope of work within the designated durations provided.
2. This TRADE CONTRACTOR shall be responsible for both the site and building concrete portions of this work per the drawings and specifications.

Note: This TRADE CONTRACTOR’S scope of work shall be limited to those areas as indicated on plans for Phase C as shown in Construction Exhibit A, B, and C. This is Phase 3 of 3 phases of the Master Facility Plan, thus some drawings may include areas of work not to be included in this scope of work.

Note: The foundations and flatwork installations will be broken up into multiple sequences per the Construction Schedule and Exhibits. This TRADE CONTRACTOR shall include multiple mobilizations in the BASE BID for excavation of these foundations. Refer to bid schedule for approximate dates and durations for these phases.

Note: This TRADE CONTRACTOR acknowledges there is some work inside the existing courtyard. Access into this courtyard will be from the South and heavy equipment will be limited to a 10’ T x 14’ W opening to the South. All Spoils, Fills, Materials, Equipment, etc., will be limited to this opening. All access will be from the South through the partially demolished building.

NOTE: Excavation (including furnish and install of stone base) and backfill of the BUILDING and SITE concrete (i.e. sidewalks, curbs, S.O.G., equipment pads, etc...) is to be performed by the EXCAVATION/ SITE UTILITIES TRADE CONTRACTOR to (+/- 1.2” ~ 0.1 foot). This TRADE CONTRACTOR should assume some final grading of base and compaction prior to forming and placement of site and building concrete.

NOTE: All interior stone or Geofoam called out on the plans on the interior of the building is the responsibility of this TRADE CONTRACTOR. Reference A6 series drawings for typical details.

NOTE: This TRADE CONTRACTOR shall reference to the Architectural plans for BG #10 Scope of Work and EXHIBIT A and B.

00300-1

NOTE: This TRADE CONTRACTOR shall be responsible for all the Glass Fiber Reinforced Polymer Reinforcement on (12) existing columns per note 23 on the **Structural Drawings. The columns and surrounding millwork, walls, etc. will be removed by other TRADES for access to these columns.**

3. This TRADE CONTRACTOR shall be responsible for all concrete materials, forms, shoring, bracing, sealant, rigid insulation, equipment, tools, labor and any other element required to furnish a fully complete and correct concrete installation at all sidewalks, ramps, all curb ramps for sidewalks, all concrete walks, all concrete stairs, all concrete paving, slabs-on-grade, elevated slabs, foundation walls, frost walls, interior and exterior footings, spread footings, stepped footings, thickened slabs, depressed slabs, stoops, piers, sealers, filler strips, expansion joints, isolation joints, control joints, and any other cast in place concrete within the work area as indicated on construction documents and/or as specified in the project manual.

Note: This TRADE CONTRACTOR shall be responsible for form liner as shown on the drawings (Interior and Exterior).

Note: Any concrete that will be exposed more than 6" will be required to be architecturally finished or "rubbed". Coordinate with Construction Manager finish expectations.

Note: All Frost Stoops will be granular free draining material and will be the responsibility of the EXCAVATION/SITE UTILITIES trade contractor.

Note: This TRADE CONTRACTOR is responsible for hydraulic cement underlayment in the Dining South Room 1-352 shown on A2.01B.b. This area currently the existing kitchen and has quarry tile on top of a sand bed. This TRADE CONTRACTOR shall figure on 1.5" thickness in this area. This area is to be pumped and can be accessed from the south stair D entrance from Forest St.

4. This TRADE CONTRACTOR shall be responsible for all General Notes, Concrete Notes, Foundation Notes, Post Installed Mechanical Anchor Notes, and Post Installed Adhesive Anchor Notes on sheet S0.1C.
5. This TRADE CONTRACTOR shall be responsible for providing a unit pricing for CY considered for this allowance.
6. This TRADE CONTRACTOR shall be responsible for supplying professional rebar shop drawings and for furnishing and installing all rebar as indicated on construction documents and/or as specified in the project manual. Rebar shop drawings are due to Construction Manager 10 days after Notice to Proceed.

NOTE: This Trade Contractor is also responsible for furnishing and installing the up-turned or drilled-in rebar out of slabs or foundations for all masonry walls, including the correct layout, as shown and called for on the Construction Documents.

7. This TRADE CONTRACTOR shall be responsible for all WWF (welded wire fabric) or macro-synthetic fibers, expansion joints, doweling, epoxy anchors, construction joints, control joints, space control joints, slab box-outs, fillers, caulking, sealants, vapor retarder/barrier, bond breaker, insulation, concrete finish, etc. for this trade contractor's

00300-2

scope of work as indicated on construction documents and/or as specified in the project manual.

NOTE: This Trade Contractor is also responsible for all drilling, dowelling, epoxy anchoring of new foundation/footings to existing foundation/footings, as identified on the contract documents. Note dowelling method to be inspected by adhesive anchor manufacturer's rep for correct installation method.

8. This TRADE CONTRACTOR shall accept sub-grade and base conditions prior to proceeding. Sub-grade and base acceptance apply to all aspects of this Trade Contractor's work. Issues taken with sub-grade and base conditions are to be itemized and presented (location plan and narrative) in writing to Construction Manager. Proceeding with the work will constitute acceptance of sub-grade and base conditions by this TRADE CONTRACTOR.
9. The demolition and backfill of existing slabs for the installation of new footings is the responsibility of the EXCAVATION/SITE UTILITIES and/or DEMOLITION Trade Contractors. The Pour back of the existing slabs on grade after foundations are completed is the responsibility of THIS TRADE CONTRACTOR. Refer to New Foundation and Architectural Drawings to verify the extents of this scope.
10. This TRADE CONTRACTOR is responsible for the new elevator foundations and pit, stairs, and ramps as shown on 1/S2.1B.c, and all Slab infills at each elevator opening at each floor.

Note: This TRADE CONTRACTOR SHALL be responsible for coordinating with elevator shop drawings for proper foundation dimensions and sump pit locations. Any required embeds for elevators shall be provided by the Elevator Contractor but installed by this TRADE CONTRACTOR.

11. This TRADE CONTRACTOR shall be responsible for the concrete slab infills located on the 1st, 2nd, and 3rd floor at the location of the existing elevator that is being demolished. Reference sheet S2.2B.c at column line 28-7 and 28-B. Typical at each floor.
12. This TRADE CONTRACTOR shall be responsible for all LWC as shown on the documents.
13. This TRADE CONTRACTOR shall be responsible for the new concrete extension dowelled to ex. Concrete beam as shown on 8/S3.6c at (4) locations shown on S2.3C.c.
14. This TRADE CONTRACTOR shall be responsible for all perimeter foundation insulation (2" rigid insulation under perimeter of floor slab and on interior face of frost walls), whether shown on drawings or not.
15. All utility sleeves required by others in the concrete will be supplied and located by others but installed by this TRADE CONTRACTOR.

00300-3

16. All depressions, recesses, chases and/or openings in the concrete required for subsequent trades shall be provided for and located by those TRADE CONTRACTORS and shall be installed by this TRADE CONTRACTOR.
17. This TRADE CONTRACTOR shall be responsible to box out or use Foam Insulation around all floor drains and cleanouts so that these drains and cleanouts can be adjusted and set to the correct height after the slabs have been poured. **This TRADE CONTRACTOR shall be responsible for infilling/grouting around these drains and cleanouts AFTER the correct height has been set. Direct Coordination with the plumbing contractor may be required.**
18. This TRADE CONTRACTOR shall be responsible for replacing at its cost any concrete that does not meet the required technical specification or required elevations or slope and shall remove all debris off site.
19. This TRADE CONTRACTOR shall be responsible for providing its own project layout according to the drawings. This TRADE CONTRACTOR shall protect and maintain all survey stakes provided by this trade contractor or others.

NOTE: It is the responsibility of this TRADE CONTRACTOR to employ a qualified land surveying professional to provide an as-built survey of the anchor bolts and foundations immediately upon completion of this scope of work or as directed by the Construction Manager. This will be used to confirm locations are correct prior to structural steel erection. The as-built survey shall be included in this TRADE CONTRACTOR's base bid.

20. This TRADE CONTRACTOR shall be responsible for providing a commercial **TEMPORARY CONCRETE WASHOUT STATION** (as pre-approved by Wight Construction) including furnish, install, and removal of associated signage.
21. This TRADE CONTRACTOR shall take precautions not to damage, remove, relocate, etc... any of the Erosion and Sediment Control Measures (silt fence, inlet protection, tree protection, etc..) while working on-site.
22. This TRADE CONTRACTOR shall be responsible for coordinating with Construction Manager for scheduling of all required testing for concrete cylinders, backfill and compaction. This TRADE CONTRACTOR shall be responsible for adherence with all testing procedures and/or Geo-Technical Engineering findings and recommendations. Testing by others.

Note: There are many special inspections required per sheet S0.1C. Testing is by others but direct coordination with Construction Manager and Testing Agency will be required by this TRADE CONTRACTOR.
23. This TRADE CONTRACTOR shall submit to Construction Manager a control joint layout for all flatwork. The Architect will review proposed layout and provide approval of layout prior to pouring flatwork.
24. This TRADE CONTRACTOR shall be responsible for all concrete embedded anchor bolts, concrete embeds furnished by STEEL TRADE CONTRACTOR. This TRADE CONTRACTOR shall be responsible for grouting/ leveling of all setting plates.
25. This TRADE CONTRACTOR is responsible for lightweight concrete over steel deck. This includes all coordination, framing, boxouts, etc.. required for the pouring the concrete. Concrete thicknesses are indicated on structural drawings and is not limited to 3-1/4".

00300-4

ALLOWANCES, BOND, AND ALTERNATES

- 1. This TRADE CONTRACTOR **shall include an allowance of \$50,000.00 in their base bid** to account for any unforeseen conditions. Contract amounts will be adjusted by change order for amounts greater or less than the allowance. Allowance to be utilized only at the direction of Construction Manager.
- 2. This TRADE CONTRACTOR will be required to provide a Performance and Payment Bond for their work in accordance with 00201 of the General Conditions.

ACCEPTANCE

Accepted as listed above in addition to terms and conditions of the original construction documents on which the bid was based.

Company: Wight Construction Services, Inc.
2500 North Frontage Road
Darien, IL 60561

Signed: _____

Printed Name: _____

Position: _____

Date: _____

END OF SECTION 00300 –Scope

BG10 BP085 SCOPE OF WORK FOR MASONRY –NORTH HIGH SCHOOL PHASE C

Scope – This TRADE CONTRACTOR’s scope shall include but not be limited to the scope listed below. Please see entirety of bid documents for all scope requirements.

1. This TRADE CONTRACTOR shall reference ALL General, Logistics Plan, Civil, Structural, and Architectural drawings in this Bid Group 10 as they relate to Masonry. This TRADE CONTRACTOR shall read all Specification Sections in this manual as well as Notes and General Notes included in the drawings as they pertain to this scope of work. This TRADE CONTRACTOR shall review the project SCHEDULE (ADD #1) included in this project manual and provide sufficient manpower and equipment to complete this TRADE CONTRACTOR’s scope of work within the designated durations provided.

Note: This TRADE CONTRACTOR’S scope of work shall be limited to those areas as indicated on plans for Phase C as shown in Construction Exhibits A,B, and C. This is Phase 3 of 3 phases of the Master Facility Plan, thus some drawings may include areas of work not to be included in this scope of work.

Note: There are phased areas of work that occur per the Construction Schedule. This TRADE CONTRACTOR will need to properly staff the project to meet the durations of the schedule. Failure to do so will result in backcharge to expedite other TRADES.

2. This TRADE CONTRACTOR shall be responsible for furnishing and installing all materials, skilled and/or licensed labor, equipment, tools, etc... to complete all aspects of this trade contractor’s work including all Interior/Exterior CMU Walls, CMU infill Walls, Face brick, Limestone Veneer, Brick Veneer, cast stone sills, brick/cmu infills, Bond beams, Rigid Cavity Insulation, Flashings, S.S. Drip Edges, Vents, Weeps, Mortar Net, & Reinforcements, per The Contract Documents and as detailed on Wall Types A8.0,& all plans and sections.

Note: All joints of exposed CMU is required to have raked joints and radiused corners. Any damaged block shall not be used.

Note: This Trade Contractor is also responsible for furnishing and installing all of the U.L. Labeled Mineral Wool Fire Safing to fill gap called for at head of wall below metal deck at ALL CMU walls

Note: This TRADE CONTRACTOR shall acknowledge the required special inspections and Masonry notes on Structural Drawings. This TRADE CONTRACTOR will be responsible for all reinforcement details as shown on the documents. Inspections & Testing will be provided by CONSTRUCTION MANAGER.

3. This TRADE CONTRACTOR shall be responsible for furnishing and installing all **interior caulking/filler/sealant** etc... at control joints and/or where the masonry abuts dissimilar materials as required per the plans and specifications.
4. This TRADE CONTRACTOR shall make accommodations for recessed items as shown on the Contract Documents like FEC’s, Access Panels, Electric Boxes, Hand Dryers, etc... Cut sheets of ALL recessed items will be readily accessible to all parties through Submittal Exchange.

Note: CMU cut outs of Electric Boxes and other recessed items that are cut too large for standard wall plates will need to be removed, repaired and replaced prior to painting at no additional cost to the owner.

5. This TRADE CONTRACTOR shall be responsible for furnishing and installing all reinforcing requirements, including reinforcing bars, bond beams, lintels, dowels, wire mesh, wall ties, straps, pins, anchors, welding of ties/anchors to columns, and any other items required for completion of this trade contractor's work as indicated in the plans and specifications.

Note: Steel Lintels will be required for new windows & doors in new masonry walls and Installed by this Trade Contractor but furnished by OTHERS. Lintel sizing shall be per Structural sheet S0.2c Loose Lintel Schedule.

6. This TRADE CONTRACTOR shall be responsible for the CMU shear wall infill shown on S2.1B.c
7. This TRADE CONTRACTOR shall be responsible for the elevator shaft at CL 56-S and 56-13. As shown in detail on S3.3c
8. This TRADE CONTRACTOR shall be responsible for all scraping, rubbing, cleaning (chemical wash) and rinsing of this trade contractor's work in a timely manner in order that it be left in a finished state and/or ready to accept further finishes by others as indicated in the plans and specifications.
9. This TRADE CONTRACTOR shall be responsible for scraping **excess mortar off of the floor ON A DAILY BASIS and/or for protecting the floor from mortar to avoid staining of concrete floors.**
10. This TRADE CONTRACTOR shall be responsible for all expansion and/ or control joints assemblies required as shown and/or as required by the technical agency having jurisdiction (i.e. National Concrete Masonry Association (NCMA), etc...), including but not necessarily limited to all expansion and control joint fillers, compressible filler, preformed compressible corrugated rubber deck closures, fire-safing, fire-caulking, sealant, backer rods and preformed gaskets as indicated in the plans and specifications.
11. This TRADE CONTRACTOR shall be responsible for grouting in and protecting all Hollow Metal Door and Window Frames in masonry partitions as required and/or indicated in the plans and specifications.

Note: All Hollow Metal door or window Frames in masonry walls are supplied by OTHERS and set in place by this TRADE CONTRACTOR. All hollow metal frames in masonry walls shall be grouted solid by this TRADE CONTRACTOR.

12. This TRADE CONTRACTOR is responsible for the following but not limited to:
- Masonry Knee Wall shown on 5/S3.2c
 - Demolition of all Door Openings in existing masonry walls and tooth masonry to except new HM Frame.
 - All Masonry work shown on 1/A6.32
 - All Masonry brick work shown in the Dining North and South, Culinary Arts, Club Room, Staff Room, Commons, Fine Arts Wings, Secure Vestibule, and Adjacent areas in BG #10.
 - Locker Bases per detail 4/A7.50
 - Thin Brick Infills in Commons. All Tile Backer and Metal Stud Framing By Others.

13. This TRADE CONTRACTOR shall be responsible for providing openings thru new/existing masonry walls for any ductwork/louver or piping penetrations as shown on the Mechanical Plans. This TRADE CONTRACTOR shall review the mechanical drawings and include this work as part of BASE BID. This work includes all demolition and debris removal required for these openings, as well as any masonry patching required after ductwork/louver/piping installation. This TRADE CONTRACTOR responsible for coordinating all openings with HVAC CONTRACTOR.
14. This TRADE CONTRACTOR shall be responsible for all the Masonry work on Fine Arts Addition including furnishing and installing the 2.5" Rigid Insulation. All Gypsum Sheathing and Integral Air Barrier is the responsibility of the DRYWALL CONTRACTOR.

Note: This TRADE CONTRACTOR shall figure 10 hour days and 6 day weeks for this Masonry Work on the Fine Arts wing.

15. This TRADE CONTRACTOR shall be responsible for the CMU infill at all demolished transfer ducts as indicated on the Mechanical Demolition Drawings.
16. This TRADE CONTRACTOR shall be responsible for the infill of existing doors/windows on the architectural drawings.
17. This TRADE CONTRACTOR is responsible for the cast stone work shown on 4/A2.30 and the Cast Stone Shadow box around window types A19, A18, and A17.
18. This TRADE CONTRACTOR shall be responsible for all Grinding and Tuckpointing at (4) Existing Masonry Pilasters shown on 2/S3.8c (FULL HEIGHT).

Note: This TRADE CONTRACTOR shall be responsible to clean and wash the entire existing 1928 Elevation that will now be in the interior the Commons per notes a 2/A7.21. And provide all Brick infills as shown on this façade.

ALLOWANCES, BOND, & ALTERNATES

1. This TRADE CONTRACTOR **shall include an allowance of \$75,000.00 in their base bid** to account for any unforeseen conditions and miscellaneous masonry demolition and patching. Contract amounts will be adjusted by change order for amounts greater or less than the allowance. Allowance to be utilized only at the direction of Construction Manager.
2. **Alt. Bid #1** - This TRADE CONTRACTOR shall provide an Alternate Price to remove masonry and tooth in HM Frame and grout (furnished by others) shown on sheet A2.02E and AD2.02E key note D3.
3. **Alt. Bid #2** - This TRADE CONTRACTOR shall provide an ADD Alternate for the Masonry walls for the (2) Single Use Bathrooms shown on A2.01B.b detailed on 9/A2.11.
4. This TRADE CONTRACTOR will be required to provide a Performance and Payment Bond for their work in accordance with 00201 of the General Conditions.

ACCEPTANCE

00300-3

Accepted as listed above in addition to terms and conditions of the original construction documents on which the bid was based.

Company: Wight Construction Services, Inc.
2500 North Frontage Road
Darien, IL 60561

Signed: _____
Printed Name: _____
Position: _____
Date: _____

END OF SECTION 00300 –Scope

BG10 BP86 SCOPE OF WORK FOR STRUCTURAL & MISC. STEEL - NORTH HIGH SCHOOL

Scope – This TRADE CONTRACTOR’s scope shall include but not be limited to the scope listed below. Please see entirety of bid documents for all scope requirements.

1. This TRADE CONTRACTOR shall reference ALL General, Civil, Structural, and Architectural drawings in this Bid Group 10 as they relate to Structural & Miscellaneous Steel. This TRADE CONTRACTOR shall read all Specification Sections in this manual as well as Notes and General Notes included in the drawings as they pertain to this scope of work. This TRADE CONTRACTOR shall review the project SCHEDULE (ADD #1) included in this project manual and provide sufficient manpower and equipment to complete this TRADE CONTRACTOR’s scope of work within the designated durations provided.

Note: This TRADE CONTRACTOR’S scope of work shall be limited to those areas as indicated on plans for Phase C as shown in Construction Exhibits A,B, and C. This is Phase 3 of 3 phases of the Master Facility Plan, thus some drawings may include areas of work not to be included in this scope of work.

Note: This TRADE CONTRACTOR is responsible for all Structural and Misc. Steel items as shown as part of the BG #10. Reference the BG #10 dashed line on the Architectural Drawings.

NOTE: This TRADE CONTRACTOR shall be responsible for delivering all base plates and anchor bolts for the Fine Arts Wing by April 1st, 2020 to be installed by the CONCRETE TRADE CONTRACTOR.

NOTE: This TRADE CONTRACTOR SHALL BE RESPONSIBLE to verify and confirm ALL V.I.F dimensions as shown on the documents. The Existing Courtyard has been 3D scanned and all dimension should be accurate but final verification of all dimensions is the responsibility of this contractor.

2. This TRADE CONTRACTOR shall be responsible for furnishing and installing all materials, providing skilled and/or licensed labor, equipment, tools, etc... to complete all aspects of this trade contractor’s work including but not necessarily limited to: all structural and misc. steel items (i.e. bearing plates, beams, roof joists, roof trusses, truss bracing, bridging, metal deck angle, metal decking, metal roof decking, wide flange beams, angle kickers, shear studs, channel headers and rods, tubes, posts, columns, wall brackets, wall support angles, shelf angles, bent plates, floor decking, steel stairs (treads, risers, stringers, pans etc.), spiral stairs, ships ladders, aluminum roof ladders, elevator pit ladders, cable guardrails, stainless steel handrails, hollow metal handrails and guardrails, catwalk steel elements and guardrails, loose lintels as indicated in construction documents and/or as specified in the project manual.

Note: This TRADE CONTRACTORS shall be responsible for the H Trusses and all necessary HSS Posts, Anchors, Stiffeners, Girders, Etc. Delivery of H Trusses will need to come off of Main Street North Bound and an access ramp into the south parking lot will be provided for access to the site. This TRADE CONTRACTOR shall be responsible for the crane to hoist the trusses into place. Crane will need

to sit on the South side of the commons on a stone pad provided by others. All Trusses Need to be installed prior to the start of school on 8-16-20.

3. This TRADE CONTRACTOR is responsible to provide all ladders, scaffolding, hoisting, lifts, rigging etc... necessary to complete work in accordance with project schedule. This TRADE CONTRACTOR shall be responsible for any bracing and shoring required during installation as well.
4. This TRADE CONTRACTOR shall be responsible for all shop drawings and calculations, indicating embed design, embedded layout connection and connection details, calculations and loading data for framing members, and other miscellaneous iron items with stamped certification and seal of a licensed structural engineer in the State of Illinois.

NOTE: Shops drawings and calcs shall be provided no later than 4 weeks from notice to proceed. Allow 2 weeks for Designer/Engineer to review.

5. This TRADE CONTRACTOR shall furnish and deliver to the CONCRETE CONTRACTOR and MASONRY CONTRACTOR, etc. all inserts and support items including but not limited to: anchor bolts, bearing plates, loose lintels, setting plates, embedded steel shapes, anchor bolts, washers and nuts, etc... scheduled to be embedded in the concrete/masonry. Failure to provide such items or information at such time as not to delay concrete/masonry work will not relieve this TRADE CONTRACTOR of the responsibility for proper anchoring and fastening of this work.

NOTE: This TRADE CONTRACTOR is responsible for providing all Misc. Steel including masonry lintels as shown in either the structural or architectural drawings. Including all interior and exterior handrails, Elevator hoist beam, all roof opening framing, Steel for Slab infills, lintels, and other steel components as shown on the Arch, Structural, Landscape and Civil Drawings.

6. This TRADE CONTRACTOR shall be responsible for furnishing and installing all Architecturally Exposed Structural Steel per the contract documents.
7. The staircase and associated members, guardrails, and handrails are the responsibility of this TRADE CONTRACTOR.
8. The Wire Mesh Partitions as shown on A2.02B.b note 21 are part of the GENERAL TRADES Scope of Work. Including the wire mesh partition shown as alternate work on sheet A2.02E.
9. This TRADE CONTRACTOR shall furnish and install all steel floor and roof decks.
10. This TRADE CONTRACTOR shall be responsible for providing all openings in the metal deck required for any MEP items. This TRADE CONTRACTOR shall coordinate with all the MEP TRADE CONTRACTORS to confirm location of openings. **Installation of this supplemental steel may occur after roof decking pending BIM coordination timeline. Extra Mobilizations and charges will not be accepted for installation of supplemental steel if installed after roof deck.**
11. This TRADE CONTRACTOR shall be responsible for all field welding, bolts, washers, expansion and adhesive anchors and ancillary materials required for the structural connections as indicated in the contract documents.
12. This TRADE CONTRACTOR shall be responsible for all the connections of new steel members to existing structural elements. A hot work permit will need to be submitted and

00300-2

any protection measures to ensure the safe welding against the existing building is the responsibility of this TRADE CONTRACTOR.

NOTE: This TRADE CONTRACTOR acknowledges there will be field welding inside the existing building. It is the responsibility of this TRADE CONTRACTOR to protect existing conditions from fire, sparks, and any incidental damage from this work.

NOTE: Any pockets /openings in masonry walls to expose existing structural members as required to complete the connections of new steel members shall be responsibility of the Masonry Trade Contractor.

13. This TRADE CONTRACTOR shall be responsible for furnishing and installing all steel angles anchored to new or existing CMU walls.
14. This TRADE CONTRACTOR shall be responsible for coordinating with Construction Manager for scheduling of all required testing for shear and moment connections and any Special Inspections as indicated on sheet S0.1C.
15. All steel iron members shall be finished with all welds ground and finished as specified. Field touch-up of areas damaged during installation, including all field bolted and field welded connection, priming, etc. is included and is required for acceptance by Construction Manager.
16. This TRADE CONTRACTOR is responsible for preparing (i.e. cleaning) adjacent surfaces (i.e. beam pockets, bearing plates, etc...) prior to steel installation. Start of work by this TRADE CONTRACTOR on top of or against any other surface acknowledges this TRADE CONTRACTOR's acceptance of quality and completeness of adjacent surface.
17. This TRADE CONTRACTOR shall be responsible for protecting any and all steel related materials on-site: prior to installation, during installation and/or until final acceptance by Construction Manager.
18. This TRADE CONTRACTOR shall be responsible for and compliant with all specified requirements including but not limited to all: Performance Requirements, Submittals, QA, Testing, Training, QC, and Extra Materials specified and pertaining to this trade contractor's work as noted in the plans and specifications.

NOTE: This TRADE CONTRACTOR must engage with adhesive anchor manufacturer's representative for all anchor training and installation. Training certificates will be required for installers and given to engineer. See Post Installed Adhesive (Chemical) Anchor Notes on sheet S0.1C.

19. This TRADE CONTRACTOR shall leave the site in a safe and orderly manner including barricades and effective deterrents from any and all possible dangers on a daily basis and at the conclusion of this trade contractor's work.
20. This TRADE CONTRACTOR shall be responsible to provide its own project layout according to the drawings, considering the benchmark locations and elevations that will be given by the Construction Manager.
21. This TRADE CONTRACTOR shall provide and install (and remove) safety cables on the second and third floors of the Fine Arts Wing and shall include the removal of safety cables, brackets, and hardware as required by OSHA standards once it can be safely removed.

22. Any interior welding must utilize smoke vacuum equipment as directed by Construction Manager to minimize smoke pollution.

ALLOWANCES, BOND, & ALTERNATES

23. This TRADE CONTRACTOR shall include an allowance of \$20,000.00 in their base bid to account for any unforeseen conditions. Contract amounts will be adjusted by change order for amounts greater or less than the allowance. Allowance to be utilized only at the direction of Construction Manager.

24. This TRADE CONTRACTOR will be required to provide a Performance and Payment Bond for their work in accordance with 00201 of the General Conditions.

25. **Alt. Bid #1** - This TRADE CONTRACTOR shall provide an Alternate Price to furnish and install the Tube Steel and security gates as shown on details 5 & 6 on sheet A2.01E.

ACCEPTANCE

Accepted as listed above in addition to terms and conditions of the original construction documents on which the bid was based.

Company: Wight Construction Services, Inc.
2500 North Frontage Road
Darien, IL 60561

Signed: _____
Printed Name: _____
Position: _____
Date: _____

END OF SECTION 00300 –Scope

**BG10 BP 088 PHASE C SCOPE OF WORK FOR ROOFING, SHEET METAL & METAL
PANELS NORTH HIGH SCHOOL**

Scope – This TRADE CONTRACTOR's scope shall include but not be limited to the scope listed below. Please see entirety of bid documents for all scope requirements.

1. This TRADE CONTRACTOR shall reference General, Existing Architectural, Architectural Demolition, Architectural, Mechanical, Mechanical Demolition, Plumbing Demolition, Plumbing, Fire Protection, Electrical Demolition, Electrical, and Technology Sheets included in this Bid Group 10 as they relate to Roofing. This TRADE CONTRACTOR shall read all Notes and General Notes included in the drawings as they pertain to this scope of work. This TRADE CONTRACTOR shall review the project SCHEDULE (ADD #1) included in this project manual and provide sufficient manpower to complete this trade contractor's scope of work within the designated durations provided.

Note: This TRADE CONTRACTOR'S scope of work shall be limited to those areas as indicated on plans for Phase C as shown in Construction Exhibits A, B, and C. This is Phase 3 of 3 phases of the Master Facility Plan, thus some drawings may include areas of work not to be included in this scope of work.

Note: There are phased areas of work that occur per the Construction Schedule. This TRADE CONTRACTOR will need to properly staff the project to meet the durations of the schedule. Failure to do so will result in backcharge to expedite other TRADES.

2. This TRADE CONTRACTOR shall be responsible for furnishing and installing all materials, skilled and/or licensed labor, equipment, tools, etc. to complete all aspects of this TRADE CONTRACTOR's work including all roofing for the project and related assemblies, including but not limited to: EPDM Roofing, cover boards, roof patching, misc. Break Metal, Drain Pans, etc.. as necessary for a complete Roof System. This trade contractor shall also furnish and install all required roof insulation, tapered roof insulation, tapered edge strips, crickets, saddles, scuppers, vapor barriers/fluid applied water barriers, all flashing, gravel stop, counter flashing, valley flashing, through wall flashing, pre-finished sheet metal coping, termination bars, cant strips, receivers, all sheet metal associated with the roofing including drip edge and associated cleat, all roof expansion joints, gutters, downspouts, all roof system fasteners as required all gutters/downspouts (if shown), splashblocks Metal Panels and associated materials and hardware. All work according to the specifications and shown on the construction documents.

NOTE: This TRADE CONTRACTOR is NOT responsible for furnishing or installing the Wood Roof Blocking. All wood blocking is by GENERAL CARPENTRY TRADE CONTRACTOR.

NOTE: This TRADE CONTRACTOR is NOT responsible for the Roofing Work shown just west of the Existing Skylights (Just east of the BG7/BG 10 dashed line) on the LRC. This work was already included in PHASE B.

NOTE: This TRADE CONTRACTOR is responsible to cap with insulated sheet metal enclosure any existing Roof Curbs no longer in use after old equipment is removed (as shown) rather than removing and infilling with Roofing Insulation and Membrane.

NOTE: All New Roof Openings are to be laid out by the MEP Contractors/Construction Manager. All Roofing Membrane at Demolished areas on the roof is to be cut by the

00300-1

ROOFING CONTRACTOR and temporarily protected (Temp. Membrane) by the ROOFING CONTRACTOR after opening is made.

NOTE: This TRADE CONTRACTOR is responsible for all roof patching for new construction, New Roofing, Mechanical Curb Flashing, etc. as shown for BG #10 on A2.04B.b and A2.04C.

NOTE: This TRADE CONTRACTOR is responsible to include (30) witches hats for any additional roof penetrations not shown on the documents as directed by the Construction Manager.

NOTE: This TRADE CONTRACTOR is responsible for all new roofing under the Roof Pavers shown on A2.04C. The Roof Pavers and Pedestals will be furnished and installed by the LANDSCAPING CONTRACTOR.

NOTE: This TRADE CONTRACTOR is responsible for Corrugated Metal Wall Panels at the existing Mechanical Penthouse and at the perimeter of the New Commons Roofing System. All framing and 2.5" rigid insulation for the metal panel system, including sheet metal flashings and insulated sheet metal closure/cap is by THIS TRADE CONTRACTOR. Reference detail 2/A5.10. All CFMF, sheathing and Fluid Air Barrier is part of the DRYWALL CONTRACTORS scope of work.

NOTE: This TRADE CONTRACTOR is responsible for Continuous Gutter and downspouts on the east and west side of the new Commons Roof.

NOTE: This TRADE CONTRACTOR is responsible for Single Ply Roofing on Cover Board and 6" Insulation on the Commons Roof and shall coordinate all splice points with SKYLIGHT TRADE CONTRACTOR.

3. This TRADE CONTRACTOR shall furnish and install all work required for all roof curbs and parapet walls, including but not necessarily limited to, all bonding adhesives, flashing membranes, pre-finished metal coping, all fasteners, splicing cement, lap sealant, and other roofing materials not specifically mentioned. All work according to the drawings, specifications and contract documents.

Note: All Roof Curbs will be supplied and anchored by the MECHANICAL TRADE CONTRACTOR but flashed in by this TRADE CONTRACTOR.

4. This TRADE CONTRACTOR shall furnish and install all flashing for all roof penetrations as shown on the drawings and according to the specifications and contract documents. All penetrations shown on any drawing (Mechanical, Electrical, Etc.) contained in the set are the responsibility of this TRADE CONTRACTOR.
5. This TRADE CONTRACTOR shall furnish and install all stainless-steel clamping rings, all water cut-off mastic, all pre-molded pipe seals, all in-seam sealant, all uncured elastoform flashing, lap sealants, etc. required for the vents as shown on the drawings and contract documents.
6. This TRADE CONTRACTOR shall furnish and install all joint sealant, lap sealant, mastic and caulking (at any flashing and counter flashing) as it relates to this Trade Contractor's scope of work.
7. This TRADE CONTRACTOR shall be responsible for all walkway pads (if any) as shown in the contract documents.

00300-2

8. This TRADE CONTRACTOR shall be responsible for all necessary tapering of insulation materials as to provide proper drainage according to the specifications and shown on the construction documents.

Note: At TRADE CONTRACTOR’S own expense any and all ponding issues shall be immediately addressed.

9. This TRADE CONTRACTOR shall be responsible for any and all patching, flashing, and booting for roof penetrations in new roofing system including but not limited to: plumbing and HVAC vents, electrical conduit, roof curbs, etc. according to the specifications and shown on the construction documents.

NOTE: This TRADE CONTRACTOR shall review all Mechanical, Electrical, Plumbing, and Architectural drawings for locations of new and existing roof penetrations that will require roof demolition and/or roof patching. The demolition and patching is the responsibility of this TRADE CONTRACTOR.

10. This TRADE CONTRACTOR shall be responsible for the demolition of existing roofing system per the Architectural Roofing Demolition Drawing.

Note: A temporary roofing “flap” shall be provided to overhang all exposed edges of existing roofs for weather protection. Assume this flap is 6’ in width along the entire length of exposure.

11. This TRADE CONTRACTOR shall be responsible for flashing and making water tight the rails, box curbs, etc, for the mechanical equipment. Rails/curbs will be furnished and installed by HVAC.
12. Roofing debris will not be allowed to accumulate on the project and must be disposed of daily in the proper container. This TRADE CONTRACTOR shall police the landscaped areas removing any roofing and steel metal debris, which may have been carried off-site by wind. This TRADE CONTRACTOR shall also be responsible to ensure that no debris or leftover material is left on the roof after this TRADE CONTRACTOR’s scope of work is completed.
13. This TRADE CONTRACTOR is responsible for providing all work, necessary testing, field inspection and final inspection report from manufacturer for all required warranties. Testing to include water testing.
14. This TRADE CONTRACTOR is to provide extensive coordination with other trade contractors where installations overlap and otherwise intersect.
15. This TRADE CONTRACTOR shall be responsible for temporary protection of this Trade Contractor’s material whether installed or not. This TRADE CONTRACTOR shall properly protect the roofing system at the end of each workday and upon completion of the work to ensure moisture does not penetrate the roofing system.
16. This TRADE CONTRACTOR shall provide safe work plan for protection of all openings & penetrations, proximity to other trade contractors, working at roofline, etc..
17. This TRADE CONTRACTOR shall complete all pre-construction due-diligence required for the work of this trade contractor including but not limited to verification of adequacy and location of blocking/backing for attachments, installation and proper clearances.

18. This TRADE CONTRACTOR shall provide manufacturer’s authorize service representative for intermittent and final inspections.

ALLOWANCES, BOND, & ALTERNATES

- 1. This TRADE CONTRACTOR shall include an allowance of **\$25,000.00 in their base bid to account for any unforeseen conditions.** Contract amounts will be adjusted by change order for amounts greater or less than the allowance. Allowance to be utilized only at the direction of Construction Manager.
- 2. This TRADE CONTRACTOR will be required to provide a Performance and Payment Bond for their work in accordance with 00201 of the General Conditions.

ACCEPTANCE

Accepted as listed above in addition to terms and conditions of the original construction documents on which the bid was based.

Company: Wight Construction Services, Inc.
2500 North Frontage Road
Darien, IL 60561

Signed: _____

Printed Name: _____

Position: _____

Date: _____

END OF SECTION 00300 –Scope

BG10 BP89 SCOPE OF WORK FOR METAL FRAMING & GYPSUM BOARD – NORTH HIGH SCHOOL

Scope – This TRADE CONTRACTOR's scope shall include but not be limited to the scope listed below. Please see entirety of bid documents for all scope requirements.

1. This TRADE CONTRACTOR shall reference ALL General, Civil, Structural, Existing Architectural, Architectural Demolition, Architectural, Mechanical, Mechanical Demolition, Plumbing Demolition, Plumbing, Electrical Demolition, Electrical, and Technology Sheets included in this Bid Group 10 as they relate to Framing and Gypsum Board. This TRADE CONTRACTOR shall read all Notes and General Notes included in the drawings as they pertain to this scope of work. This TRADE CONTRACTOR shall review the project SCHEDULE (ADD #1) included in this project manual and provide sufficient manpower to complete this trade contractor's scope of work within the designated durations provided.

Note: This TRADE CONTRACTOR'S scope of work shall be limited to those areas as indicated on plans for Phase C as shown in Construction Exhibits A, B, and C. This is Phase 3 of 3 phases of the Master Facility Plan, thus some drawings may include areas of work not to be included in this scope of work.

Note: There are phased areas of work that occur per the Construction Schedule. This TRADE CONTRACTOR will need to properly staff the project to meet the durations of the schedule. Failure to do so will result in backcharge to expedite other TRADES.

2. This TRADE CONTRACTOR shall be responsible for furnishing and installing all materials, skilled and/or licensed labor, equipment, tools, etc... to complete all aspects of this trade contractor's work including all Cold Formed Metal Framing, Light Gauge Metal Framing, Sheathing and Accessories, Wall/Partition Gypsum Board assemblies, Gypsum Board Ceilings and Soffits, Gypsum Board Shaft Assemblies, All Required Interior/Exterior Partition (Batt) Insulation or Mineral Wool, All Sound Attenuation Blanket, All Wool Firesafing, All Walls/Partitions Gypsum Board Furring, All Types Of Gypsum Board (Abuse Resistant, Moisture Resistant, Tile Backer Boards, Glass-Mat Gypsum Board, Gypsum Board With Factory-Applied Air/Water Membrane, Etc.), Fire Treated Plywood on Metal Framing, Caulking, Acoustical Sealants, Drywall Finishing, All Reveals, Aluminum Trims, etc. All work shall be completed according to the specifications and as shown on the construction documents.

Also including the Furnish and Install of:

- Cold Formed Metal Framing
- Sheathing
- Thermal Insulation
- Joint Sealants
- Acoustical Joint Sealant
- Gypsum Board Assemblies
- Access Doors and Frames
- GFRG Column Covers

3. This Trade Contractor shall furnish and install (20) access panels. Location of access panels will be decided and coordinated by the Construction Manager.
4. This TRADE CONTRACTOR shall be responsible for all the interior and exterior Cold-Formed Framing and Exterior Sheathing with pre-applied air & water membrane This TRADE CONTRACTOR shall be responsible for the delegated structural engineering of

00300-1

the Cold Formed Metal Framing by a licensed Illinois Structural Engineer per the contract documents. Any coordination required with the CURTAINWALL CONTRACTOR and the METAL PANEL CONTRACTOR shall be responsibility of this TRADE CONTRACTOR.

NOTE: In areas to receive Corrugated Metal Wall Panels, this TRADE CONTRACTOR's scope of work stops at the Exterior Sheathing with pre-applied air & water membrane or the plywood sheathing. The metal panel system Roofing & Metal Panel Contractor, including any insulation.

NOTE: This TRADE CONTRACTOR will be required to closely coordinate with the Metal Panel CONTRACTOR, who will be providing the Corrugated Metal Panel Systems. This TRADE CONTRACTOR might be required to hold dimensions for the fabrication of the metal panels prior to this TRADE CONTRACTOR's framing work is complete.

NOTE: This TRADE CONTRACTOR shall include NOT include the Metal Framing, Drywall, etc. for the West wall of the Learning Resource Center between column lines P and H as shown on A2.02B.b. This wall is within the BG #10 dashed line but has already been procured as part of BG #7.

NOTE: This TRADE CONTRACTOR shall be responsible for the GFRG column covers detailed on 6/A5.26.

NOTE: This TRADE CONTRACTOR is not responsible for the Wood Veneer Panels per 1/A9.35. These are responsibility of the Millwork Trade Contractor.

5. This TRADE CONTRACTOR shall be responsible for furnishing and installing all Cold Formed Partition Walls and Fire Rated Cold Formed Partition Walls per The Contract Documents. ALL CFMF shown on A5.10 is the responsibility of this TRADE CONTRACTOR including all Gypsum Soffits, Duct Enclosures.

NOTE: All insulation inside Drywall Partitions is the responsibility of this TRADE CONTRACTOR.

NOTE: All Wood Blocking and Expansion Joints is NOT part of this BP and is the responsibility of the GENERAL TRADES CONTRACTOR.

NOTE: This Trade Contractor is also responsible for furnishing and installing any Fire Rated Deflection Track and Shaft Wall Assemblies as noted.

NOTE: Any in-wall blocking shall be furnished and installed by the GENERAL CARPENTRY TRADE CONTRACTOR. This TRADE CONTRACTOR shall be responsible for coordinating with the GENERAL CARPENTRY CONTRACTOR to ensure that all in-wall blocking is installed prior to installation of gypsum board.

NOTE: This TRADE CONTRACTOR shall be responsible for the Perimeter Fire Containment System within metal framing partitions per the bid documents.

NOTE: This TRADE CONTRACTOR shall NOT be responsible for all GENERAL NOTES on A8.00. Furnishing and installing corner guards per Partition Note 1 on A8.00.

NOTE: The Natural Ash Wood Siding is part of the GENERAL TRADES #87 BP.

6. This Trade Contractor shall be responsible for the framing of all Roof Parapet Walls. This TRADE CONTRACTOR's scope of work stops at the Exterior Sheathing. Any roofing insulation, roofing membrane and coverboard shall be by the Roofing Contractor.

NOTE: All Roof Blocking shall be responsibility of the GENERAL CARPENTRY TRADE CONTRACTOR and not be included in this TRADE CONTRACTOR's scope of work.

7. This TRADE CONTRACTOR shall be responsible for bracing or kickers required for CFMF and light gauge metal framing walls as indicated in the contract documents.
8. All acoustical, fiberglass, rigid and mineral wool insulation shall be the responsibility of this TRADE CONTRACTOR unless noted otherwise in the bid documents.

NOTE: Any masonry cavity wall insulation is the responsibility of the MASONRY TRADE CONTRACTOR. Roof Insulation is by ROOFING CONTRACTOR. Below grade insulation is by the CONCRETE CONTRACTOR.

NOTE: This TRADE CONTRACTOR shall be responsible for furnishing and installing all components of Top of Wall details on drawings A8.00 and A8.01, including but not limited to mineral wool, deflection track, acoustical joint sealant spray, etc. Refer to Partition Types on drawings A8.00.

NOTE: Mineral Wool at the head of ALL CMU walls is NOT by this TRADE CONTRACTOR, MASONRY CONTRACTOR is responsible for this Mineral Wool Fire Safing required for masonry walls.

9. This TRADE CONTRACTOR shall be responsible for installing all Hollow Metal Frames furnished by others (including frames for doors and windows) to be installed at metal framing/GB walls. This GENERAL TRADES CONTRACTOR shall be responsible for receiving and unloading the door frames (only frames) onsite. This TRADE CONTRACTOR shall also be responsible for furnishing and installing insulation at all hollow metal frames per specification for Hollow Metal Frames.

NOTE: This TRADE CONTRACTOR shall install insulation inside the frames prior to installation.

10. This TRADE CONTRACTOR shall be responsible for furnishing and installing all corner guards as specified in the A10 series drawings.
11. This TRADE CONTRACTOR shall be responsible for furnishing and installing all gypsum board ceilings and soffits including types GYP-1, GYP-3, as shown on the Reflected Ceiling Plans. This TRADE CONTRACTOR shall include all the accessories required for a complete installation per contract documents, including any trims, shadow reveals, molding, etc.

NOTE: This TRADE CONTRACTOR shall refer to Electrical Drawings and account for any taping of light fixtures housings or trims.

NOTE: All Axiom Trims required for transitions between Gypsum Board Ceilings and Acoustical Tile Ceilings shall be provided by the ACT Contractor and installed by this trade contractor.

12. This TRADE CONTRACTOR shall be responsible for providing any reveals in gypsum board walls or ceilings as shown in the construction documents. This TRADE CONTRACTOR shall get the reveals layout approved by the CM prior to installation.
13. This TRADE CONTRACTOR shall be responsible for providing any control joints in gypsum board assemblies necessary to prevent cracks and shown on bid documents. All control joints shall be coordinated to be installed at corners of windows or door frames where possible.

14. This TRADE CONTRACTOR shall be responsible for furnishing and Installing all full height, full width interior and/or exterior Carpentry related sealant and caulking including but not necessarily limited to sealant/caulking of joints as part of this trade contractors work where indicated and/or required, including where the work of this TRADE CONTRACTOR intersects dissimilar materials. Sealant and caulking shall comply with the fire rating requirements of the wall where installed.
15. This TRADE CONTRACTOR shall be responsible for wall layout prior to mobilization and installation of this scope of work for use by OTHERS. This may include installing the top track only for coordination with other trades and should figure multiple mobilizations to complete this scope of work per the Project Schedule and at the direction of the CONSTRUCTION MANAGER.
16. This TRADE CONTRACTOR shall ONLY use tools with HE vacuums attachments for sanding GB walls to reduce to amount of dust generated during this work.

ALLOWANCES, BOND, & ALTERNATES

1. This TRADE CONTRACTOR shall include an allowance of **\$50,000.00 in their base bid** to account for any unforeseen conditions. Contract amounts will be adjusted by change order for amounts greater or less than the allowance. Allowance to be utilized only at the direction of Construction Manager.
2. This TRADE CONTRACTOR will be required to provide a Performance and Payment Bond for their work in accordance with 002010 of the General Conditions.
3. Alternate #1: This TRADE CONTRACTOR shall provide an ADD Alternate for all the Metal Framing and Drywall Ceiling work associated with the (2) single use bathrooms as shown on A2.01B.b and 9/A2.11
4. Alternate #2: This TRADE CONTRACTOR shall provide an ADD Alternate to Frame and Drywall the Walls shown as an Alternate on sheet A2.02E.
- 5.

ACCEPTANCE

Accepted as listed above in addition to terms and conditions of the original construction documents on which the bid was based.

Company: Wight Construction Services, Inc. _____
2500 North Frontage Road _____
Darien, IL 60561 _____

Signed: _____

Printed Name: _____

Position: _____

Date: _____

END OF SECTION 00300 –Scope

Scope – This TRADE CONTRACTOR’s scope shall include but not be limited to the scope listed below. Please see entirety of bid documents for all scope requirements.

BG10 BP90 SCOPE OF WORK CURTAINWALL, STOREFRONTS, SKYLIGHTS & GLAZING – NORTH HIGH SCHOOL

1. This TRADE CONTRACTOR shall reference ALL General, Civil, Structural, Demolition and Architectural Sheets included in this Bid Group 10 as they relate to Storefronts/Windows, Curtainwall, Skylights and Glazing. This TRADE CONTRACTOR shall read all Specification Sections in this manual as well as Notes and General Notes included in the drawings as they pertain to this scope of work. This TRADE CONTRACTOR shall review the project SCHEDULE (ADD #1) included in this project manual and provide sufficient manpower and equipment to complete this TRADE CONTRACTOR’s scope of work within the designated durations provided.

Note: This TRADE CONTRACTOR’S scope of work shall be limited to those areas as indicated on plans for Phase C as shown in Construction Exhibits A, B, and C. This is Phase 3 of 3 phases of the Master Facility Plan, thus some drawings may include areas of work not to be included in this scope of work.

Note: There are phased areas of work that occur per the Construction Schedule. This TRADE CONTRACTOR will need to properly staff the project to meet the durations of the schedule. Failure to do so will result in backcharge to expedite other TRADES.

2. This TRADE CONTRACTOR shall be responsible for furnishing and installing all materials, skilled and/or licensed labor, equipment, tools, etc... to complete all aspects of this TRADE CONTRACTOR’s work including any and all Interior and Exterior Storefront Systems, Glazed Aluminum Curtainwalls, Metal Framed Skylights, Security Windows, Aluminum Door Frames, Aluminum Doors, all related Hardware, Glass Door Lites & Sidelites, Fire-Rated and Non-Fire Rated Glazing, etc. as indicated in construction documents and/or as specified in the project manual.

NOTE: This TRADE CONTRACTOR shall be responsible for glazing any and ALL Hollow Metal Window Frames interior and exterior. The Hollow Metal Frames will be furnished by GERNAL TRADES CONTRACTOR; and installed by DRYWALL & FRAMING CONTRACTOR or MASONRY CONTRACTOR.

3. This TRADE CONTRACTOR shall be responsible for furnishing, unloading, staging, storing, protecting, and installing the Storefront system as specified in Section 084113 – Aluminum-Framed Entrances and Storefronts and Curtainwall system as specified in Section 084413-Glazed Aluminum Curtain Walls including all related extruded aluminum trim and sill, all related aluminum support trim, all break metal, all related thermally broken aluminum sub-sill with weeps and baffles, all related Pack Void with Batt insulation, etc. This shall include all associated shop drawings, field coordination, and field measurement necessary for a complete installation.

NOTE: This TRADE CONTRACTOR shall be responsible for furnishing and installing the batt insulation required to fill the aluminum frames as shown in the contract documents.

Note: The furnish and install of the sill extensions, aluminum closures, painted aluminum panels, bent metal plates, as shown in the contract documents is the responsibility of this

TRADE CONTRACTOR. Aluminum closures shall include the closures shown between this TRADE CONTRACTOR's curtainwall

4. This TRADE CONTRACTOR shall be responsible for furnishing and installing a complete Metal Framed Skylight systems as specified in Section 086300 –This shall include all associated shop drawings, structural engineering, field coordination, and field measurement necessary for a complete installation.

NOTE: The furnish and install of the 12 GA Aluminum Closure/Flashing as shown in detail 1/5.18 and the Filling of void between framing and steel is the responsibility of this TRADE CONTRACTOR.

5. This TRADE CONTRACTOR shall be responsible for furnishing and installing ALL INTERIOR & EXTERIOR GLAZING per Specification 088000 and 088813 and the rest of the contract documents for the Storefronts, Curtainwalls, Skylights, Door Lites, Sidelites, Interior Aluminum Frames (by others), and Windows including: Insulated, Laminated, Safety, Tempered, Vision, Tinted, Fritted, Spandrel, Translucent, Fire-Rated, etc... This TRADE CONTRACTOR shall also include all related scope of work necessary for a complete install as indicated on the drawings and/or specified in the project manual.

NOTE: This TRADE CONTRACTOR shall be responsible for all shadow box metal plate shadow box (Aluminum to match windows) as detailed on 8/A7.40, 7/A7.40 and 6/A7.40, and all other locations shown around windows and wood panels in Commons area.

NOTE: This TRADE CONTRACTOR is responsible for the furnish and install of fire-rated and non-fire-rated glazing at all sidelites and door lites whether the doors and frames were supplied by this TRADE CONTRACTOR or not.

NOTE: This TRADE CONTRACTOR is responsible for all Aluminum Door Hardware per Door Schedule 10-1 and 10-2 on A8.10.

6. This TRADE CONTRACTOR shall be responsible for Interior Curtain Wall System, Laminated Glass in structural sealant as shown in Detail 2/A7.21 and Detail 2/A7.23 in the Commons. Including furnishing and install all Vinyl Graphics.
7. This TRADE CONTRACTOR shall be responsible for all Vinyl Graphics on glass surfaces. (VG-X)
8. This TRADE CONTRACTOR shall be responsible for furnishing and installing all Aluminum Entrance Doors and associated hardware per specifications 084100 Aluminum-Framed Entrances and Storefronts and 087100 Door Hardware and as shown in the rest of the contract documents.

NOTE: This TRADE CONTRACTOR shall be responsible for scheduling a keying meeting and installing the final cores for all Aluminum Entrance Doors.

NOTE: This TRADE CONTRACTOR shall be responsible for the Bullet Resistant Transaction Window and New Aluminum Storefront Enclosure per 2/2.01E.
9. This TRADE CONTRACTOR shall be responsible for furnishing and installing all PIVOT Doors in Kynar Aluminum with Surface Applied Mutins, including all associated accessories, hardware, etc. required for a complete installation.

NOTE: This TRADE CONTRACTOR is NOT responsible for furnishing or installing the Folding Glass Partitions per note 41 on A2.02B.b and A2.01B.b. This will be responsibility of the General Trades Contractor. All other Glass Components shown on A8.02 and A8.03 shall be the responsibility of this TRADE CONTRACTOR.

NOTE: This TRADE CONTRACTOR is NOT responsible to furnish/install the Glass Overhead Sectional Door. This is part of the GENERAL TRADES CONTRACTOR.

10. This TRADE CONTRACTOR shall be responsible for furnishing and installing G-24 Glazing and Surface Applied Mutins per Details 16 & 3/A8.02. HM frames is the responsibility of the General Trades Contractor.

NOTE: The standard framed mirrors designated as MR-1 will be furnished and installed by the General Trades Contractor.

11. This TRADE CONTRACTOR shall be responsible for furnishing and installing all full height, full width interior and/or exterior Aluminum/Glazing related sealant and caulking including but not necessarily limited to sealant/caulking of joints as part of this trade contractors work where indicated and/or required, including where the work of this trade contractor intersects dissimilar materials including but not limited to: aluminum to brick, aluminum to block, aluminum to cement siding, aluminum to drywall, etc... as indicated on the drawings and/or specified in the project manual.

12. This TRADE CONTRACTOR shall furnish and install all fasteners, hardware, clips, mounting devices, caulking, screws, bolts, anchoring systems, etc... to complete all scope according to drawings and construction documents.

13. This TRADE CONTRACTOR shall be responsible for the final cleaning of outside and inside glass surfaces installed by this TRADE CONTRACTOR, including but not limited to the METAL FRAMED SKYLIGHTS. Scheduling of this final cleaning work will be as directed by the Construction Manager. A mechanical lift or an extra mobilization should be figured for this work and is the responsibility of this TRADE CONTRACTOR.

14. This TRADE CONTRACTOR shall leave the site in a safe and orderly manner including barricades and effective deterrents from any and all possible dangers on a daily basis and at the conclusion of this trade contractor's work.

15. This TRADE CONTRACTOR shall be responsible to provide its own project layout according to the drawings, considering the benchmark locations and elevations that will be given by the Construction Manager.

16. This TRADE CONTRACTOR shall provide, on a separate form to be submitted with bid documents, a quantity take-off and cost breakdown of this bid.

17. This TRADE CONTRACTOR shall be responsible for providing and installing the Structurally Sealant for the butt glazed interior glazing and mullion free corners as indicated on the plans.

ALLOWANCES, BOND, AND ALTERNATES

1. This TRADE CONTRACTOR shall include an allowance of **\$25,000.00 in their base bid** to account for any unforeseen conditions. Contract amounts will be adjusted by change order for amounts greater or less than the allowance. Allowance to be utilized only at the direction of Construction Manager.

00300-3

- 2. **Alt. Bid #1 - This TRADE CONTRACTOR shall provide an ADD Alternate Price to provide Glazing in new door and door lite shown on A2.02E.**
- 3. This TRADE CONTRACTOR will be required to provide a Performance and Payment Bond for their work in accordance with 00201 of the General Conditions.

ACCEPTANCE

Accepted as listed above in addition to terms and conditions of the original construction documents on which the bid was based.

Company: Wight Construction Services, Inc.
2500 North Frontage Road
Darien, IL 60561

Signed: _____
Printed Name: _____
Position: _____
Date: _____

END OF SECTION 00300 –Scope

BG10 BP91 SCOPE OF WORK FOR ACOUSTICAL CEILINGS - NORTH HIGH SCHOOL

Scope – This TRADE CONTRACTOR’s scope shall include but not be limited to the scope listed below. Please see entirety of bid documents for all scope requirements.

1. This TRADE CONTRACTOR shall reference ALL General, Existing Architectural, Architectural Demolition, Architectural, Mechanical, Mechanical Demolition, Plumbing Demolition, Plumbing, Electrical Demolition, Electrical, and Technology Sheets included in this Bid Group 10 as they relate to Acoustical Ceilings. This TRADE CONTRACTOR shall read all Specification Sections in this manual as well as Notes and General Notes included in the drawings as they pertain to this scope of work. This TRADE CONTRACTOR shall review the project SCHEDULE (ADD #1) included in this project manual and provide sufficient manpower and equipment to complete this trade contractor’s scope of work within the designated durations provided.

Note: This TRADE CONTRACTOR’S scope of work shall be limited to those areas as indicated on plans for Phase C as shown in Construction Exhibits A, B, and C. This is Phase 3 of 3 phases of the Master Facility Plan, thus some drawings may include areas of work not to be included in this scope of work.

Note: There are phased areas of work that occur per the Construction Schedule. This TRADE CONTRACTOR will need to properly staff the project to meet the durations of the schedule. Failure to do so will result in backcharge to expedite other TRADES.

2. This TRADE CONTRACTOR shall be responsible for furnishing and installing all materials, skilled and/or licensed labor, equipment, tools, etc. to complete all aspects of this TRADE CONTRACTOR’s work including ALL suspended acoustical ceiling components including: acoustical panels (ACT-1, ACT-4, WG-1), metal suspension systems, perimeter suspension edge trim, metal edge moldings, shadow moldings, trim, compasso trim, transition trims, hangers, tie wires, fasteners, etc. as listed in Specification Section 095113 – Acoustical Panel Ceilings and shown on the reflected ceiling plans in the drawings.

NOTE: This TRADE CONTRACTOR shall be responsible for the suspended wood grille ceiling (WG-1) shown in the Reflected Ceiling Plans and detailed on A3.13.

NOTE: This TRADE CONTRACTOR shall also coordinate sprinkler heads with the Fire Protection TRADE CONTRACTOR.

NOTE: This TRADE CONTRACTOR shall not be responsible for any gypsum board ceilings (GYP-1) as shown in the Reflected Ceiling Plans. This shall be responsibility of the Framing and Drywall Contractor.

3. This TRADE CONTRACTOR shall be responsible for the coordination and accommodation of miscellaneous equipment and fixtures scheduled to be installed in acoustical ceilings including but not limited to grilles, diffusers, access panels, light fixtures, fire alarm fixtures, sprinklers, etc. as listed in the specifications and shown on the construction documents.
4. This TRADE CONTRACTOR shall be responsible of providing mockups as defined/ detailed in the specifications.

5. This TRADE CONTRACTOR shall be responsible for any and all final adjustments to the suspension system for final light fixture and sprinkler head location and positioning.
6. This TRADE CONTRACTOR shall provide all clip hangers, angles, and miscellaneous metal of any nature, which is required for work covered by this Contract.
7. This TRADE CONTRACTOR shall be responsible for protecting any and all Acoustical Ceilings related materials and equipment on-site and as specified: prior to installation, during installation and/or until final acceptance by Construction Manager. Refer to specifications for further detail.

ALLOWANCES, BOND, & ALTERNATES

8. This TRADE CONTRACTOR **shall include an allowance of \$30,000.00 in their base bid** to account for any unforeseen conditions. Contract amounts will be adjusted by change order for amounts greater or less than the allowance. Allowance to be utilized only at the direction of Construction Manager.
9. Alternate #1: This TRADE CONTRACTOR shall provide an DEDUCT Alternate to Eliminate the ACT -1 in the areas that the (2) single use bathrooms (T1-23 and T1-22). Base bid shall include the ACT-1 in these areas as if these bathrooms are not there.
10. Alternate #2: This TRADE CONTRACTOR shall provide an ADD Alternate for all the all the ACT – 1 work as shown on A3.02E.
11. This TRADE CONTRACTOR will be required to provide a Performance and Payment Bond for their work in accordance with 002010 of the General Conditions.

ACCEPTANCE

Accepted as listed above in addition to terms and conditions of the original construction documents on which the bid was based.

Company: Wight Construction Services, Inc.
2500 North Frontage Road
Darien, IL 60561

Signed: _____
Printed Name: _____
Position: _____
Date: _____

END OF SECTION 00300 –Scope

00300-2

Scope – This TRADE CONTRACTOR’s scope shall include but not be limited to the scope listed below. Please see entirety of bid documents for all scope requirements.

BG10 BP92 PHASE C SCOPE OF WORK FOR CERAMIC, MOSIAC, & PORCELAIN TILE - NORTH HIGH SCHOOL

1. This TRADE CONTRACTOR shall reference ALL General, Existing Architectural, Architectural Demolition, Architectural, Mechanical, Mechanical Demolition, Plumbing Demolition, Plumbing, Fire Protection, Electrical Demolition, Electrical, and Technology Sheets included in this Bid Group 10 as they relate to CERAMIC TILE. This TRADE CONTRACTOR shall read all Notes and General Notes included in the drawings as they pertain to this scope of work. This TRADE CONTRACTOR shall review the project SCHEDULE (ADD #1) included in this project manual and provide sufficient manpower to complete this TRADE CONTRACTOR’s scope of work within the designated durations provided.

Note: This TRADE CONTRACTOR’S scope of work shall be limited to those areas as indicated on plans for Phase C as shown in Construction Exhibits A, B, and C. This is Phase 3 of 3 phases of the Master Facility Plan, thus some drawings may include areas of work not to be included in this scope of work.

Note: There are phased areas of work that occur per the Construction Schedule. This TRADE CONTRACTOR will need to properly staff the project to meet the durations of the schedule. Failure to do so will result in backcharge to expedite other TRADES.

:

2. This TRADE CONTRACTOR shall be responsible for furnishing and installing all materials, skilled and/or licensed labor, equipment, tools, etc. to complete all aspects of this TRADE CONTRACTOR’s work for ceramic tile including all ceramic, mosaic, and Porcelain wall and floor tile, tile base, tile cove base, grout, mortar, crack isolation membrane, expansion joints, stainless steel profiles at edges and floor transitions as listed in the specifications and shown on the construction documents.

NOTE: This TRADE CONTRACTOR shall include WT-1, WT-2, WT-3, WT-4, WT-5, WT-6 TB-1, T-1, T-2, T-3, T-4 and T-5 as specified in the construction documents.

NOTE: This TRADE CONTRACTOR shall provide all transitions between ceramic floor tile to other floor finishes (termination bar or reducer system) per details 3 and 4 on A10.00.

NOTE: This TRADE CONTRACTOR shall be responsible for the furnish and install of all expansion joints per industry standards if not shown on the drawings. There are areas where ceramic tile bridges across existing foundation walls. Expansion joints shall be figured at each edge of existing foundations and included as part of BASE BID.

NOTE: This TRADE CONTRACTOR shall NOT be responsible for providing access panels at locations to receive wall tile; however, this TRADE CONTRACTOR shall coordinate with the FRAMING AND DRYWALL CONTRACTOR for installation of access panels or recessed accessories.

003000-1

NOTE: This TRADE CONTRACTOR shall furnish and install wall tile to continue behind toilet room accessories. Refer to Finish Legend notes and specifications for further detail and instructions.

NOTE: This TRADE CONTRACTOR shall provide grouted corner at all wall tile inside corners. Refer to Finish Legend notes and specifications for further detail and instructions.

3. This TRADE CONTRACTOR shall be responsible for all layout work, measuring and field dimensioning associated with this Trade Contractor's work.
4. This TRADE CONTRACTOR shall be responsible for and compliant with all specified requirements including but not limited to all: Performance Requirements, Submittals, QA, Testing, Training, QC, and Extra Materials specified and pertaining to this trade contractor's work as noted in the plans and specifications.

NOTE: This TRADE CONTRACTOR shall be responsible for providing all shop drawings, submittals and mock-up's per project specifications in a timely manner.

NOTE: This TRADE CONTRACTOR shall be responsible for furnishing and delivering any and all extra materials specified to owner as listed in the specifications and shown on the construction documents properly packaged and labeled. Coordinate storage location with Construction Manager prior to delivery.

5. This TRADE CONTRACTOR shall be responsible for protecting any and all ceramic tile and related materials and equipment on-site and as specified: prior to installation, during installation and/or until final acceptance by Construction Manager.
6. All materials to be staged in approved location by Construction Manager and owner. This TRADE CONTRACTOR shall be responsible for coordinating staging/storing location with Construction Manager prior to any onsite delivery.
7. This TRADE CONTRACTOR to provide sufficient equipment, material, skilled manpower, supervision and/or premium time/shift work (all without additional compensation) as may be required to complete the work of this Trade Contractor in accordance with the overall project schedule.
8. All mobilizations and demobilizations related costs of this TRADE CONTRACTOR are to be included without consideration of additional compensation.

ALLOWANCES, BOND, & ALTERNATES

9. This TRADE CONTRACTOR **shall include an allowance of \$50,000.00 in their base bid** for floor leveling & Floor Prep. Initial floor sweeping prior to leveling and prep operations shall be included as part of Base Bid. Contract amounts will be adjusted by change order for amounts greater or less than the allowance. Allowance to be utilized only at the direction of Construction Manager.
10. Alternate #1: This TRADE CONTRACTOR shall provide an ADD or DEDUCT Alternate for all the Hard Tile work to add the (2) single use bathrooms T-123 and T-122 (detail 9-A2-11) in lieu of carrying the T-1 and T-2 floor tile and TB-1 in this area as if the bathroom did not exist. The cost for carrying the T-1 and T-2 floor tile and TB-1 in this area shall be considered base bid.
11. This TRADE CONTRACTOR will be required to provide a Performance and Payment Bond for their work in accordance with 002010 of the General Conditions.

003000-2

ACCEPTANCE

Accepted as listed above in addition to terms and conditions of the original construction documents on which the bid was based.

Company: Wight Construction Services, Inc.
2500 North Frontage Road
Darien, IL 60561

Signed: _____
Printed Name: _____
Position: _____
Date: _____

END OF SECTION 003000 –Scope

Scope – This TRADE CONTRACTOR’s scope shall include but not be limited to the scope listed below. Please see entirety of bid documents for all scope requirements.

BG10 BP93 SCOPE OF WORK FOR FLOORING FOR SOUTH HIGH SCHOOL

1. This TRADE CONTRACTOR shall reference ALL General, Existing Architectural, Architectural Demolition, Architectural, Mechanical, Mechanical Demolition, Plumbing Demolition, Plumbing, Electrical Demolition, Electrical, and Technology Sheets included in this Bid Group 10 as they relate to Flooring. This TRADE CONTRACTOR shall read all Notes and General Notes included in the drawings as they pertain to this scope of work. This TRADE CONTRACTOR shall review the project SCHEDULE (ADD #1) included in this project manual and provide sufficient manpower to complete this TRADE CONTRACTOR’s scope of work within the designated durations provided.

Note: This TRADE CONTRACTOR’S scope of work shall be limited to those areas as indicated on plans for Phase C as shown in Construction Exhibits A, B, and C. This is Phase 3 of 3 phases of the Master Facility Plan, thus some drawings may include areas of work not to be included in this scope of work.

Note: There are phased areas of work that occur per the Construction Schedule. This TRADE CONTRACTOR will need to properly staff the project to meet the durations of the schedule. Failure to do so will result in backcharge to expedite other TRADES.

2. This TRADE CONTRACTOR shall be responsible for furnishing and installing all materials, skilled and/or licensed labor, equipment, tools, etc... to complete all aspects of this TRADE CONTRACTOR’s work for flooring including all Resilient Base, Resilient Flooring, Walk-Off Carpet, Sheet Vinyl, Rubber Tile, Rubber Stair Treads, Carpet, LVT, and Reducer Strips and Transitions as listed in the specifications and shown on the construction documents.

NOTE: This TRADE CONTRACTOR shall be responsible for skim-coating entire floor to receive sheet vinyl flooring. This cost shall be included in the base bid.

NOTE: This TRADE CONTRACTOR shall provide all base per contract documents at casework locations. The installation of base on millwork items that are installed after the flooring installation shall be included in this TRADE CONTRACTOR’s bid and no additional mobilization for this will be paid by the owner.

3. This TRADE CONTRACTOR shall be responsible for providing all transition profiles per details on A10.00.
4. This TRADE CONTRACTOR shall be not be responsible for any floor expansion joint covers per contract documents. This work is part of the GENERAL TRADES SCOPE OF WORK.
5. This TRADE CONTRACTOR shall be responsible for all layout work, measuring and field dimensioning associated with this Trade Contractor’s work.
6. This TRADE CONTRACTOR shall be responsible for all floor preparation required for the work of this TRADE CONTRACTOR. Start of work by this trade contractor on top of or against concrete/masonry/drywall or any other surface acknowledges this trade contractor’s acceptance of quality and completeness of adjacent surface.

003000-1

7. This TRADE CONTRACTOR shall be responsible for and compliant with all specified requirements including but not limited to all: Performance Requirements, Submittals, QA, Testing, Training, QC, and Extra Materials specified and pertaining to this trade contractor's work as noted in the plans and specifications.

NOTE: This TRADE CONTRACTOR shall be responsible for providing all shop drawings, submittals and mock-up's per project specifications in a timely manner.

NOTE: This TRADE CONTRACTOR shall be responsible for furnishing and delivering any and all extra materials specified to owner as listed in the specifications and shown on the construction documents properly packaged and labeled. Coordinate storage location with Construction Manager prior to delivery.

8. This TRADE CONTRACTOR shall include all testing related work including but not limited to moisture, etc... All testing and results are to be documented and transmitted within 2-working days of test completion to Construction Manager.
9. This TRADE CONTRACTOR shall be responsible for protecting any and all flooring and related materials and equipment on-site and as specified: prior to installation, during installation and/or until final acceptance by Construction Manager.
10. All materials to be staged in approved location by Construction Manager and owner. This TRADE CONTRACTOR shall be responsible for coordinating staging/storing location with Construction Manager prior to any onsite delivery.
11. This TRADE CONTRACTOR to provide sufficient equipment, material, skilled manpower, supervision and/or premium time/shift work (all without additional compensation) as may be required to complete the work of this Trade Contractor in accordance with the overall project schedule.
12. All mobilizations and demobilizations related costs of this TRADE CONTRACTOR are to be included without consideration of additional compensation.
13. All surplus (left-over) flooring materials shall be hauled off site by this TRADE CONTRACTOR. This material shall not to be placed in an on-site dumpster.

ALLOWANCES, BOND, & ALTERNATES

1. This TRADE CONTRACTOR **shall include an allowance of \$30,000.00 in their base bid** for floor prep and leveling and moisture mitigation. Note the full skim coat in areas under SV are to be included in the Base Bid. Contract amounts will be adjusted by change order for amounts greater or less than the allowance. Allowance to be utilized only at the direction of Construction Manager.
2. This TRADE CONTRACTOR shall provide **Unit Pricing** / S.F. for Flooring mitigation, if necessary, due to failed alkalinity or moisture tests. Unit Pricing shall include all labor and material. Unit Pricing to be placed in designated location on Bid Form.
3. **Alt. Bid #1 - This TRADE CONTRACTOR shall provide an ADD Alternate Price for all Carper, LVT, and Rubber Base as shown on sheet A10.02E.**
4. This TRADE CONTRACTOR will be required to provide a Performance and Payment Bond for their work in accordance with 002010 of the General Conditions.

ACCEPTANCE

Accepted as listed above in addition to terms and conditions of the original construction documents on which the bid was based.

Company: Wight Construction Services, Inc.
2500 North Frontage Road
Darien, IL 60561

Signed: _____

Printed Name: _____

Position: _____

Date: _____

END OF SECTION 003000 –Scope

Scope – This TRADE CONTRACTOR’s scope shall include but not be limited to the scope listed below. Please see entirety of bid documents for all scope requirements.

BG10 BP94 PHASE C SCOPE OF WORK FOR TERRAZZO & EPOXY FLOORING - NORTH HIGH SCHOOL

1. This TRADE CONTRACTOR shall reference ALL General, Existing Architectural, Architectural Demolition, Architectural, Mechanical, Mechanical Demolition, Plumbing Demolition, Plumbing, Fire Protection, Electrical Demolition, Electrical, and Technology Sheets included in this Bid Group 10 as they relate to TERRAZZO & EPOXY FLOORING. This TRADE CONTRACTOR shall read all Notes and General Notes included in the drawings as they pertain to this scope of work. This TRADE CONTRACTOR shall review the project SCHEDULE (ADD #1) included in this project manual and provide sufficient manpower to complete this TRADE CONTRACTOR’s scope of work within the designated durations provided.

Note: This TRADE CONTRACTOR’S scope of work shall be limited to those areas as indicated on plans for Phase C as shown in Construction Exhibits A, B, and C. This is Phase 3 of 3 phases of the Master Facility Plan, thus some drawings may include areas of work not to be included in this scope of work.

Note: There are phased areas of work that occur per the Construction Schedule. This TRADE CONTRACTOR will need to properly staff the project to meet the durations of the schedule. Failure to do so will result in backcharge to expedite other TRADES.

2. This TRADE CONTRACTOR shall be responsible for furnishing and installing all materials, skilled and/or licensed labor, equipment, tools, etc. to complete all aspects of this TRADE CONTRACTOR’s work for TERRAZZO & EPOXY FLOORING work including all grout, mortar, crack isolation membrane, expansion joints and floor transitions as listed in the specifications and shown on the construction documents.

NOTE: This TRADE CONTRACTOR shall include TRZ-1, TST-1, and EPX-1 as specified in the construction documents.

NOTE: This TRADE CONTRACTOR shall provide all transitions per details 3 and 4 on A10.00.

NOTE: This TRADE CONTRACTOR shall be responsible for the furnish and install of all expansion joints per industry standards if not shown on the drawings. There are areas where ceramic tile bridges across existing foundation walls. Expansion joints shall be figured at each edge of existing foundations and included as part of BASE BID.

3. This TRADE CONTRACTOR shall be responsible for all layout work, measuring and field dimensioning associated with this Trade Contractor’s work.
4. This TRADE CONTRACTOR shall be responsible for and compliant with all specified requirements including but not limited to all: Performance Requirements, Submittals, QA, Testing, Training, QC, and Extra Materials specified and pertaining to this trade contractor’s work as noted in the plans and specifications.

NOTE: This TRADE CONTRACTOR shall be responsible for providing all shop drawings, submittals and mock-up's per project specifications in a timely manner.

NOTE: This TRADE CONTRACTOR shall be responsible for furnishing and delivering any and all extra materials specified to owner as listed in the specifications and shown on the construction documents properly packaged and labeled. Coordinate storage location with Construction Manager prior to delivery.

5. This TRADE CONTRACTOR shall be responsible for protecting any and all TERRAZZO and EPOXY Flooring and all related materials and equipment on-site and as specified: prior to installation, during installation and/or until final acceptance by Construction Manager.
6. All materials to be staged in approved location by Construction Manager and owner. This TRADE CONTRACTOR shall be responsible for coordinating staging/storing location with Construction Manager prior to any onsite delivery.
7. This TRADE CONTRACTOR to provide sufficient equipment, material, skilled manpower, supervision and/or premium time/shift work (all without additional compensation) as may be required to complete the work of this Trade Contractor in accordance with the overall project schedule.
8. All mobilizations and demobilizations related costs of this TRADE CONTRACTOR are to be included without consideration of additional compensation.

ALLOWANCES, BOND, & ALTERNATES

9. This TRADE CONTRACTOR **shall include an allowance of \$10,000.00 in their base bid** for floor leveling & Floor Prep. Initial floor sweeping prior to leveling and prep operations shall be included as part of Base Bid. Contract amounts will be adjusted by change order for amounts greater or less than the allowance. Allowance to be utilized only at the direction of Construction Manager.
10. This TRADE CONTRACTOR will be required to provide a Performance and Payment Bond for their work in accordance with 002010 of the General Conditions.

ACCEPTANCE

Accepted as listed above in addition to terms and conditions of the original construction documents on which the bid was based.

Company: Wight Construction Services, Inc.
2500 North Frontage Road
Darien, IL 60561

Signed: _____
Printed Name: _____
Position: _____
Date: _____

END OF SECTION 003000 –Scope

BG10 BP95 SCOPE OF WORK FOR PAINTING – NORTH HIGH SCHOOL

Scope – This TRADE CONTRACTOR’s scope shall include but not be limited to the scope listed below. Please see entirety of bid documents for all scope requirements.

1. This TRADE CONTRACTOR shall reference ALL General, Existing Architectural, Architectural Demolition, Architectural, Mechanical, Mechanical Demolition, Plumbing Demolition, Plumbing, Electrical Demolition, Electrical, and Technology Sheets included in this Bid Group 10 as they relate to Painting. This TRADE CONTRACTOR shall read all Specification Sections in this manual as well as Notes and General Notes included in the drawings as they pertain to this scope of work. This TRADE CONTRACTOR shall review the project SCHEDULE (ADD #1) included in this project manual and provide sufficient manpower and equipment to complete this trade contractor’s scope of work within the designated durations provided.

Note: This TRADE CONTRACTOR’S scope of work shall be limited to those areas as indicated on plans for Phase C as shown in Construction Exhibits A, B, and C. This is Phase 3 of 3 phases of the Master Facility Plan, thus some drawings may include areas of work not to be included in this scope of work.

Note: There are phased areas of work that occur per the Construction Schedule. This TRADE CONTRACTOR will need to properly staff the project to meet the durations of the schedule. Failure to do so will result in backcharge to expedite other TRADES.

2. This TRADE CONTRACTOR shall be responsible for furnishing and installing all materials, skilled and/or licensed labor, equipment, tools, etc... to complete all aspects of this TRADE CONTRACTOR’s work including all Interior/Exterior Paint (all types including urethane paint), Sealants, Coatings, Primer, Painting all Primed and or Galvanized Metal Surfaces, all exposed Structural Steel/ elements, all Hollow Metal Doors & Frames, stair stringers, exterior AESS Columns, HM Framed Openings, all exposed utility piping, Sealed Concrete Floors, etc... as listed in the specifications and shown on the construction documents.

NOTE: This TRADE CONTRACTOR shall be responsible to paint ALL interior and exterior railings.

NOTE: This TRADE CONTRACTOR shall be responsible for painting ALL wall and ceiling control joints, U.N.O. Refer to Finish Legend.

NOTE: This TRADE CONTRACTOR shall be responsible for all Finish Legend Notes on A10.00 as they relate to this scope of work.

NOTE: This TRADE CONTRACTOR shall be responsible for any wood finishing. All doors will be prefinished and all Natural Ash Wood will not need finishing by This TRADE CONTRACTOR.

3. This TRADE CONTRACTOR shall be responsible for painting all drywall ceilings and soffits, masonry walls, drywall walls, column enclosures/infills, etc. as shown and specified.

4. This TRADE CONTRACTOR shall be responsible for painting the exposed underside of roof deck and floor structure, exposed structural steel, beams, exposed utility piping, ductwork and all other paintable surfaces where there will be an open ceiling per General Note C38 on A3Series.
5. This TRADE CONTRACTOR shall be responsible for painting all exposed structural steel columns and posts, beams, lintels, AESS columns, all exposed steel stair elements, including but not limited to, metal pans, stringers, columns/posts, risers, etc.
6. This TRADE CONTRACTOR shall be responsible for all Concrete Sealer SC as shown on drawings and specifications. All electrical and storage rooms shall receive concrete sealer unless otherwise specified in the drawings.
7. Start of work by this trade contractor on top of or against any other surface acknowledges this trade contractor's acceptance of quality and completeness of that surface.
8. This TRADE CONTRACTOR shall be responsible of providing mockups as defined/ detailed in the specifications.
9. This TRADE CONTRACTOR is responsible to provide all ladders, scaffolding, hoisting, lifts, etc. necessary to complete work in accordance with project schedule.
10. This TRADE CONTRACTOR shall provide proper protection of all flooring and adjacent surfaces. Any damage will be responsibility of this trade contractor.
11. All mobilizations and demobilizations related costs of this TRADE CONTRACTOR are to be included without consideration of additional compensation.
12. This TRADE CONTRACTOR shall perform daily clean-up operations and shall comply with all OSHA safety requirements.
13. This TRADE CONTRACTOR shall provide, on a separate form to be submitted with bid documents, a quantity take-off and cost breakdown of this bid.
14. This TRADE CONTRACTOR shall be responsible for protecting any and all Painting/ Sealing related materials and equipment on-site and as specified: prior to installation, during installation and/or until final acceptance by Construction Manager. Refer to specifications for further detail.
15. This TRADE CONTRACTOR is responsible for furnishing, delivering and properly labeling all Extra Materials required per the specifications.

ALLOWANCES, BOND, & ALTERNATES

16. This TRADE CONTRACTOR **shall include an allowance of \$30,000.00 in their base bid** to account for any unforeseen conditions. Contract amounts will be adjusted by change order for amounts greater or less than the allowance. Allowance to be utilized only at the direction of Construction Manager.
17. Alternate #1: This TRADE CONTRACTOR shall provide an ADD Alternate for all the additional Painting required for the (2) single use bathrooms (T1-23 and T1-22).
18. Alternate #2: This TRADE CONTRACTOR shall provide an ADD Alternate for all the all the Painting work as shown on A2.02E For Classroom 2-650 and Corridor C2-20.

00300-2

19. This TRADE CONTRACTOR will be required to provide a Performance and Payment Bond for their work in accordance with 00201 of the General Conditions.

ACCEPTANCE

Accepted as listed above in addition to terms and conditions of the original construction documents on which the bid was based.

Company: Wight Construction Services, Inc.
2500 North Frontage Road
Darien, IL 60561

Signed: _____
Printed Name: _____
Position: _____
Date: _____

END OF SECTION 00300 –Scope

Scope – This TRADE CONTRACTOR’s scope shall include but not be limited to the scope listed below. Please see entirety of bid documents for all scope requirements.

BG10 BP99 SCOPE OF WORK FOR LANDSCAPING _ NORTH HIGH SCHOOL

1. This TRADE CONTRACTOR shall reference ALL General, Existing Architectural, Architectural Demolition, Architectural, Mechanical, Mechanical Demolition, Plumbing Demolition, Plumbing, Fire Protection, Electrical Demolition, Electrical, and Technology Sheets included in this Bid Group 10 as they relate to Landscaping. This TRADE CONTRACTOR shall read all Notes and General Notes included in the drawings as they pertain to this scope of work. This TRADE CONTRACTOR shall review the project SCHEDULE (ADD #1) included in this project manual and provide sufficient manpower to complete this TRADE CONTRACTOR’s scope of work within the designated durations provided.

Note: This TRADE CONTRACTOR’S scope of work shall be limited to those areas as indicated on plans for Phase C as shown in Construction Exhibits A, B, C and D. This is Phase 3 of 3 phases of the Master Facility Plan, thus some drawings may include areas of work not to be included in this scope of work.

Note: There are phased areas of work that occur per the Construction Schedule. This TRADE CONTRACTOR will need to properly staff the project to meet the durations of the schedule. Failure to do so will result in backcharge to expedite other TRADES.

2. This TRADE CONTRACTOR shall be responsible for furnishing and installing all materials, skilled and/or licensed labor, equipment, tools, etc... to complete all aspects of this trade contractor’s work including: Site Restoration, Turfs and Grasses, Shrubs, Perennials, Top Soils, Sod, Exterior Plants and Trees, Mulch, Topsoil Backfill, Erosion Control Blanket,
3. This TRADE CONTRACTOR shall be responsible for furnishing and **all** fine grading of topsoil that will be left at (+/- 0.1 foot).
4. This TRADE CONTRACTOR shall be responsible for the furnish and install of the Site Restoration (all areas affected by construction activities), the Turf & Grasses, Sod, Exterior Plants & Trees, etc... as shown and detailed on both the Civil and Landscape Drawings. All work to include the furnish, install, maintenance and subsequent removal of Erosion Control Measures shown in relation to this scope..

NOTE: This TRADE CONTRCTOR shall be responsible for all “Landscape Notes” and “Legends” as established on Drawings L1.01, L1.03, L1.04 and L2.01.

NOTE: This TRADE CONTRACTOR shall be responsible for the Pavers and Lanscaping shown on Exhibit D. All the subbase has been procured through BG #7. This work in this area will take place in Summer of 2020.

NOTE: This TRADE CONTRACTOR shall be responsible for all work bubbled in RED in Exhibit B. This also includes the roof pavers, including pedestals, shown on A2.04C.

5. This TRADE CONTRACTOR shall be responsible to provide and install all trees, shrubs, perennials / ground covers, grasses and vines as established per the Plant List on the drawings and specs.
6. This TRADE CONTRACTOR shall be responsible for and compliant with all specified requirements including but not limited to all: Performance Requirements, Submittals, QA, Testing, Training, QC, as specified and pertaining to this trade contractor's work as noted in the plans and specifications.

NOTE: This TRADE CONTRACTOR shall be responsible for providing all shop drawings, submittals and samples per project specifications in a timely manner.

7. This TRADE CONTRACTOR to provide sufficient equipment, material, skilled manpower, supervision and/or premium time/shift work (all without additional compensation) as may be required to complete the work of this Trade Contractor in accordance with the overall project schedule.
8. This TRADE CONTRACTOR is responsible to provide all ladders, scaffolding, hoisting, lifts, etc. necessary to complete work in accordance with project schedule.
9. All mobilizations and demobilizations related costs of this TRADE CONTRACTOR are to be included without consideration of additional compensation.

ALLOWANCES, BOND, & ALTERNATES

10. This TRADE CONTRACTOR **shall include an allowance of \$25,000.00 in their base bid** to account for any unforeseen restoration conditions. Contract amounts will be adjusted by change order for amounts greater or less than the allowance. Allowance to be utilized only at the direction of Construction Manager.
11. This TRADE CONTRACTOR will be required to provide a Performance and Payment Bond for their work in accordance with 00201 of the General Conditions.

ACCEPTANCE

Accepted as listed above in addition to terms and conditions of the original construction documents on which the bid was based.

Company: Wight Construction Services, Inc.
2500 North Frontage Road
Darien, IL 60561

Signed: _____
Printed Name: _____
Position: _____
Date: _____

END OF SECTION 003000 –Scope

003000-2

BID DATE: January 24th at 1:00 p.m.. (CST)
(as date/time stamped by District 99's Receptionist)

BID TO: Community High School District 99
Administrative Center
6301 Springside Avenue
Downers Grove, IL 60516

RECEIVED BY:

BID FROM: _____

BID FOR: ***Bid Group 10 Bid Package #82– Selective Demolition & Partial Wrecking
Phase C***

North High School
4436 Main Street
Downers Grove, IL 60515

It is required to have one original and one copy of your bid form.

THE UNDERSIGNED:

Acknowledges receipt of:

Plans and specifications for the work indicated above.

Addenda: No. _____ dated _____
No. _____ dated _____
No. _____ dated _____
No. _____ dated _____

Having examined the site of the work, and having familiarized himself or herself with local conditions affecting the cost of the work and with all requirements of the bidding documents including Instructions to Bidders, drawings, specifications and duly issued addenda as prepared by the architect, Wight & Company, hereby agrees to perform all work and furnish all labor, material and equipment specifically required of him by the bidding documents and such additional work as may be included as related requirements in other divisions or sections of the specifications, exclusive of alternate bids.

Agrees:

To furnish and install the described material and/or services for stated lump sum price.

To hold this bid open until **90** calendar days after bid opening date.

DIVISION 0 – BIDDING & CONTRACT REQUIREMENTS
SECTION 00382 - BID FORM

To accept the provisions of the General Provisions (Project Manual Division 0 – Bidding & Contracting Requirements Section 00201) and disposition of bid security.

To enter into and execute a contract with the Owner, if awarded on the basis of this bid, and in connection therewith to:

1. Furnish all bonds and insurance required by the bidding documents.
2. Accomplish the work in accordance with the contract.
3. Complete the work within the contract time herein specified.

Completion Time:

The undersigned agrees to begin construction immediately, or as directed by the Construction Manager, upon notice of contract award and to perform the following components of the work in accordance with the Construction Manager's Construction. This schedule is bound in the Project Manual. See attached scope of work in section 0300.

SCOPE OF WORK:

The work in this agreement (without additional compensation) shall include, but shall not necessarily be limited to, all skilled labor, supervision, premium time, materials, tools, equipment, plant, supplies, samples, shop drawings, design/engineering drawings, layout, transportation, supervision, contributions, insurance, taxes (if applicable), compliance with all agencies (City / Village, County, State, Federal and/or any other jurisdictional agency, as may be required) and/or all services and facilities necessary and/or required for the performance of all Work shown, detailed, and/or implied by the following documents and as defined herein.

It is understood that this Trade Contractor shall perform the Work for a complete and operational system as indicated or implied in all Contract Documents. It is recognized and understood that the documents upon which the bid is based are at a conceptual phase and this Contractor who has certain skills and judgments based upon his knowledge of techniques, procedures, systems, general state of the art of his specialty is expected to include in the scope of work, all items required in order to carry out a complete and functional system whether or not shown or described in the contract documents. This contract will be awarded on the basis of such documents with the understanding that this contractor is to furnish and install all items required for the proper completion of this work without adjustment to this contract price. No extra payments shall be made of claims entertained as a result of such items, unless it can be clearly demonstrated to be added scope to the contract and beyond the original intent of the documents.

Contractor to provide all Trade Contract work referenced in:

1. Any sheet of this bid group package including (reference Division 0 – Bidding and Contract Requirements, Section 00200 – Notice to Bidders).
2. Specification 00300 Bid Packages Scope Document.

WORK BASE BID: For providing all work including all allowances as required for the completion of the construction of the base bid project as shown on the drawings and specifications and NOT including alternate bids and/or contractor's proposed alternates and substitutes.

BASE BID

TOTAL BASE BID AMOUNT NORTH HIGH SCHOOL MASTER FACILITY PLAN

_____ Dollars (\$ _____)

1. This TRADE CONTRACTOR shall include an allowance of **\$75,000.00 in their base bid** to account for any unforeseen conditions. Contract amounts will be adjusted by change order for amounts greater or less than the allowance. Allowance to be utilized only at the direction of Construction Manager.

2. **Alt. Bid #1** - This TRADE CONTRACTOR shall provide an Alternate Price to remove and legally dispose all accordion gates as shown on AD2.01E.

_____ Dollars (\$ _____)

3. **Alt. Bid #2** – This TRADE CONTRACTOR shall provide an alternate price to remove and legally dispose of items shown as Alternate Work on sheet AD2.02E. The Masonry Demolition per note D3 will be an alternate to the Masonry BP #85 and is not to be included in this Alternate.

_____ Dollars (\$ _____)

BONDS:

This TRADE CONTRACTOR will be required to provide a Performance and Payment Bond for their work in accordance with 00201 of the General Conditions.

Award Basis:

The project will be awarded based upon the attached Evaluation Criteria, Section 301a. Owner and Construction Manager alternate's may be considered to find the most qualified bidder if the result of combining the base bid and the selected alternate(s) is the most qualified bid, and is to the benefit of the owner.

Each of the following amounts for alternate construction includes the entire cost of such construction, except as otherwise noted. Acceptance of any or all of the alternates for inclusion in the contract is the sole prerogative of the owner.

All additional costs due to the alternates are included in the amount to be added to the base bid, so that no additional costs will be borne by the owner due to acceptance of alternates. This alternate price is not to be included in the base bid price.

Owner Requested Alternates:

Each of the following amounts for alternate construction includes the entire cost of such construction, except as otherwise noted. Acceptance of any or all of the alternates for inclusion in the contract is the sole prerogative of the owner.

All additional costs due to the alternates are included in the amount to be added to the base bid, so that no additional costs will be borne by the owner due to acceptance of alternates.

Proposed Alternates: (Contractors Proposed Alternates)

Item Specified	Proposed Alternate	Change in Bid Price
1. _____	_____	_____
2. _____	_____	_____
3. _____	_____	_____

Owner Requested Unit Prices/Allowances (as applicable to this Trade Contractor's scope of work) (additive or deductive).

This trade contractor includes _____ dumpsters for all refuse caused by this trade contractor's

work
in the amount of _____
Dollars (\$ _____) Note: trade contractors are to include in their bid form submittal the quantity of dumpsters required to complete their work and the cost associated with same. Dumpster costs will be subtracted by change order. Dumpsters will be procured and managed by Construction Manager. Note: Dumpster use in excess of that proposed by this Trade Contractor will be adjusted by back charge.

Owner Requested Scheduling Information:

Note: The work of this Trade Contractor is to be completed in accordance with the overall project schedule as identified elsewhere in this project manual and/or as subsequently directed by Construction Manager. This Trade Contractor shall submit a proposed submittals list/schedule/material log within five (5) calendar days of Notice To Proceed.

1. Shop drawings / Submittal for this trade contractor will be submitted within 10 calendar days of receipt of notice to proceed.

Bid Acceptance:

If written notice of the acceptance of this bid is mailed, telegraphed or delivered to the undersigned within the time noted herein, after the date of opening of bids or at any time thereafter before this bid is withdrawn, the undersigned agrees that he will execute a construction contract in accordance with the bids as accepted.

The Owner reserves the right to award the contract to its best interests, review and accept any and all value engineering alternatives, negotiate with the lowest responsible bidder, to reject any or all bids, to waive any informalities in bidding and to hold all bids for the bid guarantee period. The Owner reserves the right to award separate contracts for any of the items of work bid herein.

Bid Deposit:

The undersigned furnishes herewith, as required in the Instructions to Bidders, a bid deposit in the amount of ten percent (10%) of the amount bid in the form of Cashier's Check, or Certified Check, made payable to the Owner or Bid Bond, naming the Owner as obligee. (Bidder to check form of deposit furnished.)

It is understood and agreed that should the undersigned fail to enter into a contract with the Owner or furnish acceptable contract security within the time and in the manner herein provided, the bid deposit shall be retained by the Owner as liquidated damages and not as a forfeiture. As it is impossible to determine precisely an exact amount of damages the Owner will sustain, it is agreed that the bid deposit is a fair and equitable estimate of such damages.

REPRESENTATIONS AND CERTIFICATIONS:

The bidder makes the following representations and certifications as part of his bid on the project herein identified in the Bid Form. In the case of a joint venture bid, each party represents and certifies as to his own organization.

AVAILABILITY. The number and amount of contracts and awards pending which I am and/or will be obligated to perform, now and during the course of the project, will not interfere with or hinder the timely prosecution of my work.

SURETY. I have notified a Surety Company that I am submitting a bid for work to be performed on the project. The Surety Company has agreed to issue a performance and labor and material payment bond for my work, if my bid is accepted and the contract awarded to me.

INDEPENDENT PRICE DETERMINATION. The contract sum in this bid has been arrived at independently, without consultation, communication or agreement for the purpose of restricting competition.

PREVAILING WAGE. The contractor and each subcontractor shall pay not less than the general prevailing rate of

DIVISION 0 – BIDDING & CONTRACT REQUIREMENTS
SECTION 00382 - BID FORM

hourly wages for work of a similar character in the locality in which the work is performed and not less than general prevailing rate of hourly wages for legal holidays and overtime work in the performance of work under this contract, as established by the Illinois Department of Labor, pursuant to an act of the General Assembly of the State of Illinois approved June 26, 1941 as amended according to Section 820 ILCS 130/1.

Pursuant to Section 820 ILCS 130/5, the contractor and each subcontractor shall keep an accurate record showing the names and occupation of all laborers, workers and mechanics employed by them, and also showing the actual hourly wages paid to each such individual, which record shall be open at all reasonable hours to inspection by the Owner, its officers and agents, and to agents of the Illinois Department of Labor.

The contractor and each subcontractor hereby agree, jointly and severally, to defend, indemnify and hold harmless the Owner from any and all claims, demands, liens or suits of any kind or nature whatsoever (including suits for injunctive relief) by the Illinois Department of Labor under the Illinois Prevailing Wage Act, Section 820 ILCS 130/1., or by any laborer, worker or mechanic employed by the contractor or the subcontractor who alleges that he has been paid for his services in a sum less than prevailing wage rates required by Illinois law. The Owner agrees to notify the contractor or subcontractor of the pendency of any such claim, demand, lien or suit.

DIVISION 0 – BIDDING & CONTRACT REQUIREMENTS
SECTION 00382 - BID FORM

By submitting a bid, each bidder agrees to waive any claim it has or may have against the Owner, the Architect, Engineer, Construction Manager and their respective employees, arising out of or in connection with the administration, evaluation, or recommendation of any bid; waiver of any requirements under the Bid Documents; or the Contract Document; acceptance or rejection of any bids; and award of the Contract.

Signature:

Respectfully submitted this _____ day _____, 2019

Type of Firm (Bidder to indicate)

_____ Individual

_____ Partnership

_____ Corporation

_____ Joint Venture

_____ Other

(CORPORATE SEAL)

(Firm Name)

(Address)

_____ (Telephone Number) _____ (FAX)

(E-mail Address)

(Bidder's Signature)

(Title)

Subscribed and sworn to me
this _____ day of _____, 2019

NOTE: All pages of this bid form must be returned with your proposal. Failure to do so shall disqualify your bid.

CERTIFICATE OF BIDDER ELIGIBILITY

720 ILCS 5/33E-11 REQUIRES THAT ALL CONTRACTORS BIDDING FOR PUBLIC AGENCIES IN THE State of Illinois certify that they are not barred from bidding on public contracts for bid rigging or bid rotation.

The following certification must be signed and submitted with bidder's bid proposal. FAILURE TO DO SO MAY RESULT IN DISQUALIFICATION OF THE BIDDER.

_____, as part of its bid for the _____ work for Community High School District 99, Downers Grove, Illinois, DuPage County, Illinois certified that said contractor is not barred from bidding on the aforementioned contract as a result of violation of either 720 ILCS 5/33E-3 or 720 ILCS 5/33-E4.

Firm: _____

By: _____
(Signature)

(Printed Name & Title)

SUBSCRIBED AND SWORN TO before me

This _____ day of _____, 2019

NOTARY PUBLIC

**CRIMINAL CODE CERTIFICATION
AS REQUIRED BY:
STATE OF ILLINOIS CRIMINAL CODE OF 2012, 720 ILCS 5/33E-11**

I, _____ the individual whose signature appears below on this bid/contract
for _____ hereby certify that the bidding
party/contracting party is not barred from bidding on the contract as a result of a violation of either Section 33E-3 or
Section 33E-4 of 720 ILCS 5/33E-3 or 5/33E-4 of the Illinois Compiled Statutes, as amended.

By: _____
Authorized Agent of Contractor (name and title)

SUBSCRIBED AND SWORN to before
me this ____ day _____, 20__.

Notary Public

EQUAL EMPLOYMENT OPPORTUNITY

Section I. This EQUAL EMPLOYMENT OPPORTUNITY CLAUSE is required by the Illinois Human Rights Act and the Rules and Regulations of the Illinois Department of Human Rights published at 44 Illinois Administrative Code Section 750, *et seq.*

Section II. In the event of the Contractor's noncompliance with any provision of this Equal Employment Opportunity Clause, the Illinois Human Rights Act, or the Rules and Regulations of the Department of Human Rights (hereinafter referred to as the Department) the Contractor may be declared ineligible for future contracts or subcontracts with the State of Illinois or any of its political subdivisions or municipal corporations, and this Contract may be canceled or voided in whole or in part, and other sanctions or penalties may be imposed or remedies involved as provided by statute or regulation.

During the performance of this Agreement, the Contractor agrees:

A. That it will not discriminate against any employee or applicant for employment because of race, color, religion, sex, sexual orientation, national origin or ancestry, citizenship status, age, physical or mental disability unrelated to ability, military status or an unfavorable discharge from military service; and further that it will examine all job classifications to determine if minority persons or women are underutilized and will take appropriate affirmative action to rectify any such underutilization.

B. That, if it hires additional employees in order to perform this Contract, or any portion hereof, it will determine the availability (in accordance with the Department's Rules and Regulations) of minorities and women in the area(s) from which it may reasonably recruit and it will hire for each job classification for which employees are hired in such a way that minorities and women are not underutilized.

C. That, in all solicitations or advertisements for employees placed by it or on its behalf, it will state that all applicants will be afforded equal opportunity without discrimination because of race, color, religion, sex, sexual orientation, marital status, national origin or ancestry, citizenship status, age, or physical or mental handicap unrelated to ability, military status or an unfavorable discharge from military service.

D. That it will send to each labor organization or representative of workers with which it has or is bound by a collective bargaining or other agreement or understanding, a notice advising such labor organization or representative of the Vendor's obligations under the Illinois Human Rights Act and Department's Rules and Regulations. If any labor organization or representative fails or refuses to cooperate with the Contractor in its efforts to comply with the Act and Rules and Regulations, the Contractor will promptly notify the Department and the contracting agency and will recruit employees from other sources when necessary to fulfill its obligations under the Contract.

E. That it will submit reports as required by the Department's Rules and Regulations, furnish all relevant information as may from time to time be requested by the Department or the contracting agency, and in all respects comply with the Illinois Human Rights Act and Department's Rules and Regulations.

F. That it will permit access to all relevant books, records, accounts and work sites by personnel of the contracting agency and Department for purposes of investigation to ascertain compliance with the Illinois Human Rights Act and Department's Rules and Regulations.

G. That it will include verbatim or by reference the provisions of this Equal Employment Opportunity Clause in every subcontract it awards under which any portion of this Contract obligations are undertaken or assumed, so that such provisions will be binding upon such subcontractor. In the same manner as the other provisions of this Agreement, the Contractor will be liable for compliance with applicable provisions of this clause by such subcontractors; and further it will promptly notify the contracting agency and the Department in the event any subcontractor fails or refuses to comply therewith. In addition, the Contractor will not utilize any subcontractor declared by the Illinois Human Rights Department to be ineligible for contracts or subcontracts with the State of Illinois or any of its political subdivisions or municipal corporations.

ACKNOWLEDGED AND AGREED TO:

By: _____
Authorized Agent of Contractor (name and title)

DATE: _____

SEXUAL HARASSMENT POLICY

_____, having submitted a bid for _____ (Name of Contractor)
_____ to Community High School District No. 00, hereby
certifies that said contractor has a written sexual harassment policy in place in full compliance with 775 ILCS 5/2-
105 (A) (4).

By: _____
Authorized Agent of Contractor (name and title)

SUBSCRIBED AND SWORN to before
me this _____ day _____, 20____.

Notary Public

TAX CERTIFICATION

I, _____, having been first duly sworn depose and state as follows:

I, _____, am the duly authorized agent for
_____ which has submitted a proposal to Community
High School District No. 99 for

_____ and I hereby certify that
_____ is not delinquent in the payment of any tax administered by the
Illinois Department of Revenue, or if it is:

a. it is contesting its liability for the tax or the amount of tax in accordance with procedures established by the appropriate Revenue Act; or

b. it has entered into an agreement with the Department of Revenue for payment of all taxes due and is currently in compliance with that agreement.

By: _____
Authorized Agent of Contractor (name and title)

SUBSCRIBED AND SWORN to before
me this _____ day _____, 20__.

Notary Public

SUBSTANCE ABUSE PREVENTION ON PUBLIC WORKS PROJECTS

The Contractor certifies that it has in place a written program that meets or exceeds the program requirements of the Substance Abuse Prevention on Public Works Projects Act (Public Act 95-0635), and will provide a copy thereof to Community High School District No. 99 prior to commencement of work on the Project.

By: _____
Authorized Agent of Contractor (name and title)

SUBSCRIBED AND SWORN to before
me this ____ day _____, 20__.

Notary Public

**CERTIFICATE REGARDING
EMPLOYMENT OF ILLINOIS WORKERS ON PUBLIC WORKS**

_____ agrees if at the time the Agreement is executed, or if during the term of the Agreement, there is excessive unemployment in Illinois as defined in the Employment of Illinois Workers on Public Works Act, 30- ILCS 570/0/01 et seq., as two consecutive months of unemployment exceeding 5%, then _____ agrees to employ Illinois laborers in accordance with the Employment of Illinois Workers on Public Works Act. An "Illinois laborer" is defined as any person who has resided in Illinois for at least thirty (30) days and intends to become or remain an Illinois resident.

Firm: _____

By: _____
(Signature)

(Printed Name & Title)

SUBSCRIBED AND SWORN TO before me

This _____ day of _____, 2019

NOTARY PUBLIC

PREVAILING WAGE AFFIDAVIT

AFFIDAVIT: "I (we) hereby certify and affirm that if awarded a contract with Community High School District 99, we will comply fully with the "Illinois Prevailing Wage Act (Ill. Rev. Stat., 1987 Ch. 48, Sections 398 s-1-12 as amended by Public Act 86-693 and 86-799 effected January 1, 1990, and any other amendments effective thereafter)". We further understand that current prevailing wage standards are included in the Supplementary General Conditions.

The following affidavit must be signed and submitted with bidder's bid proposal. FAILURE TO DO SO MAY RESULT IN DISQUALIFICATION OF THE BIDDER.

_____, as part of its bid for the _____ work for Community High School District 99, Downers Grove, Illinois, certifies that said contractor is not barred from bidding on the aforementioned contract as a result of a violation of the Illinois Prevailing Wage Act (Ill. Rev. Stat., 1987 Ch. 48, Sections 398 s-1-12 as amended by Public Act 86-693 and 86-799 effected January 1, 1990).

Firm: _____

By: _____
(Signature)

(Printed Name & Title)

SUBSCRIBED AND SWORN TO before me

This _____ day of _____, 2019

NOTARY PUBLIC

NON-COLLUSION AFFIDAVIT

AFFIDAVIT: "I (we) hereby certify and affirm that my (our) proposal was prepared independently for this project and that it contains no fees or amounts other than that for the legitimate execution of this work as specified and that it includes no understanding or agreements in restraint of trade."

The following affidavit must be signed and submitted with bidder's bid proposal.
FAILURE TO DO SO MAY RESULT IN DISQUALIFICATION OF THE BIDDER.

_____, as a part of its bid for the _____ work for
Community High School District 99, Downers Grove, Illinois, certifies that said Contractor is not barred from bidding
on the aforementioned contract as a result of a violation of the above Non-Collusion Affidavit.

Firm: _____

By: _____
(Signature)

(Printed Name & Title)

SUBSCRIBED AND SWORN TO before me

This _____ day of _____, 2019

NOTARY PUBLIC

Criminal Background Investigations

Contractor hereby represents, warrants and certified that no officer or director thereof has any knowledge that any employee thereof has been convicted of committing or attempting to commit "Criminal Code of 1961," 720 ILCS, Sections 5/11-6 (Indecent solicitation of a child), 5/11-9 (Public indecency), 5/11-14 (Prostitution), 5/11-15 (Soliciting for a prostitute), 5/11-15.1 (Soliciting for a juvenile prostitute), 5/11-19 (Pimping), 5/11-19.1 (Juvenile pimping), 5/11-19.2 (Exploitation of a child), 5/11-20 (Obscenity), 5/11-20.1 (Sexual assault), 5/12-14 (Aggravated criminal sexual assault), 5/12-15 (Criminal sexual abuse), and 5/120-16 (Aggravated criminal sexual abuse), and/or those offenses defined in the "Cannabis Control Act," 720 ILCS, 550/1 et seq. (except the "Illinois Controlled Substances Act," 720 ILCS 570/100 et seq. and/or any offense committed or attempted in any other state or against the laws of the United States, which if committed or attempted in this State, would have been punishable as one or more of the foregoing offenses.

Contractor further agrees that it shall not employ any person who have or may have direct, daily contact with the pupils of any school in the district, and for whom a criminal background investigation has not been conducted pursuant hereto, and further represents and agrees that all applicants for any such employment shall furnish with their applications the attached written "Authorization for Criminal Background Information" form authorizing the Board of Education to request a criminal background investigation of said applicant pursuant to Section 5/10-21.9 of the School Code of Illinois and to receive criminal history record information pursuant thereto to determine if the applicant has been convicted of committing or attempting to commit any of the criminal or drug offenses enumerated above. Contractor further agrees to submit with said authorization payment for any costs and expenses associated with the criminal background investigation.

Contractor further represents, warrants, and certifies that no applicant for employment with respect to whom the criminal investigation reveals any conviction for committing and/or attempting to commit any of the above enumerated offenses shall be employed thereby in any position that involves or may involve contact with the students of the school district.

This certification is executed on the date hereinafter indicated by the designated contractor by its duly authorized officer.

Firm: _____

By: _____
(Signature)

(Printed Name & Title)

Date: _____

Criminal Background Investigation

The undersigned hereby authorizes in Board of Education of Community High School District 99, Downers Grove, Illinois, to request a criminal background investigation from the Illinois State Police, pursuant to Section 5/10-21.9 of the School Code of Illinois, 105 ILCS 5/10-21.9 and to receive criminal history record information pursuant thereto.

By: _____
(Signature of Applicant of Employee)

(Printed or Typed Name of Applicant Employee)

Date: _____

BUSINESS CLASSIFICATION

a) Business Entity (check one)

Corporation (Publicly held)* Not-for-Profit* Government Agency/Public Institution*
 Corporation (Privately held) Partnership Sole Proprietor

* If checked, do not complete section III (b) and (c) below.

b) Business Ownership (check one) If minority or woman owned, attach copy of certification evidence.

Large Business: Male Owned Woman Owned
Small Business: Male Owned Woman Owned

BUSINESS DEFINITIONS

Small Business Concern - an independently owned and operated concern certified, or certifiable, as a small business by the Federal Small Business Administration (SBA). Standard Industrial Classification (SIC) codes may be found in the Federal Acquisition Regulations, Section 19.102 or in the Federal Procurement Regulations, Section 1-1.701.

Small Disadvantaged or Minority Business Concern - a small business concern which is at least fifty-one percent (51%) owned by one or more socially and economically disadvantaged individuals or in the case of any publicly owned business, at least fifty-one percent (51%) of the stock of which is owned by such individuals; and whose management and daily business operations are controlled by one or more of such individuals. Business owners who certify that they are members of named groups (Black Americans, Hispanic Americans, Native Americans, Asian-Pacific Americans) are considered socially and economically disadvantaged.

Woman-Owned Business - a business concern that is at least fifty-one percent (51%) owned by a woman or women who also control and operate it. "Control" in this context means exercising the power to make policy decisions. "Operate" in this context means being actively involved in the day-to-day management.

c) Race/Ethnicity of Ownership (check one) based on definitions below.

Black Asian/Pacific or Asian/Indian Caucasian
 Hispanic Native American (American Indians, Eskimos, Aleuts and native Hawaiians)

ETHNIC GROUP DEFINITIONS

Black Americans: United States citizens whose origins are in any of the Black racial groups of Africa.
Hispanic Americans: United States citizens whose origins are in Mexico, Puerto Rico, Cuba, Portugal, Central or Central America.
Native Americans: United States citizens whose origins are in any of the original peoples of North America, i.e., American Indians, Eskimos, Aleuts and native Hawaiians.
Asian Pacific/Asian Indian Americans: United States citizens whose origins are in Japan, China, Korea, Taiwan, Cambodia, Laos, Vietnam, the Philippines, Samoa, Guam, the U.S. Trust Territories of the Pacific Islands, the Northern Mariana Islands, India, Pakistan, or Bangladesh.

I certify that the business classification and ethnicity indicated above reflects the true and correct status of this business in accordance with current Federal Small Business Administration criteria. I agree to inform Community High School District 99 immediately in writing of any changes to the information contained herein, including changes in ownership, controlling interest or operations. I understand that falsely certifying this information may result in suspension from participation in Community High School District 99 - North High School Phase II project.

Name: _____ Title: _____
(Print or Type)

Signature: _____ Date: _____

END OF SECTION 00301

BID DATE: January 24th at 1:00 p.m. (CST)
(as date/time stamped by District 99's Receptionist)

BID TO: Community High School District 99
Administrative Center
6301 Springside Avenue
Downers Grove, IL 60516

RECEIVED BY:

BID FROM: _____

BID FOR: ***Bid Group 10 Bid Package #83– Excavation & Site Utilities
Phase C***

North High School
4436 Main Street
Downers Grove, IL 60515

It is required to have one original and one copy of your bid form.

THE UNDERSIGNED:

Acknowledges receipt of:

Plans and specifications for the work indicated above.

Addenda: No. _____ dated _____
No. _____ dated _____
No. _____ dated _____
No. _____ dated _____

Having examined the site of the work, and having familiarized himself or herself with local conditions affecting the cost of the work and with all requirements of the bidding documents including Instructions to Bidders, drawings, specifications and duly issued addenda as prepared by the architect, Wight & Company, hereby agrees to perform all work and furnish all labor, material and equipment specifically required of him by the bidding documents and such additional work as may be included as related requirements in other divisions or sections of the specifications, exclusive of alternate bids.

Agrees:

To furnish and install the described material and/or services for stated lump sum price.

To hold this bid open until **90** calendar days after bid opening date.

DIVISION 0 – BIDDING & CONTRACT REQUIREMENTS
SECTION 00383 - BID FORM

To accept the provisions of the General Provisions (Project Manual Division 0 – Bidding & Contracting Requirements Section 00201) and disposition of bid security.

To enter into and execute a contract with the Owner, if awarded on the basis of this bid, and in connection therewith to:

1. Furnish all bonds and insurance required by the bidding documents.
2. Accomplish the work in accordance with the contract.
3. Complete the work within the contract time herein specified.

Completion Time:

The undersigned agrees to begin construction immediately, or as directed by the Construction Manager, upon notice of contract award and to perform the following components of the work in accordance with the Construction Manager's Construction. This schedule is bound in the Project Manual. See attached scope of work in section 0300.

SCOPE OF WORK:

The work in this agreement (without additional compensation) shall include, but shall not necessarily be limited to, all skilled labor, supervision, premium time, materials, tools, equipment, plant, supplies, samples, shop drawings, design/engineering drawings, layout, transportation, supervision, contributions, insurance, taxes (if applicable), compliance with all agencies (City / Village, County, State, Federal and/or any other jurisdictional agency, as may be required) and/or all services and facilities necessary and/or required for the performance of all Work shown, detailed, and/or implied by the following documents and as defined herein.

It is understood that this Trade Contractor shall perform the Work for a complete and operational system as indicated or implied in all Contract Documents. It is recognized and understood that the documents upon which the bid is based are at a conceptual phase and this Contractor who has certain skills and judgments based upon his knowledge of techniques, procedures, systems, general state of the art of his specialty is expected to include in the scope of work, all items required in order to carry out a complete and functional system whether or not shown or described in the contract documents. This contract will be awarded on the basis of such documents with the understanding that this contractor is to furnish and install all items required for the proper completion of this work without adjustment to this contract price. No extra payments shall be made of claims entertained as a result of such items, unless it can be clearly demonstrated to be added scope to the contract and beyond the original intent of the documents.

Contractor to provide all Trade Contract work referenced in:

1. Any sheet of this bid group package including (reference Division 0 – Bidding and Contract Requirements, Section 00200 – Notice to Bidders).
2. Specification 00300 Bid Packages Scope Document.

WORK BASE BID: For providing all work including all allowances as required for the completion of the construction of the base bid project as shown on the drawings and specifications and NOT including alternate bids and/or contractor's proposed alternates and substitutes.

BASE BID

TOTAL BASE BID AMOUNT NORTH HIGH SCHOOL MASTER FACILITY PLAN

_____ Dollars (\$ _____)

1. This TRADE CONTRACTOR shall include an allowance of **\$50,000.00 in their base bid** to account for any unforeseen conditions and SWPP management as needed. Contract amounts will be adjusted by change order for amounts greater or less than the allowance. Allowance to be utilized only at the direction of Construction Manager.

BONDS:

This TRADE CONTRACTOR will be required to provide a Performance and Payment Bond for their work in accordance with 00201 of the General Conditions.

Award Basis:

The project will be awarded based upon the attached Evaluation Criteria, Section 301a. Owner and Construction Manager alternate's may be considered to find the most qualified bidder if the result of combining the base bid and the selected alternate(s) is the most qualified bid, and is to the benefit of the owner.

Each of the following amounts for alternate construction includes the entire cost of such construction, except as otherwise noted. Acceptance of any or all of the alternates for inclusion in the contract is the sole prerogative of the owner.

All additional costs due to the alternates are included in the amount to be added to the base bid, so that no additional costs will be borne by the owner due to acceptance of alternates. This alternate price is not to be included in the base bid price.

Owner Requested Alternates:

Each of the following amounts for alternate construction includes the entire cost of such construction, except as otherwise noted. Acceptance of any or all of the alternates for inclusion in the contract is the sole prerogative of the owner.

All additional costs due to the alternates are included in the amount to be added to the base bid, so that no additional costs will be borne by the owner due to acceptance of alternates.

Proposed Alternates: (Contractors Proposed Alternates)

Item Specified	Proposed Alternate	Change in Bid Price
1. _____	_____	_____
2. _____	_____	_____
3. _____	_____	_____

Owner Requested Unit Prices/Allowances (as applicable to this Trade Contractor's scope of work) (additive or deductive).

This trade contractor includes _____ dumpsters for all refuse caused by this trade contractor's work in the amount of _____ Dollars (\$ _____) Note: trade contractors are to include in their bid form submittal the quantity of dumpsters required to complete their work and the cost associated with same. Dumpster costs will be subtracted by change order. Dumpsters will be procured and managed by Construction Manager. Note: Dumpster use in excess of that proposed by this Trade Contractor will be adjusted by back charge.

Owner Requested Scheduling Information:

Note: The work of this Trade Contractor is to be completed in accordance with the overall project schedule as identified elsewhere in this project manual and/or as subsequently directed by Construction Manager. This Trade Contractor shall submit a proposed submittals list/schedule/material log within five (5) calendar days of Notice To Proceed.

1. Shop drawings / Submittal for this trade contractor will be submitted within 10 calendar days of receipt of notice to proceed.

Bid Acceptance:

If written notice of the acceptance of this bid is mailed, telegraphed or delivered to the undersigned within the time noted herein, after the date of opening of bids or at any time thereafter before this bid is withdrawn, the undersigned agrees that he will execute a construction contract in accordance with the bids as accepted.

The Owner reserves the right to award the contract to its best interests, review and accept any and all value engineering alternatives, negotiate with the lowest responsible bidder, to reject any or all bids, to waive any informalities in bidding and to hold all bids for the bid guarantee period. The Owner reserves the right to award separate contracts for any of the items of work bid herein.

Bid Deposit:

The undersigned furnishes herewith, as required in the Instructions to Bidders, a bid deposit in the amount of ten percent (10%) of the amount bid in the form of Cashier's Check, or Certified Check, made payable to the Owner or Bid Bond, naming the Owner as obligee. (Bidder to check form of deposit furnished.)

It is understood and agreed that should the undersigned fail to enter into a contract with the Owner or furnish acceptable contract security within the time and in the manner herein provided, the bid deposit shall be retained by the Owner as liquidated damages and not as a forfeiture. As it is impossible to determine precisely an exact amount of damages the Owner will sustain, it is agreed that the bid deposit is a fair and equitable estimate of such damages.

REPRESENTATIONS AND CERTIFICATIONS:

The bidder makes the following representations and certifications as part of his bid on the project herein identified in the Bid Form. In the case of a joint venture bid, each party represents and certifies as to his own organization.

AVAILABILITY. The number and amount of contracts and awards pending which I am and/or will be obligated to perform, now and during the course of the project, will not interfere with or hinder the timely prosecution of my work.

SURETY. I have notified a Surety Company that I am submitting a bid for work to be performed on the project. The Surety Company has agreed to issue a performance and labor and material payment bond for my work, if my bid is accepted and the contract awarded to me.

INDEPENDENT PRICE DETERMINATION. The contract sum in this bid has been arrived at independently, without consultation, communication or agreement for the purpose of restricting competition.

PREVAILING WAGE. The contractor and each subcontractor shall pay not less than the general prevailing rate of hourly wages for work of a similar character in the locality in which the work is performed and not less than general prevailing rate of hourly wages for legal holidays and overtime work in the performance of work under this contract, as established by the Illinois Department of Labor, pursuant to an act of the General Assembly of the State of Illinois approved June 26, 1941 as amended according to Section 820 ILCS 130/1.

Pursuant to Section 820 ILCS 130/5, the contractor and each subcontractor shall keep an accurate record showing the names and occupation of all laborers, workers and mechanics employed by them, and also showing the actual hourly wages paid to each such individual, which record shall be open at all reasonable hours to inspection by the

Owner, its officers and agents, and to agents of the Illinois Department of Labor.

The contractor and each subcontractor hereby agree, jointly and severally, to defend, indemnify and hold harmless the Owner from any and all claims, demands, liens or suits of any kind or nature whatsoever (including suits for injunctive relief) by the Illinois Department of Labor under the Illinois Prevailing Wage Act, Section 820 ILCS 130/1., or by any laborer, worker or mechanic employed by the contractor or the subcontractor who alleges that he has been paid for his services in a sum less than prevailing wage rates required by Illinois law. The Owner agrees to notify the contractor or subcontractor of the pendency of any such claim, demand, lien or suit.

DIVISION 0 – BIDDING & CONTRACT REQUIREMENTS
SECTION 00383 - BID FORM

By submitting a bid, each bidder agrees to waive any claim it has or may have against the Owner, the Architect, Engineer, Construction Manager and their respective employees, arising out of or in connection with the administration, evaluation, or recommendation of any bid; waiver of any requirements under the Bid Documents; or the Contract Document; acceptance or rejection of any bids; and award of the Contract.

Signature:

Respectfully submitted this _____ day _____, 2019

Type of Firm (Bidder to indicate)

_____ Individual

_____ Partnership

_____ Corporation

_____ Joint Venture

_____ Other

(CORPORATE SEAL)

(Firm Name)

(Address)

(Telephone Number) (FAX)

(E-mail Address)

(Bidder's Signature)

(Title)

Subscribed and sworn to me
this _____ day of _____, 2019

NOTE: All pages of this bid form must be returned with your proposal. Failure to do so shall disqualify your bid.

CERTIFICATE OF BIDDER ELIGIBILITY

720 ILCS 5/33E-11 REQUIRES THAT ALL CONTRACTORS BIDDING FOR PUBLIC AGENCIES IN THE State of Illinois certify that they are not barred from bidding on public contracts for bid rigging or bid rotation.

The following certification must be signed and submitted with bidder's bid proposal. FAILURE TO DO SO MAY RESULT IN DISQUALIFICATION OF THE BIDDER.

_____, as part of its bid for the _____ work for Community High School District 99, Downers Grove, Illinois, DuPage County, Illinois certified that said contractor is not barred from bidding on the aforementioned contract as a result of violation of either 720 ILCS 5/33E-3 or 720 ILCS 5/33-E4.

Firm: _____

By: _____
(Signature)

(Printed Name & Title)

SUBSCRIBED AND SWORN TO before me

This _____ day of _____, 2019

NOTARY PUBLIC

**CRIMINAL CODE CERTIFICATION
AS REQUIRED BY:
STATE OF ILLINOIS CRIMINAL CODE OF 2012, 720 ILCS 5/33E-11**

I, _____ the individual whose signature appears below on this bid/contract
for _____ hereby certify that the bidding
party/contracting party is not barred from bidding on the contract as a result of a violation of either Section 33E-3 or
Section 33E-4 of 720 ILCS 5/33E-3 or 5/33E-4 of the Illinois Compiled Statutes, as amended.

By: _____
Authorized Agent of Contractor (name and title)

SUBSCRIBED AND SWORN to before
me this ____ day _____, 20__.

Notary Public

EQUAL EMPLOYMENT OPPORTUNITY

Section I. This EQUAL EMPLOYMENT OPPORTUNITY CLAUSE is required by the Illinois Human Rights Act and the Rules and Regulations of the Illinois Department of Human Rights published at 44 Illinois Administrative Code Section 750, *et seq.*

Section II. In the event of the Contractor's noncompliance with any provision of this Equal Employment Opportunity Clause, the Illinois Human Rights Act, or the Rules and Regulations of the Department of Human Rights (hereinafter referred to as the Department) the Contractor may be declared ineligible for future contracts or subcontracts with the State of Illinois or any of its political subdivisions or municipal corporations, and this Contract may be canceled or voided in whole or in part, and other sanctions or penalties may be imposed or remedies involved as provided by statute or regulation.

During the performance of this Agreement, the Contractor agrees:

A. That it will not discriminate against any employee or applicant for employment because of race, color, religion, sex, sexual orientation, national origin or ancestry, citizenship status, age, physical or mental disability unrelated to ability, military status or an unfavorable discharge from military service; and further that it will examine all job classifications to determine if minority persons or women are underutilized and will take appropriate affirmative action to rectify any such underutilization.

B. That, if it hires additional employees in order to perform this Contract, or any portion hereof, it will determine the availability (in accordance with the Department's Rules and Regulations) of minorities and women in the area(s) from which it may reasonably recruit and it will hire for each job classification for which employees are hired in such a way that minorities and women are not underutilized.

C. That, in all solicitations or advertisements for employees placed by it or on its behalf, it will state that all applicants will be afforded equal opportunity without discrimination because of race, color, religion, sex, sexual orientation, marital status, national origin or ancestry, citizenship status, age, or physical or mental handicap unrelated to ability, military status or an unfavorable discharge from military service.

D. That it will send to each labor organization or representative of workers with which it has or is bound by a collective bargaining or other agreement or understanding, a notice advising such labor organization or representative of the Vendor's obligations under the Illinois Human Rights Act and Department's Rules and Regulations. If any labor organization or representative fails or refuses to cooperate with the Contractor in its efforts to comply with the Act and Rules and Regulations, the Contractor will promptly notify the Department and the contracting agency and will recruit employees from other sources when necessary to fulfill its obligations under the Contract.

E. That it will submit reports as required by the Department's Rules and Regulations, furnish all relevant information as may from time to time be requested by the Department or the contracting agency, and in all respects comply with the Illinois Human Rights Act and Department's Rules and Regulations.

F. That it will permit access to all relevant books, records, accounts and work sites by personnel of the contracting agency and Department for purposes of investigation to ascertain compliance with the Illinois Human Rights Act and Department's Rules and Regulations.

G. That it will include verbatim or by reference the provisions of this Equal Employment Opportunity Clause in every subcontract it awards under which any portion of this Contract obligations are undertaken or assumed, so that such provisions will be binding upon such subcontractor. In the same manner as the other provisions of this Agreement, the Contractor will be liable for compliance with applicable provisions of this clause by such subcontractors; and further it will promptly notify the contracting agency and the Department in the event any subcontractor fails or refuses to comply therewith. In addition, the Contractor will not utilize any subcontractor declared by the Illinois Human Rights Department to be ineligible for contracts or subcontracts with the State of Illinois or any of its political subdivisions or municipal corporations.

ACKNOWLEDGED AND AGREED TO:

By: _____
Authorized Agent of Contractor (name and title)

DATE: _____

SEXUAL HARASSMENT POLICY

_____, having submitted a bid for _____ (Name of Contractor)
_____ to Community High School District No. 00, hereby
certifies that said contractor has a written sexual harassment policy in place in full compliance with 775 ILCS 5/2-
105 (A) (4).

By: _____
Authorized Agent of Contractor (name and title)

SUBSCRIBED AND SWORN to before
me this _____ day _____, 20____.

Notary Public

TAX CERTIFICATION

I, _____, having been first duly sworn depose and state as follows:

I, _____, am the duly authorized agent for _____, which has submitted a proposal to Community
High School District No. 99 for

_____ and I hereby certify that _____ is not delinquent in the payment of any tax administered by the Illinois Department of Revenue, or if it is:

a. it is contesting its liability for the tax or the amount of tax in accordance with procedures established by the appropriate Revenue Act; or

b. it has entered into an agreement with the Department of Revenue for payment of all taxes due and is currently in compliance with that agreement.

By: _____
Authorized Agent of Contractor (name and title)

SUBSCRIBED AND SWORN to before
me this _____ day _____, 20__.

Notary Public

SUBSTANCE ABUSE PREVENTION ON PUBLIC WORKS PROJECTS

The Contractor certifies that it has in place a written program that meets or exceeds the program requirements of the Substance Abuse Prevention on Public Works Projects Act (Public Act 95-0635), and will provide a copy thereof to Community High School District No. 99 prior to commencement of work on the Project.

By: _____
Authorized Agent of Contractor (name and title)

SUBSCRIBED AND SWORN to before
me this ____ day _____, 20__.

Notary Public

**CERTIFICATE REGARDING
EMPLOYMENT OF ILLINOIS WORKERS ON PUBLIC WORKS**

_____ agrees if at the time the Agreement is executed, or if during the term of the Agreement, there is excessive unemployment in Illinois as defined in the Employment of Illinois Workers on Public Works Act, 30- ILCS 570/0/01 et seq., as two consecutive months of unemployment exceeding 5%, then _____ agrees to employ Illinois laborers in accordance with the Employment of Illinois Workers on Public Works Act. An "Illinois laborer" is defined as any person who has resided in Illinois for at least thirty (30) days and intends to become or remain an Illinois resident.

Firm: _____

By: _____
(Signature)

(Printed Name & Title)

SUBSCRIBED AND SWORN TO before me

This _____ day of _____, 2019

NOTARY PUBLIC

PREVAILING WAGE AFFIDAVIT

AFFIDAVIT: "I (we) hereby certify and affirm that if awarded a contract with Community High School District 99, we will comply fully with the "Illinois Prevailing Wage Act (Ill. Rev. Stat., 1987 Ch. 48, Sections 398 s-1-12 as amended by Public Act 86-693 and 86-799 effected January 1, 1990, and any other amendments effective thereafter)". We further understand that current prevailing wage standards are included in the Supplementary General Conditions.

The following affidavit must be signed and submitted with bidder's bid proposal. FAILURE TO DO SO MAY RESULT IN DISQUALIFICATION OF THE BIDDER.

_____, as part of its bid for the _____ work for Community High School District 99, Downers Grove, Illinois, certifies that said contractor is not barred from bidding on the aforementioned contract as a result of a violation of the Illinois Prevailing Wage Act (Ill. Rev. Stat., 1987 Ch. 48, Sections 398 s-1-12 as amended by Public Act 86-693 and 86-799 effected January 1, 1990).

Firm: _____

By: _____
(Signature)

(Printed Name & Title)

SUBSCRIBED AND SWORN TO before me

This _____ day of _____, 2019

NOTARY PUBLIC

NON-COLLUSION AFFIDAVIT

AFFIDAVIT: "I (we) hereby certify and affirm that my (our) proposal was prepared independently for this project and that it contains no fees or amounts other than that for the legitimate execution of this work as specified and that it includes no understanding or agreements in restraint of trade."

The following affidavit must be signed and submitted with bidder's bid proposal.
FAILURE TO DO SO MAY RESULT IN DISQUALIFICATION OF THE BIDDER.

_____, as a part of its bid for the _____ work for
Community High School District 99, Downers Grove, Illinois, certifies that said Contractor is not barred from bidding
on the aforementioned contract as a result of a violation of the above Non-Collusion Affidavit.

Firm: _____

By: _____
(Signature)

(Printed Name & Title)

SUBSCRIBED AND SWORN TO before me

This _____ day of _____, 2019

NOTARY PUBLIC

Criminal Background Investigations

Contractor hereby represents, warrants and certified that no officer or director thereof has any knowledge that any employee thereof has been convicted of committing or attempting to commit "Criminal Code of 1961," 720 ILCS, Sections 5/11-6 (Indecent solicitation of a child), 5/11-9 (Public indecency), 5/11-14 (Prostitution), 5/11-15 (Soliciting for a prostitute), 5/11-15.1 (Soliciting for a juvenile prostitute), 5/11-19 (Pimping), 5/11-19.1 (Juvenile pimping), 5/11-19.2 (Exploitation of a child), 5/11-20 (Obscenity), 5/11-20.1 (Sexual assault), 5/12-14 (Aggravated criminal sexual assault), 5/12-15 (Criminal sexual abuse), and 5/120-16 (Aggravated criminal sexual abuse), and/or those offenses defined in the "Cannabis Control Act," 720 ILCS, 550/1 et seq. (except the "Illinois Controlled Substances Act," 720 ILCS 570/100 et seq. and/or any offense committed or attempted in any other state or against the laws of the United States, which if committed or attempted in this State, would have been punishable as one or more of the foregoing offenses.

Contractor further agrees that it shall not employ any person who have or may have direct, daily contact with the pupils of any school in the district, and for whom a criminal background investigation has not been conducted pursuant hereto, and further represents and agrees that all applicants for any such employment shall furnish with their applications the attached written "Authorization for Criminal Background Information" form authorizing the Board of Education to request a criminal background investigation of said applicant pursuant to Section 5/10-21.9 of the School Code of Illinois and to receive criminal history record information pursuant thereto to determine if the applicant has been convicted of committing or attempting to commit any of the criminal or drug offenses enumerated above. Contractor further agrees to submit with said authorization payment for any costs and expenses associated with the criminal background investigation.

Contractor further represents, warrants, and certifies that no applicant for employment with respect to whom the criminal investigation reveals any conviction for committing and/or attempting to commit any of the above enumerated offenses shall be employed thereby in any position that involves or may involve contact with the students of the school district.

This certification is executed on the date hereinafter indicated by the designated contractor by its duly authorized officer.

Firm: _____

By: _____
(Signature)

(Printed Name & Title)

Date: _____

Criminal Background Investigation

The undersigned hereby authorizes in Board of Education of Community High School District 99, Downers Grove, Illinois, to request a criminal background investigation from the Illinois State Police, pursuant to Section 5/10-21.9 of the School Code of Illinois, 105 ILCS 5/10-21.9 and to receive criminal history record information pursuant thereto.

By: _____
(Signature of Applicant of Employee)

(Printed or Typed Name of Applicant Employee)

Date: _____

BUSINESS CLASSIFICATION

a) Business Entity (check one)

Corporation (Publicly held)* Not-for-Profit* Government Agency/Public Institution*
 Corporation (Privately held) Partnership Sole Proprietor

* If checked, do not complete section III (b) and (c) below.

b) Business Ownership (check one) If minority or woman owned, attach copy of certification evidence.

Large Business: Male Owned Woman Owned
Small Business: Male Owned Woman Owned

BUSINESS DEFINITIONS

Small Business Concern - an independently owned and operated concern certified, or certifiable, as a small business by the Federal Small Business Administration (SBA). Standard Industrial Classification (SIC) codes may be found in the Federal Acquisition Regulations, Section 19.102 or in the Federal Procurement Regulations, Section 1-1.701.

Small Disadvantaged or Minority Business Concern - a small business concern which is at least fifty-one percent (51%) owned by one or more socially and economically disadvantaged individuals or in the case of any publicly owned business, at least fifty-one percent (51%) of the stock of which is owned by such individuals; and whose management and daily business operations are controlled by one or more of such individuals. Business owners who certify that they are members of named groups (Black Americans, Hispanic Americans, Native Americans, Asian-Pacific Americans) are considered socially and economically disadvantaged.

Woman-Owned Business - a business concern that is at least fifty-one percent (51%) owned by a woman or women who also control and operate it. "Control" in this context means exercising the power to make policy decisions. "Operate" in this context means being actively involved in the day-to-day management.

c) Race/Ethnicity of Ownership (check one) based on definitions below.

Black Asian/Pacific or Asian/Indian Caucasian
 Hispanic Native American (American Indians, Eskimos, Aleuts and native Hawaiians)

ETHNIC GROUP DEFINITIONS

Black Americans: United States citizens whose origins are in any of the Black racial groups of Africa.
Hispanic Americans: United States citizens whose origins are in Mexico, Puerto Rico, Cuba, Portugal, Central or Central America.
Native Americans: United States citizens whose origins are in any of the original peoples of North America, i.e., American Indians, Eskimos, Aleuts and native Hawaiians.
Asian Pacific/Asian Indian Americans: United States citizens whose origins are in Japan, China, Korea, Taiwan, Cambodia, Laos, Vietnam, the Philippines, Samoa, Guam, the U.S. Trust Territories of the Pacific Islands, the Northern Mariana Islands, India, Pakistan, or Bangladesh.

I certify that the business classification and ethnicity indicated above reflects the true and correct status of this business in accordance with current Federal Small Business Administration criteria. I agree to inform Community High School District 99 immediately in writing of any changes to the information contained herein, including changes in ownership, controlling interest or operations. I understand that falsely certifying this information may result in suspension from participation in Community High School District 99 - North High School Phase II project.

Name: _____ Title: _____
(Print or Type)

Signature: _____ Date: _____

END OF SECTION 00301

BID DATE: January 24th at 1:00 p.m. (CST)
(as date/time stamped by District 99's Receptionist)

BID TO: Community High School District 99
Administrative Center
6301 Springside Avenue
Downers Grove, IL 60516

RECEIVED BY:

BID FROM: _____

BID FOR: ***Bid Group 10 Bid Package #84– Building & Site Concrete
Phase C***

North High School
4436 Main Street
Downers Grove, IL 60515

It is required to have one original and one copy of your bid form.

THE UNDERSIGNED:

Acknowledges receipt of:

Plans and specifications for the work indicated above.

Addenda: No. _____ dated _____
No. _____ dated _____
No. _____ dated _____
No. _____ dated _____

Having examined the site of the work, and having familiarized himself or herself with local conditions affecting the cost of the work and with all requirements of the bidding documents including Instructions to Bidders, drawings, specifications and duly issued addenda as prepared by the architect, Wight & Company, hereby agrees to perform all work and furnish all labor, material and equipment specifically required of him by the bidding documents and such additional work as may be included as related requirements in other divisions or sections of the specifications, exclusive of alternate bids.

Agrees:

To furnish and install the described material and/or services for stated lump sum price.

To hold this bid open until **90** calendar days after bid opening date.

DIVISION 0 – BIDDING & CONTRACT REQUIREMENTS
SECTION 00384 - BID FORM

To accept the provisions of the General Provisions (Project Manual Division 0 – Bidding & Contracting Requirements Section 00201) and disposition of bid security.

To enter into and execute a contract with the Owner, if awarded on the basis of this bid, and in connection therewith to:

1. Furnish all bonds and insurance required by the bidding documents.
2. Accomplish the work in accordance with the contract.
3. Complete the work within the contract time herein specified.

Completion Time:

The undersigned agrees to begin construction immediately, or as directed by the Construction Manager, upon notice of contract award and to perform the following components of the work in accordance with the Construction Manager's Construction. This schedule is bound in the Project Manual. See attached scope of work in section 0300.

SCOPE OF WORK:

The work in this agreement (without additional compensation) shall include, but shall not necessarily be limited to, all skilled labor, supervision, premium time, materials, tools, equipment, plant, supplies, samples, shop drawings, design/engineering drawings, layout, transportation, supervision, contributions, insurance, taxes (if applicable), compliance with all agencies (City / Village, County, State, Federal and/or any other jurisdictional agency, as may be required) and/or all services and facilities necessary and/or required for the performance of all Work shown, detailed, and/or implied by the following documents and as defined herein.

It is understood that this Trade Contractor shall perform the Work for a complete and operational system as indicated or implied in all Contract Documents. It is recognized and understood that the documents upon which the bid is based are at a conceptual phase and this Contractor who has certain skills and judgments based upon his knowledge of techniques, procedures, systems, general state of the art of his specialty is expected to include in the scope of work, all items required in order to carry out a complete and functional system whether or not shown or described in the contract documents. This contract will be awarded on the basis of such documents with the understanding that this contractor is to furnish and install all items required for the proper completion of this work without adjustment to this contract price. No extra payments shall be made of claims entertained as a result of such items, unless it can be clearly demonstrated to be added scope to the contract and beyond the original intent of the documents.

Contractor to provide all Trade Contract work referenced in:

1. Any sheet of this bid group package including (reference Division 0 – Bidding and Contract Requirements, Section 00200 – Notice to Bidders).
2. Specification 00300 Bid Packages Scope Document.

WORK BASE BID: For providing all work including all allowances as required for the completion of the construction of the base bid project as shown on the drawings and specifications and NOT including alternate bids and/or contractor's proposed alternates and substitutes.

BASE BID

TOTAL BASE BID AMOUNT NORTH HIGH SCHOOL MASTER FACILITY PLAN

_____ Dollars (\$ _____)

1. This TRADE CONTRACTOR shall include an allowance of **\$50,000.00 in their base bid** to account for any unforeseen conditions. Contract amounts will be adjusted by change order for amounts greater or less than the allowance. Allowance to be utilized only at the direction of Construction Manager.

BONDS:

This TRADE CONTRACTOR will be required to provide a Performance and Payment Bond for their work in accordance with 00201 of the General Conditions.

Award Basis:

The project will be awarded based upon the attached Evaluation Criteria, Section 301a. Owner and Construction Manager alternate's may be considered to find the most qualified bidder if the result of combining the base bid and the selected alternate(s) is the most qualified bid, and is to the benefit of the owner.

Each of the following amounts for alternate construction includes the entire cost of such construction, except as otherwise noted. Acceptance of any or all of the alternates for inclusion in the contract is the sole prerogative of the owner.

All additional costs due to the alternates are included in the amount to be added to the base bid, so that no additional costs will be borne by the owner due to acceptance of alternates. This alternate price is not to be included in the base bid price.

Owner Requested Alternates:

Each of the following amounts for alternate construction includes the entire cost of such construction, except as otherwise noted. Acceptance of any or all of the alternates for inclusion in the contract is the sole prerogative of the owner.

All additional costs due to the alternates are included in the amount to be added to the base bid, so that no additional costs will be borne by the owner due to acceptance of alternates.

Proposed Alternates: (Contractors Proposed Alternates)

Item Specified	Proposed Alternate	Change in Bid Price
1. _____	_____	_____
2. _____	_____	_____
3. _____	_____	_____

Owner Requested Unit Prices/Allowances (as applicable to this Trade Contractor's scope of work) (additive or deductive).

This trade contractor includes _____ dumpsters for all refuse caused by this trade contractor's work in the amount of _____ Dollars (\$ _____) Note: trade contractors are to include in their bid form submittal the quantity of dumpsters required to complete their work and the cost associated with same. Dumpster costs will be subtracted by change order. Dumpsters will be procured and managed by Construction Manager. Note: Dumpster use in excess of that proposed by this Trade Contractor will be adjusted by back charge.

Owner Requested Scheduling Information:

Note: The work of this Trade Contractor is to be completed in accordance with the overall project schedule as

identified elsewhere in this project manual and/or as subsequently directed by Construction Manager. This Trade Contractor shall submit a proposed submittals list/schedule/material log within five (5) calendar days of Notice To Proceed.

1. Shop drawings / Submittal for this trade contractor will be submitted within 10 calendar days of receipt of notice to proceed.

Bid Acceptance:

If written notice of the acceptance of this bid is mailed, telegraphed or delivered to the undersigned within the time noted herein, after the date of opening of bids or at any time thereafter before this bid is withdrawn, the undersigned agrees that he will execute a construction contract in accordance with the bids as accepted.

The Owner reserves the right to award the contract to its best interests, review and accept any and all value engineering alternatives, negotiate with the lowest responsible bidder, to reject any or all bids, to waive any informalities in bidding and to hold all bids for the bid guarantee period. The Owner reserves the right to award separate contracts for any of the items of work bid herein.

Bid Deposit:

The undersigned furnishes herewith, as required in the Instructions to Bidders, a bid deposit in the amount of ten percent (10%) of the amount bid in the form of Cashier's Check, or Certified Check, made payable to the Owner or Bid Bond, naming the Owner as obligee. (Bidder to check form of deposit furnished.)

It is understood and agreed that should the undersigned fail to enter into a contract with the Owner or furnish acceptable contract security within the time and in the manner herein provided, the bid deposit shall be retained by the Owner as liquidated damages and not as a forfeiture. As it is impossible to determine precisely an exact amount of damages the Owner will sustain, it is agreed that the bid deposit is a fair and equitable estimate of such damages.

REPRESENTATIONS AND CERTIFICATIONS:

The bidder makes the following representations and certifications as part of his bid on the project herein identified in the Bid Form. In the case of a joint venture bid, each party represents and certifies as to his own organization.

AVAILABILITY. The number and amount of contracts and awards pending which I am and/or will be obligated to perform, now and during the course of the project, will not interfere with or hinder the timely prosecution of my work.

SURETY. I have notified a Surety Company that I am submitting a bid for work to be performed on the project. The Surety Company has agreed to issue a performance and labor and material payment bond for my work, if my bid is accepted and the contract awarded to me.

INDEPENDENT PRICE DETERMINATION. The contract sum in this bid has been arrived at independently, without consultation, communication or agreement for the purpose of restricting competition.

PREVAILING WAGE. The contractor and each subcontractor shall pay not less than the general prevailing rate of hourly wages for work of a similar character in the locality in which the work is performed and not less than general prevailing rate of hourly wages for legal holidays and overtime work in the performance of work under this contract, as established by the Illinois Department of Labor, pursuant to an act of the General Assembly of the State of Illinois approved June 26, 1941 as amended according to Section 820 ILCS 130/1.

Pursuant to Section 820 ILCS 130/5, the contractor and each subcontractor shall keep an accurate record showing the names and occupation of all laborers, workers and mechanics employed by them, and also showing the actual hourly wages paid to each such individual, which record shall be open at all reasonable hours to inspection by the Owner, its officers and agents, and to agents of the Illinois Department of Labor.

DIVISION 0 – BIDDING & CONTRACT REQUIREMENTS
SECTION 00384 - BID FORM

The contractor and each subcontractor hereby agree, jointly and severally, to defend, indemnify and hold harmless the Owner from any and all claims, demands, liens or suits of any kind or nature whatsoever (including suits for injunctive relief) by the Illinois Department of Labor under the Illinois Prevailing Wage Act, Section 820 ILCS 130/1., or by any laborer, worker or mechanic employed by the contractor or the subcontractor who alleges that he has been paid for his services in a sum less than prevailing wage rates required by Illinois law. The Owner agrees to notify the contractor or subcontractor of the pendency of any such claim, demand, lien or suit.

DIVISION 0 – BIDDING & CONTRACT REQUIREMENTS
SECTION 00384 - BID FORM

By submitting a bid, each bidder agrees to waive any claim it has or may have against the Owner, the Architect, Engineer, Construction Manager and their respective employees, arising out of or in connection with the administration, evaluation, or recommendation of any bid; waiver of any requirements under the Bid Documents; or the Contract Document; acceptance or rejection of any bids; and award of the Contract.

Signature:

Respectfully submitted this _____ day _____, 2019

Type of Firm (Bidder to indicate)

_____ Individual

_____ Partnership

_____ Corporation

_____ Joint Venture

_____ Other

(CORPORATE SEAL)

(Firm Name)

(Address)

(Telephone Number) (FAX)

(E-mail Address)

(Bidder's Signature)

(Title)

Subscribed and sworn to me
this _____ day of _____, 2019

NOTE: All pages of this bid form must be returned with your proposal. Failure to do so shall disqualify your bid.

CERTIFICATE OF BIDDER ELIGIBILITY

720 ILCS 5/33E-11 REQUIRES THAT ALL CONTRACTORS BIDDING FOR PUBLIC AGENCIES IN THE State of Illinois certify that they are not barred from bidding on public contracts for bid rigging or bid rotation.

The following certification must be signed and submitted with bidder's bid proposal. FAILURE TO DO SO MAY RESULT IN DISQUALIFICATION OF THE BIDDER.

_____, as part of its bid for the _____ work for Community High School District 99, Downers Grove, Illinois, DuPage County, Illinois certified that said contractor is not barred from bidding on the aforementioned contract as a result of violation of either 720 ILCS 5/33E-3 or 720 ILCS 5/33-E4.

Firm: _____

By: _____
(Signature)

(Printed Name & Title)

SUBSCRIBED AND SWORN TO before me

This _____ day of _____, 2019

NOTARY PUBLIC

**CRIMINAL CODE CERTIFICATION
AS REQUIRED BY:
STATE OF ILLINOIS CRIMINAL CODE OF 2012, 720 ILCS 5/33E-11**

I, _____ the individual whose signature appears below on this bid/contract
for _____ hereby certify that the bidding
party/contracting party is not barred from bidding on the contract as a result of a violation of either Section 33E-3 or
Section 33E-4 of 720 ILCS 5/33E-3 or 5/33E-4 of the Illinois Compiled Statutes, as amended.

By: _____
Authorized Agent of Contractor (name and title)

SUBSCRIBED AND SWORN to before
me this ____ day _____, 20__.

Notary Public

EQUAL EMPLOYMENT OPPORTUNITY

Section I. This EQUAL EMPLOYMENT OPPORTUNITY CLAUSE is required by the Illinois Human Rights Act and the Rules and Regulations of the Illinois Department of Human Rights published at 44 Illinois Administrative Code Section 750, *et seq.*

Section II. In the event of the Contractor's noncompliance with any provision of this Equal Employment Opportunity Clause, the Illinois Human Rights Act, or the Rules and Regulations of the Department of Human Rights (hereinafter referred to as the Department) the Contractor may be declared ineligible for future contracts or subcontracts with the State of Illinois or any of its political subdivisions or municipal corporations, and this Contract may be canceled or voided in whole or in part, and other sanctions or penalties may be imposed or remedies involved as provided by statute or regulation.

During the performance of this Agreement, the Contractor agrees:

A. That it will not discriminate against any employee or applicant for employment because of race, color, religion, sex, sexual orientation, national origin or ancestry, citizenship status, age, physical or mental disability unrelated to ability, military status or an unfavorable discharge from military service; and further that it will examine all job classifications to determine if minority persons or women are underutilized and will take appropriate affirmative action to rectify any such underutilization.

B. That, if it hires additional employees in order to perform this Contract, or any portion hereof, it will determine the availability (in accordance with the Department's Rules and Regulations) of minorities and women in the area(s) from which it may reasonably recruit and it will hire for each job classification for which employees are hired in such a way that minorities and women are not underutilized.

C. That, in all solicitations or advertisements for employees placed by it or on its behalf, it will state that all applicants will be afforded equal opportunity without discrimination because of race, color, religion, sex, sexual orientation, marital status, national origin or ancestry, citizenship status, age, or physical or mental handicap unrelated to ability, military status or an unfavorable discharge from military service.

D. That it will send to each labor organization or representative of workers with which it has or is bound by a collective bargaining or other agreement or understanding, a notice advising such labor organization or representative of the Vendor's obligations under the Illinois Human Rights Act and Department's Rules and Regulations. If any labor organization or representative fails or refuses to cooperate with the Contractor in its efforts to comply with the Act and Rules and Regulations, the Contractor will promptly notify the Department and the contracting agency and will recruit employees from other sources when necessary to fulfill its obligations under the Contract.

E. That it will submit reports as required by the Department's Rules and Regulations, furnish all relevant information as may from time to time be requested by the Department or the contracting agency, and in all respects comply with the Illinois Human Rights Act and Department's Rules and Regulations.

F. That it will permit access to all relevant books, records, accounts and work sites by personnel of the contracting agency and Department for purposes of investigation to ascertain compliance with the Illinois Human Rights Act and Department's Rules and Regulations.

G. That it will include verbatim or by reference the provisions of this Equal Employment Opportunity Clause in every subcontract it awards under which any portion of this Contract obligations are undertaken or assumed, so that such provisions will be binding upon such subcontractor. In the same manner as the other provisions of this Agreement, the Contractor will be liable for compliance with applicable provisions of this clause by such subcontractors; and further it will promptly notify the contracting agency and the Department in the event any subcontractor fails or refuses to comply therewith. In addition, the Contractor will not utilize any subcontractor declared by the Illinois Human Rights Department to be ineligible for contracts or subcontracts with the State of Illinois or any of its political subdivisions or municipal corporations.

ACKNOWLEDGED AND AGREED TO:

By: _____
Authorized Agent of Contractor (name and title)

DATE: _____

SEXUAL HARASSMENT POLICY

_____, having submitted a bid for _____ (Name of Contractor)
_____ to Community High School District No. 00, hereby
certifies that said contractor has a written sexual harassment policy in place in full compliance with 775 ILCS 5/2-
105 (A) (4).

By: _____
Authorized Agent of Contractor (name and title)

SUBSCRIBED AND SWORN to before
me this _____ day _____, 20____.

Notary Public

TAX CERTIFICATION

I, _____, having been first duly sworn depose and state as follows:

I, _____, am the duly authorized agent for
_____ which has submitted a proposal to Community
High School District No. 99 for

_____ and I hereby certify that
_____ is not delinquent in the payment of any tax administered by the
Illinois Department of Revenue, or if it is:

a. it is contesting its liability for the tax or the amount of tax in accordance with procedures established by the appropriate Revenue Act; or

b. it has entered into an agreement with the Department of Revenue for payment of all taxes due and is currently in compliance with that agreement.

By: _____
Authorized Agent of Contractor (name and title)

SUBSCRIBED AND SWORN to before
me this _____ day _____, 20__.

Notary Public

SUBSTANCE ABUSE PREVENTION ON PUBLIC WORKS PROJECTS

The Contractor certifies that it has in place a written program that meets or exceeds the program requirements of the Substance Abuse Prevention on Public Works Projects Act (Public Act 95-0635), and will provide a copy thereof to Community High School District No. 99 prior to commencement of work on the Project.

By: _____
Authorized Agent of Contractor (name and title)

SUBSCRIBED AND SWORN to before
me this ____ day _____, 20__.

Notary Public

**CERTIFICATE REGARDING
EMPLOYMENT OF ILLINOIS WORKERS ON PUBLIC WORKS**

_____ agrees if at the time the Agreement is executed, or if during the term of the Agreement, there is excessive unemployment in Illinois as defined in the Employment of Illinois Workers on Public Works Act, 30- ILCS 570/0/01 et seq., as two consecutive months of unemployment exceeding 5%, then _____ agrees to employ Illinois laborers in accordance with the Employment of Illinois Workers on Public Works Act. An "Illinois laborer" is defined as any person who has resided in Illinois for at least thirty (30) days and intends to become or remain an Illinois resident.

Firm: _____

By: _____
(Signature)

(Printed Name & Title)

SUBSCRIBED AND SWORN TO before me

This _____ day of _____, 2019

NOTARY PUBLIC

PREVAILING WAGE AFFIDAVIT

AFFIDAVIT: "I (we) hereby certify and affirm that if awarded a contract with Community High School District 99, we will comply fully with the "Illinois Prevailing Wage Act (Ill. Rev. Stat., 1987 Ch. 48, Sections 398 s-1-12 as amended by Public Act 86-693 and 86-799 effected January 1, 1990, and any other amendments effective thereafter)". We further understand that current prevailing wage standards are included in the Supplementary General Conditions.

The following affidavit must be signed and submitted with bidder's bid proposal. FAILURE TO DO SO MAY RESULT IN DISQUALIFICATION OF THE BIDDER.

_____, as part of its bid for the _____ work for Community High School District 99, Downers Grove, Illinois, certifies that said contractor is not barred from bidding on the aforementioned contract as a result of a violation of the Illinois Prevailing Wage Act (Ill. Rev. Stat., 1987 Ch. 48, Sections 398 s-1-12 as amended by Public Act 86-693 and 86-799 effected January 1, 1990).

Firm: _____

By: _____
(Signature)

(Printed Name & Title)

SUBSCRIBED AND SWORN TO before me

This _____ day of _____, 2019

NOTARY PUBLIC

NON-COLLUSION AFFIDAVIT

AFFIDAVIT: "I (we) hereby certify and affirm that my (our) proposal was prepared independently for this project and that it contains no fees or amounts other than that for the legitimate execution of this work as specified and that it includes no understanding or agreements in restraint of trade."

The following affidavit must be signed and submitted with bidder's bid proposal.
FAILURE TO DO SO MAY RESULT IN DISQUALIFICATION OF THE BIDDER.

_____, as a part of its bid for the _____ work for
Community High School District 99, Downers Grove, Illinois, certifies that said Contractor is not barred from bidding
on the aforementioned contract as a result of a violation of the above Non-Collusion Affidavit.

Firm: _____

By: _____
(Signature)

(Printed Name & Title)

SUBSCRIBED AND SWORN TO before me

This _____ day of _____, 2019

NOTARY PUBLIC

Criminal Background Investigations

Contractor hereby represents, warrants and certified that no officer or director thereof has any knowledge that any employee thereof has been convicted of committing or attempting to commit "Criminal Code of 1961," 720 ILCS, Sections 5/11-6 (Indecent solicitation of a child), 5/11-9 (Public indecency), 5/11-14 (Prostitution), 5/11-15 (Soliciting for a prostitute), 5/11-15.1 (Soliciting for a juvenile prostitute), 5/11-19 (Pimping), 5/11-19.1 (Juvenile pimping), 5/11-19.2 (Exploitation of a child), 5/11-20 (Obscenity), 5/11-20.1 (Sexual assault), 5/12-14 (Aggravated criminal sexual assault), 5/12-15 (Criminal sexual abuse), and 5/120-16 (Aggravated criminal sexual abuse), and/or those offenses defined in the "Cannabis Control Act," 720 ILCS, 550/1 et seq. (except the "Illinois Controlled Substances Act," 720 ILCS 570/100 et seq. and/or any offense committed or attempted in any other state or against the laws of the United States, which if committed or attempted in this State, would have been punishable as one or more of the foregoing offenses.

Contractor further agrees that it shall not employ any person who have or may have direct, daily contact with the pupils of any school in the district, and for whom a criminal background investigation has not been conducted pursuant hereto, and further represents and agrees that all applicants for any such employment shall furnish with their applications the attached written "Authorization for Criminal Background Information" form authorizing the Board of Education to request a criminal background investigation of said applicant pursuant to Section 5/10-21.9 of the School Code of Illinois and to receive criminal history record information pursuant thereto to determine if the applicant has been convicted of committing or attempting to commit any of the criminal or drug offenses enumerated above. Contractor further agrees to submit with said authorization payment for any costs and expenses associated with the criminal background investigation.

Contractor further represents, warrants, and certifies that no applicant for employment with respect to whom the criminal investigation reveals any conviction for committing and/or attempting to commit any of the above enumerated offenses shall be employed thereby in any position that involves or may involve contact with the students of the school district.

This certification is executed on the date hereinafter indicated by the designated contractor by its duly authorized officer.

Firm: _____

By: _____
(Signature)

(Printed Name & Title)

Date: _____

Criminal Background Investigation

The undersigned hereby authorizes in Board of Education of Community High School District 99, Downers Grove, Illinois, to request a criminal background investigation from the Illinois State Police, pursuant to Section 5/10-21.9 of the School Code of Illinois, 105 ILCS 5/10-21.9 and to receive criminal history record information pursuant thereto.

By: _____
(Signature of Applicant of Employee)

(Printed or Typed Name of Applicant Employee)

Date: _____

BUSINESS CLASSIFICATION

a) Business Entity (check one)

Corporation (Publicly held)* Not-for-Profit* Government Agency/Public Institution*
 Corporation (Privately held) Partnership Sole Proprietor

* If checked, do not complete section III (b) and (c) below.

b) Business Ownership (check one) If minority or woman owned, attach copy of certification evidence.

Large Business: Male Owned Woman Owned
Small Business: Male Owned Woman Owned

BUSINESS DEFINITIONS

Small Business Concern - an independently owned and operated concern certified, or certifiable, as a small business by the Federal Small Business Administration (SBA). Standard Industrial Classification (SIC) codes may be found in the Federal Acquisition Regulations, Section 19.102 or in the Federal Procurement Regulations, Section 1-1.701.

Small Disadvantaged or Minority Business Concern - a small business concern which is at least fifty-one percent (51%) owned by one or more socially and economically disadvantaged individuals or in the case of any publicly owned business, at least fifty-one percent (51%) of the stock of which is owned by such individuals; and whose management and daily business operations are controlled by one or more of such individuals. Business owners who certify that they are members of named groups (Black Americans, Hispanic Americans, Native Americans, Asian-Pacific Americans) are considered socially and economically disadvantaged.

Woman-Owned Business - a business concern that is at least fifty-one percent (51%) owned by a woman or women who also control and operate it. "Control" in this context means exercising the power to make policy decisions. "Operate" in this context means being actively involved in the day-to-day management.

c) Race/Ethnicity of Ownership (check one) based on definitions below.

Black Asian/Pacific or Asian/Indian Caucasian
 Hispanic Native American (American Indians, Eskimos, Aleuts and native Hawaiians)

ETHNIC GROUP DEFINITIONS

Black Americans: United States citizens whose origins are in any of the Black racial groups of Africa.

Hispanic Americans: United States citizens whose origins are in Mexico, Puerto Rico, Cuba, Portugal, Central or Central America.

Native Americans: United States citizens whose origins are in any of the original peoples of North America, i.e., American Indians, Eskimos, Aleuts and native Hawaiians.

Asian Pacific/Asian Indian Americans: United States citizens whose origins are in Japan, China, Korea, Taiwan, Cambodia, Laos, Vietnam, the Philippines, Samoa, Guam, the U.S. Trust Territories of the Pacific Islands, the Northern Mariana Islands, India, Pakistan, or Bangladesh.

I certify that the business classification and ethnicity indicated above reflects the true and correct status of this business in accordance with current Federal Small Business Administration criteria. I agree to inform Community High School District 99 immediately in writing of any changes to the information contained herein, including changes in ownership, controlling interest or operations. I understand that falsely certifying this information may result in suspension from participation in Community High School District 99 - North High School Phase II project.

Name: _____ Title: _____
(Print or Type)

Signature: _____ Date: _____

END OF SECTION 00301

BID DATE: January 24th at 1:00 p.m. (CST)
(as date/time stamped by District 99's Receptionist)

BID TO: Community High School District 99
Administrative Center
6301 Springside Avenue
Downers Grove, IL 60516

RECEIVED BY:

BID FROM: _____

BID FOR: ***Bid Group 10 Bid Package #85 - Masonry
Phase C***

North High School
4436 Main Street
Downers Grove, IL 60515

It is required to have one original and one copy of your bid form.

THE UNDERSIGNED:

Acknowledges receipt of:

Plans and specifications for the work indicated above.

Addenda: No. _____ dated _____
No. _____ dated _____
No. _____ dated _____
No. _____ dated _____

Having examined the site of the work, and having familiarized himself or herself with local conditions affecting the cost of the work and with all requirements of the bidding documents including Instructions to Bidders, drawings, specifications and duly issued addenda as prepared by the architect, Wight & Company, hereby agrees to perform all work and furnish all labor, material and equipment specifically required of him by the bidding documents and such additional work as may be included as related requirements in other divisions or sections of the specifications, exclusive of alternate bids.

Agrees:

To furnish and install the described material and/or services for stated lump sum price.

To hold this bid open until **90** calendar days after bid opening date.

To accept the provisions of the General Provisions (Project Manual Division 0 – Bidding & Contracting Requirements Section 00201) and disposition of bid security.

To enter into and execute a contract with the Owner, if awarded on the basis of this bid, and in connection therewith to:

1. Furnish all bonds and insurance required by the bidding documents.
2. Accomplish the work in accordance with the contract.
3. Complete the work within the contract time herein specified.

Completion Time:

The undersigned agrees to begin construction immediately, or as directed by the Construction Manager, upon notice of contract award and to perform the following components of the work in accordance with the Construction Manager's Construction. This schedule is bound in the Project Manual. See attached scope of work in section 0300.

SCOPE OF WORK:

The work in this agreement (without additional compensation) shall include, but shall not necessarily be limited to, all skilled labor, supervision, premium time, materials, tools, equipment, plant, supplies, samples, shop drawings, design/engineering drawings, layout, transportation, supervision, contributions, insurance, taxes (if applicable), compliance with all agencies (City / Village, County, State, Federal and/or any other jurisdictional agency, as may be required) and/or all services and facilities necessary and/or required for the performance of all Work shown, detailed, and/or implied by the following documents and as defined herein.

It is understood that this Trade Contractor shall perform the Work for a complete and operational system as indicated or implied in all Contract Documents. It is recognized and understood that the documents upon which the bid is based are at a conceptual phase and this Contractor who has certain skills and judgments based upon his knowledge of techniques, procedures, systems, general state of the art of his specialty is expected to include in the scope of work, all items required in order to carry out a complete and functional system whether or not shown or described in the contract documents. This contract will be awarded on the basis of such documents with the understanding that this contractor is to furnish and install all items required for the proper completion of this work without adjustment to this contract price. No extra payments shall be made of claims entertained as a result of such items, unless it can be clearly demonstrated to be added scope to the contract and beyond the original intent of the documents.

Contractor to provide all Trade Contract work referenced in:

1. Any sheet of this bid group package including (reference Division 0 – Bidding and Contract Requirements, Section 00200 – Notice to Bidders).
2. Specification 00300 Bid Packages Scope Document.

WORK BASE BID: For providing all work including all allowances as required for the completion of the construction of the base bid project as shown on the drawings and specifications and NOT including alternate bids and/or contractor's proposed alternates and substitutes.

BASE BID

TOTAL BASE BID AMOUNT NORTH HIGH SCHOOL MASTER FACILITY PLAN

_____ Dollars (\$ _____)

1. This TRADE CONTRACTOR shall include an allowance of **\$75,000.00 in their base bid** to account for any unforeseen conditions and miscellaneous masonry demolition and patching. Contract amounts will be adjusted by change order for amounts greater or less than the allowance. Allowance to be utilized only at the direction of Construction Manager.

2. **Alt. Bid #1 - This TRADE CONTRACTOR shall provide an Alternate Price to remove masonry and tooth in HM Frame and grout (furnished by others) shown on sheet A2.02E and AD2.02E key note D3.**

_____ Dollars (\$ _____)

3. **Alt. Bid #2 - This TRADE CONTRACTOR shall provide an ADD Alternate for the Masonry walls for the (2) Single Use Bathrooms shown on A2.01B.b detailed on 9/A2.11.**

ADD _____ Dollars (\$ _____)

BONDS:

This TRADE CONTRACTOR will be required to provide a Performance and Payment Bond for their work in accordance with 00201 of the General Conditions.

Award Basis:

The project will be awarded based upon the attached Evaluation Criteria, Section 301a. Owner and Construction Manager alternate's may be considered to find the most qualified bidder if the result of combining the base bid and the selected alternate(s) is the most qualified bid, and is to the benefit of the owner.

Each of the following amounts for alternate construction includes the entire cost of such construction, except as otherwise noted. Acceptance of any or all of the alternates for inclusion in the contract is the sole prerogative of the owner.

All additional costs due to the alternates are included in the amount to be added to the base bid, so that no additional costs will be borne by the owner due to acceptance of alternates. This alternate price is not to be included in the base bid price.

Owner Requested Alternates:

Each of the following amounts for alternate construction includes the entire cost of such construction, except as otherwise noted. Acceptance of any or all of the alternates for inclusion in the contract is the sole prerogative of the owner.

All additional costs due to the alternates are included in the amount to be added to the base bid, so that no additional costs will be borne by the owner due to acceptance of alternates.

Proposed Alternates: (Contractors Proposed Alternates)

	Item Specified	Proposed Alternate	Change in Bid Price
1.	_____	_____	_____
2.	_____	_____	_____
3.	_____	_____	_____

Owner Requested Unit Prices/Allowances (as applicable to this Trade Contractor's scope of work) (additive or deductive).

This trade contractor includes _____ dumpsters for all refuse caused by this trade contractor's work in the amount of _____ Dollars (\$ _____) Note: trade contractors are to include in their bid form submittal the quantity of dumpsters required to complete their work and the cost associated with same. Dumpster costs will be subtracted by change order. Dumpsters will be procured and managed by Construction Manager. Note: Dumpster use in excess of that proposed by this Trade Contractor will be adjusted by back charge.

Owner Requested Scheduling Information:

Note: The work of this Trade Contractor is to be completed in accordance with the overall project schedule as identified elsewhere in this project manual and/or as subsequently directed by Construction Manager. This Trade Contractor shall submit a proposed submittals list/schedule/material log within five (5) calendar days of Notice To Proceed.

1. Shop drawings / Submittal for this trade contractor will be submitted within 10 calendar days of receipt of notice to proceed.

Bid Acceptance:

If written notice of the acceptance of this bid is mailed, telegraphed or delivered to the undersigned within the time noted herein, after the date of opening of bids or at any time thereafter before this bid is withdrawn, the undersigned agrees that he will execute a construction contract in accordance with the bids as accepted.

The Owner reserves the right to award the contract to its best interests, review and accept any and all value engineering alternatives, negotiate with the lowest responsible bidder, to reject any or all bids, to waive any informalities in bidding and to hold all bids for the bid guarantee period. The Owner reserves the right to award separate contracts for any of the items of work bid herein.

Bid Deposit:

The undersigned furnishes herewith, as required in the Instructions to Bidders, a bid deposit in the amount of ten percent (10%) of the amount bid in the form of Cashier's Check, or Certified Check, made payable to the Owner or Bid Bond, naming the Owner as obligee. (Bidder to check form of deposit furnished.)

It is understood and agreed that should the undersigned fail to enter into a contract with the Owner or furnish acceptable contract security within the time and in the manner herein provided, the bid deposit shall be retained by the Owner as liquidated damages and not as a forfeiture. As it is impossible to determine precisely an exact amount of damages the Owner will sustain, it is agreed that the bid deposit is a fair and equitable estimate of such damages.

REPRESENTATIONS AND CERTIFICATIONS:

The bidder makes the following representations and certifications as part of his bid on the project herein identified in the Bid Form. In the case of a joint venture bid, each party represents and certifies as to his own organization.

AVAILABILITY. The number and amount of contracts and awards pending which I am and/or will be obligated to perform, now and during the course of the project, will not interfere with or hinder the timely prosecution of my work.

SURETY. I have notified a Surety Company that I am submitting a bid for work to be performed on the project. The Surety Company has agreed to issue a performance and labor and material payment bond for my work, if my bid is accepted and the contract awarded to me.

INDEPENDENT PRICE DETERMINATION. The contract sum in this bid has been arrived at independently, without consultation, communication or agreement for the purpose of restricting competition.

DIVISION 0 – BIDDING & CONTRACT REQUIREMENTS
SECTION 00385 - BID FORM

PREVAILING WAGE. The contractor and each subcontractor shall pay not less than the general prevailing rate of hourly wages for work of a similar character in the locality in which the work is performed and not less than general prevailing rate of hourly wages for legal holidays and overtime work in the performance of work under this contract, as established by the Illinois Department of Labor, pursuant to an act of the General Assembly of the State of Illinois approved June 26, 1941 as amended according to Section 820 ILCS 130/1.

Pursuant to Section 820 ILCS 130/5, the contractor and each subcontractor shall keep an accurate record showing the names and occupation of all laborers, workers and mechanics employed by them, and also showing the actual hourly wages paid to each such individual, which record shall be open at all reasonable hours to inspection by the Owner, its officers and agents, and to agents of the Illinois Department of Labor.

The contractor and each subcontractor hereby agree, jointly and severally, to defend, indemnify and hold harmless the Owner from any and all claims, demands, liens or suits of any kind or nature whatsoever (including suits for injunctive relief) by the Illinois Department of Labor under the Illinois Prevailing Wage Act, Section 820 ILCS 130/1., or by any laborer, worker or mechanic employed by the contractor or the subcontractor who alleges that he has been paid for his services in a sum less than prevailing wage rates required by Illinois law. The Owner agrees to notify the contractor or subcontractor of the pendency of any such claim, demand, lien or suit.

DIVISION 0 – BIDDING & CONTRACT REQUIREMENTS
SECTION 00385 - BID FORM

By submitting a bid, each bidder agrees to waive any claim it has or may have against the Owner, the Architect, Engineer, Construction Manager and their respective employees, arising out of or in connection with the administration, evaluation, or recommendation of any bid; waiver of any requirements under the Bid Documents; or the Contract Document; acceptance or rejection of any bids; and award of the Contract.

Signature:

Respectfully submitted this _____ day _____, 2019

Type of Firm (Bidder to indicate)

_____ Individual

_____ Partnership

_____ Corporation

_____ Joint Venture

_____ Other

(Firm Name)

(Address)

(CORPORATE SEAL)

(Telephone Number) (FAX)

(E-mail Address)

(Bidder's Signature)

(Title)

Subscribed and sworn to me
this _____ day of _____, 2019

NOTE: All pages of this bid form must be returned with your proposal. Failure to do so shall disqualify your bid.

CERTIFICATE OF BIDDER ELIGIBILITY

720 ILCS 5/33E-11 REQUIRES THAT ALL CONTRACTORS BIDDING FOR PUBLIC AGENCIES IN THE State of Illinois certify that they are not barred from bidding on public contracts for bid rigging or bid rotation.

The following certification must be signed and submitted with bidder's bid proposal. FAILURE TO DO SO MAY RESULT IN DISQUALIFICATION OF THE BIDDER.

_____, as part of its bid for the _____ work for Community High School District 99, Downers Grove, Illinois, DuPage County, Illinois certified that said contractor is not barred from bidding on the aforementioned contract as a result of violation of either 720 ILCS 5/33E-3 or 720 ILCS 5/33-E4.

Firm: _____

By: _____
(Signature)

(Printed Name & Title)

SUBSCRIBED AND SWORN TO before me

This _____ day of _____, 2019

NOTARY PUBLIC

**CRIMINAL CODE CERTIFICATION
AS REQUIRED BY:
STATE OF ILLINOIS CRIMINAL CODE OF 2012, 720 ILCS 5/33E-11**

I, _____ the individual whose signature appears below on this bid/contract
for _____ hereby certify that the bidding
party/contracting party is not barred from bidding on the contract as a result of a violation of either Section 33E-3 or
Section 33E-4 of 720 ILCS 5/33E-3 or 5/33E-4 of the Illinois Compiled Statutes, as amended.

By: _____
Authorized Agent of Contractor (name and title)

SUBSCRIBED AND SWORN to before
me this ____ day _____, 20__.

Notary Public

EQUAL EMPLOYMENT OPPORTUNITY

Section I. This EQUAL EMPLOYMENT OPPORTUNITY CLAUSE is required by the Illinois Human Rights Act and the Rules and Regulations of the Illinois Department of Human Rights published at 44 Illinois Administrative Code Section 750, *et seq.*

Section II. In the event of the Contractor's noncompliance with any provision of this Equal Employment Opportunity Clause, the Illinois Human Rights Act, or the Rules and Regulations of the Department of Human Rights (hereinafter referred to as the Department) the Contractor may be declared ineligible for future contracts or subcontracts with the State of Illinois or any of its political subdivisions or municipal corporations, and this Contract may be canceled or voided in whole or in part, and other sanctions or penalties may be imposed or remedies involved as provided by statute or regulation.

During the performance of this Agreement, the Contractor agrees:

A. That it will not discriminate against any employee or applicant for employment because of race, color, religion, sex, sexual orientation, national origin or ancestry, citizenship status, age, physical or mental disability unrelated to ability, military status or an unfavorable discharge from military service; and further that it will examine all job classifications to determine if minority persons or women are underutilized and will take appropriate affirmative action to rectify any such underutilization.

B. That, if it hires additional employees in order to perform this Contract, or any portion hereof, it will determine the availability (in accordance with the Department's Rules and Regulations) of minorities and women in the area(s) from which it may reasonably recruit and it will hire for each job classification for which employees are hired in such a way that minorities and women are not underutilized.

C. That, in all solicitations or advertisements for employees placed by it or on its behalf, it will state that all applicants will be afforded equal opportunity without discrimination because of race, color, religion, sex, sexual orientation, marital status, national origin or ancestry, citizenship status, age, or physical or mental handicap unrelated to ability, military status or an unfavorable discharge from military service.

D. That it will send to each labor organization or representative of workers with which it has or is bound by a collective bargaining or other agreement or understanding, a notice advising such labor organization or representative of the Vendor's obligations under the Illinois Human Rights Act and Department's Rules and Regulations. If any labor organization or representative fails or refuses to cooperate with the Contractor in its efforts to comply with the Act and Rules and Regulations, the Contractor will promptly notify the Department and the contracting agency and will recruit employees from other sources when necessary to fulfill its obligations under the Contract.

E. That it will submit reports as required by the Department's Rules and Regulations, furnish all relevant information as may from time to time be requested by the Department or the contracting agency, and in all respects comply with the Illinois Human Rights Act and Department's Rules and Regulations.

F. That it will permit access to all relevant books, records, accounts and work sites by personnel of the contracting agency and Department for purposes of investigation to ascertain compliance with the Illinois Human Rights Act and Department's Rules and Regulations.

G. That it will include verbatim or by reference the provisions of this Equal Employment Opportunity Clause in every subcontract it awards under which any portion of this Contract obligations are undertaken or assumed, so that such provisions will be binding upon such subcontractor. In the same manner as the other provisions of this Agreement, the Contractor will be liable for compliance with applicable provisions of this clause by such subcontractors; and further it will promptly notify the contracting agency and the Department in the event any subcontractor fails or refuses to comply therewith. In addition, the Contractor will not utilize any subcontractor declared by the Illinois Human Rights Department to be ineligible for contracts or subcontracts with the State of Illinois or any of its political subdivisions or municipal corporations.

ACKNOWLEDGED AND AGREED TO:

By: _____
Authorized Agent of Contractor (name and title)

DATE: _____

SEXUAL HARASSMENT POLICY

_____, having submitted a bid for _____ (Name of Contractor)
_____ to Community High School District No. 00, hereby
certifies that said contractor has a written sexual harassment policy in place in full compliance with 775 ILCS 5/2-
105 (A) (4).

By: _____
Authorized Agent of Contractor (name and title)

SUBSCRIBED AND SWORN to before
me this _____ day _____, 20____.

Notary Public

TAX CERTIFICATION

I, _____, having been first duly sworn depose and state as follows:

I, _____, am the duly authorized agent for
_____ which has submitted a proposal to Community
High School District No. 99 for

_____ and I hereby certify that
_____ is not delinquent in the payment of any tax administered by the
Illinois Department of Revenue, or if it is:

a. it is contesting its liability for the tax or the amount of tax in accordance with procedures established by the appropriate Revenue Act; or

b. it has entered into an agreement with the Department of Revenue for payment of all taxes due and is currently in compliance with that agreement.

By: _____
Authorized Agent of Contractor (name and title)

SUBSCRIBED AND SWORN to before
me this _____ day _____, 20__.

Notary Public

BID DATE: January 24th at 1:00 p.m. (CST)
(as date/time stamped by District 99's Receptionist)

BID TO: Community High School District 99
Administrative Center
6301 Springside Avenue
Downers Grove, IL 60516

RECEIVED BY:

BID FROM: _____

BID FOR: ***Bid Group 10 Bid Package #86 – Structural Steel & Misc. Metals
Phase C***

North High School
4436 Main Street
Downers Grove, IL 60515

It is required to have one original and one copy of your bid form.

THE UNDERSIGNED:

Acknowledges receipt of:

Plans and specifications for the work indicated above.

Addenda: No. _____ dated _____
No. _____ dated _____
No. _____ dated _____
No. _____ dated _____

Having examined the site of the work, and having familiarized himself or herself with local conditions affecting the cost of the work and with all requirements of the bidding documents including Instructions to Bidders, drawings, specifications and duly issued addenda as prepared by the architect, Wight & Company, hereby agrees to perform all work and furnish all labor, material and equipment specifically required of him by the bidding documents and such additional work as may be included as related requirements in other divisions or sections of the specifications, exclusive of alternate bids.

Agrees:

To furnish and install the described material and/or services for stated lump sum price.

To hold this bid open until **90** calendar days after bid opening date.

To accept the provisions of the General Provisions (Project Manual Division 0 – Bidding & Contracting Requirements Section 00201) and disposition of bid security.

To enter into and execute a contract with the Owner, if awarded on the basis of this bid, and in connection therewith to:

1. Furnish all bonds and insurance required by the bidding documents.
2. Accomplish the work in accordance with the contract.
3. Complete the work within the contract time herein specified.

Completion Time:

The undersigned agrees to begin construction immediately, or as directed by the Construction Manager, upon notice of contract award and to perform the following components of the work in accordance with the Construction Manager's Construction. This schedule is bound in the Project Manual. See attached scope of work in section 0300.

SCOPE OF WORK:

The work in this agreement (without additional compensation) shall include, but shall not necessarily be limited to, all skilled labor, supervision, premium time, materials, tools, equipment, plant, supplies, samples, shop drawings, design/engineering drawings, layout, transportation, supervision, contributions, insurance, taxes (if applicable), compliance with all agencies (City / Village, County, State, Federal and/or any other jurisdictional agency, as may be required) and/or all services and facilities necessary and/or required for the performance of all Work shown, detailed, and/or implied by the following documents and as defined herein.

It is understood that this Trade Contractor shall perform the Work for a complete and operational system as indicated or implied in all Contract Documents. It is recognized and understood that the documents upon which the bid is based are at a conceptual phase and this Contractor who has certain skills and judgments based upon his knowledge of techniques, procedures, systems, general state of the art of his specialty is expected to include in the scope of work, all items required in order to carry out a complete and functional system whether or not shown or described in the contract documents. This contract will be awarded on the basis of such documents with the understanding that this contractor is to furnish and install all items required for the proper completion of this work without adjustment to this contract price. No extra payments shall be made of claims entertained as a result of such items, unless it can be clearly demonstrated to be added scope to the contract and beyond the original intent of the documents.

Contractor to provide all Trade Contract work referenced in:

1. Any sheet of this bid group package including (reference Division 0 – Bidding and Contract Requirements, Section 00200 – Notice to Bidders).
2. Specification 00300 Bid Packages Scope Document.

WORK BASE BID: For providing all work including all allowances as required for the completion of the construction of the base bid project as shown on the drawings and specifications and NOT including alternate bids and/or contractor's proposed alternates and substitutes.

BASE BID

TOTAL BASE BID AMOUNT NORTH HIGH SCHOOL MASTER FACILITY PLAN

_____ Dollars (\$ _____)

1. This TRADE CONTRACTOR shall include an allowance of **\$20,000.00 in their base bid** to account for any unforeseen conditions. Contract amounts will be adjusted by change order for amounts greater or less than the allowance. Allowance to be utilized only at the direction of Construction Manager.

2. **Alt. Bid #1** - This TRADE CONTRACTOR shall provide an Alternate Price to furnish and install the Tube Steel and security gates as shown on details 5 & 6 on sheet A2.01E.

_____ Dollars (\$_____)

BONDS:

This TRADE CONTRACTOR will be required to provide a Performance and Payment Bond for their work in accordance with 00201 of the General Conditions.

Award Basis:

The project will be awarded based upon the attached Evaluation Criteria, Section 301a. Owner and Construction Manager alternate's may be considered to find the most qualified bidder if the result of combining the base bid and the selected alternate(s) is the most qualified bid, and is to the benefit of the owner.

Each of the following amounts for alternate construction includes the entire cost of such construction, except as otherwise noted. Acceptance of any or all of the alternates for inclusion in the contract is the sole prerogative of the owner.

All additional costs due to the alternates are included in the amount to be added to the base bid, so that no additional costs will be borne by the owner due to acceptance of alternates. This alternate price is not to be included in the base bid price.

Owner Requested Alternates:

Each of the following amounts for alternate construction includes the entire cost of such construction, except as otherwise noted. Acceptance of any or all of the alternates for inclusion in the contract is the sole prerogative of the owner.

All additional costs due to the alternates are included in the amount to be added to the base bid, so that no additional costs will be borne by the owner due to acceptance of alternates.

Proposed Alternates: (Contractors Proposed Alternates)

Item Specified	Proposed Alternate	Change in Bid Price
1. _____	_____	_____
2. _____	_____	_____
3. _____	_____	_____

Owner Requested Unit Prices/Allowances (as applicable to this Trade Contractor's scope of work) (additive or deductive).

This trade contractor includes _____ dumpsters for all refuse caused by this trade contractor's work in the amount of _____

Dollars (\$_____) Note: trade contractors are to include in their bid form submittal the quantity of dumpsters required to complete their work and the cost associated with same. Dumpster costs will be subtracted by change order. Dumpsters will be procured and managed by Construction Manager. Note: Dumpster use in excess of that proposed by this Trade Contractor will be adjusted by back charge.

Owner Requested Scheduling Information:

Note: The work of this Trade Contractor is to be completed in accordance with the overall project schedule as identified elsewhere in this project manual and/or as subsequently directed by Construction Manager. This Trade Contractor shall submit a proposed submittals list/schedule/material log within five (5) calendar days of Notice To Proceed.

1. Shop drawings / Submittal for this trade contractor will be submitted within 10 calendar days of receipt of notice to proceed.

Bid Acceptance:

If written notice of the acceptance of this bid is mailed, telegraphed or delivered to the undersigned within the time noted herein, after the date of opening of bids or at any time thereafter before this bid is withdrawn, the undersigned agrees that he will execute a construction contract in accordance with the bids as accepted.

The Owner reserves the right to award the contract to its best interests, review and accept any and all value engineering alternatives, negotiate with the lowest responsible bidder, to reject any or all bids, to waive any informalities in bidding and to hold all bids for the bid guarantee period. The Owner reserves the right to award separate contracts for any of the items of work bid herein.

Bid Deposit:

The undersigned furnishes herewith, as required in the Instructions to Bidders, a bid deposit in the amount of ten percent (10%) of the amount bid in the form of Cashier's Check, or Certified Check, made payable to the Owner or Bid Bond, naming the Owner as obligee. (Bidder to check form of deposit furnished.)

It is understood and agreed that should the undersigned fail to enter into a contract with the Owner or furnish acceptable contract security within the time and in the manner herein provided, the bid deposit shall be retained by the Owner as liquidated damages and not as a forfeiture. As it is impossible to determine precisely an exact amount of damages the Owner will sustain, it is agreed that the bid deposit is a fair and equitable estimate of such damages.

REPRESENTATIONS AND CERTIFICATIONS:

The bidder makes the following representations and certifications as part of his bid on the project herein identified in the Bid Form. In the case of a joint venture bid, each party represents and certifies as to his own organization.

AVAILABILITY. The number and amount of contracts and awards pending which I am and/or will be obligated to perform, now and during the course of the project, will not interfere with or hinder the timely prosecution of my work.

SURETY. I have notified a Surety Company that I am submitting a bid for work to be performed on the project. The Surety Company has agreed to issue a performance and labor and material payment bond for my work, if my bid is accepted and the contract awarded to me.

INDEPENDENT PRICE DETERMINATION. The contract sum in this bid has been arrived at independently, without consultation, communication or agreement for the purpose of restricting competition.

PREVAILING WAGE. The contractor and each subcontractor shall pay not less than the general prevailing rate of hourly wages for work of a similar character in the locality in which the work is performed and not less than general prevailing rate of hourly wages for legal holidays and overtime work in the performance of work under this contract, as established by the Illinois Department of Labor, pursuant to an act of the General Assembly of the State of Illinois approved June 26, 1941 as amended according to Section 820 ILCS 130/1.

Pursuant to Section 820 ILCS 130/5, the contractor and each subcontractor shall keep an accurate record showing

DIVISION 0 – BIDDING & CONTRACT REQUIREMENTS
SECTION 00386 - BID FORM

the names and occupation of all laborers, workers and mechanics employed by them, and also showing the actual hourly wages paid to each such individual, which record shall be open at all reasonable hours to inspection by the Owner, its officers and agents, and to agents of the Illinois Department of Labor.

The contractor and each subcontractor hereby agree, jointly and severally, to defend, indemnify and hold harmless the Owner from any and all claims, demands, liens or suits of any kind or nature whatsoever (including suits for injunctive relief) by the Illinois Department of Labor under the Illinois Prevailing Wage Act, Section 820 ILCS 130/1., or by any laborer, worker or mechanic employed by the contractor or the subcontractor who alleges that he has been paid for his services in a sum less than prevailing wage rates required by Illinois law. The Owner agrees to notify the contractor or subcontractor of the pendency of any such claim, demand, lien or suit.

DIVISION 0 – BIDDING & CONTRACT REQUIREMENTS
SECTION 00386 - BID FORM

By submitting a bid, each bidder agrees to waive any claim it has or may have against the Owner, the Architect, Engineer, Construction Manager and their respective employees, arising out of or in connection with the administration, evaluation, or recommendation of any bid; waiver of any requirements under the Bid Documents; or the Contract Document; acceptance or rejection of any bids; and award of the Contract.

Signature:

Respectfully submitted this _____ day _____, 2019

Type of Firm (Bidder to indicate)

_____ Individual

_____ Partnership

_____ Corporation

_____ Joint Venture

_____ Other

(CORPORATE SEAL)

(Firm Name)

(Address)

(Telephone Number) (FAX)

(E-mail Address)

(Bidder's Signature)

(Title)

Subscribed and sworn to me
this _____ day of _____, 2019

NOTE: All pages of this bid form must be returned with your proposal. Failure to do so shall disqualify your bid.

CERTIFICATE OF BIDDER ELIGIBILITY

720 ILCS 5/33E-11 REQUIRES THAT ALL CONTRACTORS BIDDING FOR PUBLIC AGENCIES IN THE State of Illinois certify that they are not barred from bidding on public contracts for bid rigging or bid rotation.

The following certification must be signed and submitted with bidder's bid proposal. FAILURE TO DO SO MAY RESULT IN DISQUALIFICATION OF THE BIDDER.

_____, as part of its bid for the _____ work for Community High School District 99, Downers Grove, Illinois, DuPage County, Illinois certified that said contractor is not barred from bidding on the aforementioned contract as a result of violation of either 720 ILCS 5/33E-3 or 720 ILCS 5/33-E4.

Firm: _____

By: _____
(Signature)

(Printed Name & Title)

SUBSCRIBED AND SWORN TO before me

This _____ day of _____, 2019

NOTARY PUBLIC

**CRIMINAL CODE CERTIFICATION
AS REQUIRED BY:
STATE OF ILLINOIS CRIMINAL CODE OF 2012, 720 ILCS 5/33E-11**

I, _____ the individual whose signature appears below on this bid/contract
for _____ hereby certify that the bidding
party/contracting party is not barred from bidding on the contract as a result of a violation of either Section 33E-3 or
Section 33E-4 of 720 ILCS 5/33E-3 or 5/33E-4 of the Illinois Compiled Statutes, as amended.

By: _____
Authorized Agent of Contractor (name and title)

SUBSCRIBED AND SWORN to before
me this ____ day _____, 20__.

Notary Public

EQUAL EMPLOYMENT OPPORTUNITY

Section I. This EQUAL EMPLOYMENT OPPORTUNITY CLAUSE is required by the Illinois Human Rights Act and the Rules and Regulations of the Illinois Department of Human Rights published at 44 Illinois Administrative Code Section 750, *et seq.*

Section II. In the event of the Contractor's noncompliance with any provision of this Equal Employment Opportunity Clause, the Illinois Human Rights Act, or the Rules and Regulations of the Department of Human Rights (hereinafter referred to as the Department) the Contractor may be declared ineligible for future contracts or subcontracts with the State of Illinois or any of its political subdivisions or municipal corporations, and this Contract may be canceled or voided in whole or in part, and other sanctions or penalties may be imposed or remedies involved as provided by statute or regulation.

During the performance of this Agreement, the Contractor agrees:

A. That it will not discriminate against any employee or applicant for employment because of race, color, religion, sex, sexual orientation, national origin or ancestry, citizenship status, age, physical or mental disability unrelated to ability, military status or an unfavorable discharge from military service; and further that it will examine all job classifications to determine if minority persons or women are underutilized and will take appropriate affirmative action to rectify any such underutilization.

B. That, if it hires additional employees in order to perform this Contract, or any portion hereof, it will determine the availability (in accordance with the Department's Rules and Regulations) of minorities and women in the area(s) from which it may reasonably recruit and it will hire for each job classification for which employees are hired in such a way that minorities and women are not underutilized.

C. That, in all solicitations or advertisements for employees placed by it or on its behalf, it will state that all applicants will be afforded equal opportunity without discrimination because of race, color, religion, sex, sexual orientation, marital status, national origin or ancestry, citizenship status, age, or physical or mental handicap unrelated to ability, military status or an unfavorable discharge from military service.

D. That it will send to each labor organization or representative of workers with which it has or is bound by a collective bargaining or other agreement or understanding, a notice advising such labor organization or representative of the Vendor's obligations under the Illinois Human Rights Act and Department's Rules and Regulations. If any labor organization or representative fails or refuses to cooperate with the Contractor in its efforts to comply with the Act and Rules and Regulations, the Contractor will promptly notify the Department and the contracting agency and will recruit employees from other sources when necessary to fulfill its obligations under the Contract.

E. That it will submit reports as required by the Department's Rules and Regulations, furnish all relevant information as may from time to time be requested by the Department or the contracting agency, and in all respects comply with the Illinois Human Rights Act and Department's Rules and Regulations.

F. That it will permit access to all relevant books, records, accounts and work sites by personnel of the contracting agency and Department for purposes of investigation to ascertain compliance with the Illinois Human Rights Act and Department's Rules and Regulations.

G. That it will include verbatim or by reference the provisions of this Equal Employment Opportunity Clause in every subcontract it awards under which any portion of this Contract obligations are undertaken or assumed, so that such provisions will be binding upon such subcontractor. In the same manner as the other provisions of this Agreement, the Contractor will be liable for compliance with applicable provisions of this clause by such subcontractors; and further it will promptly notify the contracting agency and the Department in the event any subcontractor fails or refuses to comply therewith. In addition, the Contractor will not utilize any subcontractor declared by the Illinois Human Rights Department to be ineligible for contracts or subcontracts with the State of Illinois or any of its political subdivisions or municipal corporations.

ACKNOWLEDGED AND AGREED TO:

By: _____
Authorized Agent of Contractor (name and title)

DATE: _____

SEXUAL HARASSMENT POLICY

_____, having submitted a bid for _____ (Name of Contractor)
_____ to Community High School District No. 00, hereby
certifies that said contractor has a written sexual harassment policy in place in full compliance with 775 ILCS 5/2-
105 (A) (4).

By: _____
Authorized Agent of Contractor (name and title)

SUBSCRIBED AND SWORN to before
me this _____ day _____, 20____.

Notary Public

TAX CERTIFICATION

I, _____, having been first duly sworn depose and state as follows:

I, _____, am the duly authorized agent for
_____ which has submitted a proposal to Community
High School District No. 99 for

_____ and I hereby certify that
_____ is not delinquent in the payment of any tax administered by the
Illinois Department of Revenue, or if it is:

a. it is contesting its liability for the tax or the amount of tax in accordance with procedures established by the appropriate Revenue Act; or

b. it has entered into an agreement with the Department of Revenue for payment of all taxes due and is currently in compliance with that agreement.

By: _____
Authorized Agent of Contractor (name and title)

SUBSCRIBED AND SWORN to before
me this _____ day _____, 20__.

Notary Public

SUBSTANCE ABUSE PREVENTION ON PUBLIC WORKS PROJECTS

The Contractor certifies that it has in place a written program that meets or exceeds the program requirements of the Substance Abuse Prevention on Public Works Projects Act (Public Act 95-0635), and will provide a copy thereof to Community High School District No. 99 prior to commencement of work on the Project.

By: _____
Authorized Agent of Contractor (name and title)

SUBSCRIBED AND SWORN to before
me this ____ day _____, 20__.

Notary Public

**CERTIFICATE REGARDING
EMPLOYMENT OF ILLINOIS WORKERS ON PUBLIC WORKS**

_____ agrees if at the time the Agreement is executed, or if during the term of the Agreement, there is excessive unemployment in Illinois as defined in the Employment of Illinois Workers on Public Works Act, 30- ILCS 570/0/01 et seq., as two consecutive months of unemployment exceeding 5%, then _____ agrees to employ Illinois laborers in accordance with the Employment of Illinois Workers on Public Works Act. An "Illinois laborer" is defined as any person who has resided in Illinois for at least thirty (30) days and intends to become or remain an Illinois resident.

Firm: _____

By: _____
(Signature)

(Printed Name & Title)

SUBSCRIBED AND SWORN TO before me

This _____ day of _____, 2019

NOTARY PUBLIC

PREVAILING WAGE AFFIDAVIT

AFFIDAVIT: "I (we) hereby certify and affirm that if awarded a contract with Community High School District 99, we will comply fully with the "Illinois Prevailing Wage Act (Ill. Rev. Stat., 1987 Ch. 48, Sections 398 s-1-12 as amended by Public Act 86-693 and 86-799 effected January 1, 1990, and any other amendments effective thereafter)". We further understand that current prevailing wage standards are included in the Supplementary General Conditions.

The following affidavit must be signed and submitted with bidder's bid proposal. FAILURE TO DO SO MAY RESULT IN DISQUALIFICATION OF THE BIDDER.

_____, as part of its bid for the _____ work for Community High School District 99, Downers Grove, Illinois, certifies that said contractor is not barred from bidding on the aforementioned contract as a result of a violation of the Illinois Prevailing Wage Act (Ill. Rev. Stat., 1987 Ch. 48, Sections 398 s-1-12 as amended by Public Act 86-693 and 86-799 effected January 1, 1990).

Firm: _____

By: _____
(Signature)

(Printed Name & Title)

SUBSCRIBED AND SWORN TO before me

This _____ day of _____, 2019

NOTARY PUBLIC

NON-COLLUSION AFFIDAVIT

AFFIDAVIT: "I (we) hereby certify and affirm that my (our) proposal was prepared independently for this project and that it contains no fees or amounts other than that for the legitimate execution of this work as specified and that it includes no understanding or agreements in restraint of trade."

The following affidavit must be signed and submitted with bidder's bid proposal.
FAILURE TO DO SO MAY RESULT IN DISQUALIFICATION OF THE BIDDER.

_____, as a part of its bid for the _____ work for
Community High School District 99, Downers Grove, Illinois, certifies that said Contractor is not barred from bidding
on the aforementioned contract as a result of a violation of the above Non-Collusion Affidavit.

Firm: _____

By: _____
(Signature)

(Printed Name & Title)

SUBSCRIBED AND SWORN TO before me

This _____ day of _____, 2019

NOTARY PUBLIC

Criminal Background Investigations

Contractor hereby represents, warrants and certified that no officer or director thereof has any knowledge that any employee thereof has been convicted of committing or attempting to commit "Criminal Code of 1961," 720 ILCS, Sections 5/11-6 (Indecent solicitation of a child), 5/11-9 (Public indecency), 5/11-14 (Prostitution), 5/11-15 (Soliciting for a prostitute), 5/11-15.1 (Soliciting for a juvenile prostitute), 5/11-19 (Pimping), 5/11-19.1 (Juvenile pimping), 5/11-19.2 (Exploitation of a child), 5/11-20 (Obscenity), 5/11-20.1 (Sexual assault), 5/12-14 (Aggravated criminal sexual assault), 5/12-15 (Criminal sexual abuse), and 5/120-16 (Aggravated criminal sexual abuse), and/or those offenses defined in the "Cannabis Control Act," 720 ILCS, 550/1 et seq. (except the "Illinois Controlled Substances Act," 720 ILCS 570/100 et seq. and/or any offense committed or attempted in any other state or against the laws of the United States, which if committed or attempted in this State, would have been punishable as one or more of the foregoing offenses.

Contractor further agrees that it shall not employ any person who have or may have direct, daily contact with the pupils of any school in the district, and for whom a criminal background investigation has not been conducted pursuant hereto, and further represents and agrees that all applicants for any such employment shall furnish with their applications the attached written "Authorization for Criminal Background Information" form authorizing the Board of Education to request a criminal background investigation of said applicant pursuant to Section 5/10-21.9 of the School Code of Illinois and to receive criminal history record information pursuant thereto to determine if the applicant has been convicted of committing or attempting to commit any of the criminal or drug offenses enumerated above. Contractor further agrees to submit with said authorization payment for any costs and expenses associated with the criminal background investigation.

Contractor further represents, warrants, and certifies that no applicant for employment with respect to whom the criminal investigation reveals any conviction for committing and/or attempting to commit any of the above enumerated offenses shall be employed thereby in any position that involves or may involve contact with the students of the school district.

This certification is executed on the date hereinafter indicated by the designated contractor by its duly authorized officer.

Firm: _____

By: _____
(Signature)

(Printed Name & Title)

Date: _____

Criminal Background Investigation

The undersigned hereby authorizes in Board of Education of Community High School District 99, Downers Grove, Illinois, to request a criminal background investigation from the Illinois State Police, pursuant to Section 5/10-21.9 of the School Code of Illinois, 105 ILCS 5/10-21.9 and to receive criminal history record information pursuant thereto.

By: _____
(Signature of Applicant of Employee)

(Printed or Typed Name of Applicant Employee)

Date: _____

BUSINESS CLASSIFICATION

a) Business Entity (check one)

Corporation (Publicly held)* Not-for-Profit* Government Agency/Public Institution*
 Corporation (Privately held) Partnership Sole Proprietor

* If checked, do not complete section III (b) and (c) below.

b) Business Ownership (check one) If minority or woman owned, attach copy of certification evidence.

Large Business: Male Owned Woman Owned
Small Business: Male Owned Woman Owned

BUSINESS DEFINITIONS

Small Business Concern - an independently owned and operated concern certified, or certifiable, as a small business by the Federal Small Business Administration (SBA). Standard Industrial Classification (SIC) codes may be found in the Federal Acquisition Regulations, Section 19.102 or in the Federal Procurement Regulations, Section 1-1.701.

Small Disadvantaged or Minority Business Concern - a small business concern which is at least fifty-one percent (51%) owned by one or more socially and economically disadvantaged individuals or in the case of any publicly owned business, at least fifty-one percent (51%) of the stock of which is owned by such individuals; and whose management and daily business operations are controlled by one or more of such individuals. Business owners who certify that they are members of named groups (Black Americans, Hispanic Americans, Native Americans, Asian-Pacific Americans) are considered socially and economically disadvantaged.

Woman-Owned Business - a business concern that is at least fifty-one percent (51%) owned by a woman or women who also control and operate it. "Control" in this context means exercising the power to make policy decisions. "Operate" in this context means being actively involved in the day-to-day management.

c) Race/Ethnicity of Ownership (check one) based on definitions below.

Black Asian/Pacific or Asian/Indian Caucasian
 Hispanic Native American (American Indians, Eskimos, Aleuts and native Hawaiians)

ETHNIC GROUP DEFINITIONS

Black Americans: United States citizens whose origins are in any of the Black racial groups of Africa.
Hispanic Americans: United States citizens whose origins are in Mexico, Puerto Rico, Cuba, Portugal, Central or Central America.
Native Americans: United States citizens whose origins are in any of the original peoples of North America, i.e., American Indians, Eskimos, Aleuts and native Hawaiians.
Asian Pacific/Asian Indian Americans: United States citizens whose origins are in Japan, China, Korea, Taiwan, Cambodia, Laos, Vietnam, the Philippines, Samoa, Guam, the U.S. Trust Territories of the Pacific Islands, the Northern Mariana Islands, India, Pakistan, or Bangladesh.

I certify that the business classification and ethnicity indicated above reflects the true and correct status of this business in accordance with current Federal Small Business Administration criteria. I agree to inform Community High School District 99 immediately in writing of any changes to the information contained herein, including changes in ownership, controlling interest or operations. I understand that falsely certifying this information may result in suspension from participation in Community High School District 99 - North High School Phase II project.

Name: _____ Title: _____
(Print or Type)

Signature: _____ Date: _____

END OF SECTION 00301

SUBSTANCE ABUSE PREVENTION ON PUBLIC WORKS PROJECTS

The Contractor certifies that it has in place a written program that meets or exceeds the program requirements of the Substance Abuse Prevention on Public Works Projects Act (Public Act 95-0635), and will provide a copy thereof to Community High School District No. 99 prior to commencement of work on the Project.

By: _____
Authorized Agent of Contractor (name and title)

SUBSCRIBED AND SWORN to before
me this ____ day _____, 20__.

Notary Public

**CERTIFICATE REGARDING
EMPLOYMENT OF ILLINOIS WORKERS ON PUBLIC WORKS**

_____ agrees if at the time the Agreement is executed, or if during the term of the Agreement, there is excessive unemployment in Illinois as defined in the Employment of Illinois Workers on Public Works Act, 30- ILCS 570/0/01 et seq., as two consecutive months of unemployment exceeding 5%, then _____ agrees to employ Illinois laborers in accordance with the Employment of Illinois Workers on Public Works Act. An "Illinois laborer" is defined as any person who has resided in Illinois for at least thirty (30) days and intends to become or remain an Illinois resident.

Firm: _____

By: _____
(Signature)

(Printed Name & Title)

SUBSCRIBED AND SWORN TO before me

This _____ day of _____, 2019

NOTARY PUBLIC

PREVAILING WAGE AFFIDAVIT

AFFIDAVIT: "I (we) hereby certify and affirm that if awarded a contract with Community High School District 99, we will comply fully with the "Illinois Prevailing Wage Act (Ill. Rev. Stat., 1987 Ch. 48, Sections 398 s-1-12 as amended by Public Act 86-693 and 86-799 effected January 1, 1990, and any other amendments effective thereafter)". We further understand that current prevailing wage standards are included in the Supplementary General Conditions.

The following affidavit must be signed and submitted with bidder's bid proposal. FAILURE TO DO SO MAY RESULT IN DISQUALIFICATION OF THE BIDDER.

_____, as part of its bid for the _____ work for Community High School District 99, Downers Grove, Illinois, certifies that said contractor is not barred from bidding on the aforementioned contract as a result of a violation of the Illinois Prevailing Wage Act (Ill. Rev. Stat., 1987 Ch. 48, Sections 398 s-1-12 as amended by Public Act 86-693 and 86-799 effected January 1, 1990).

Firm: _____

By: _____
(Signature)

(Printed Name & Title)

SUBSCRIBED AND SWORN TO before me

This _____ day of _____, 2019

NOTARY PUBLIC

NON-COLLUSION AFFIDAVIT

AFFIDAVIT: "I (we) hereby certify and affirm that my (our) proposal was prepared independently for this project and that it contains no fees or amounts other than that for the legitimate execution of this work as specified and that it includes no understanding or agreements in restraint of trade."

The following affidavit must be signed and submitted with bidder's bid proposal.
FAILURE TO DO SO MAY RESULT IN DISQUALIFICATION OF THE BIDDER.

_____, as a part of its bid for the _____ work for
Community High School District 99, Downers Grove, Illinois, certifies that said Contractor is not barred from bidding
on the aforementioned contract as a result of a violation of the above Non-Collusion Affidavit.

Firm: _____

By: _____
(Signature)

(Printed Name & Title)

SUBSCRIBED AND SWORN TO before me

This _____ day of _____, 2019

NOTARY PUBLIC

Criminal Background Investigations

Contractor hereby represents, warrants and certified that no officer or director thereof has any knowledge that any employee thereof has been convicted of committing or attempting to commit "Criminal Code of 1961," 720 ILCS, Sections 5/11-6 (Indecent solicitation of a child), 5/11-9 (Public indecency), 5/11-14 (Prostitution), 5/11-15 (Soliciting for a prostitute), 5/11-15.1 (Soliciting for a juvenile prostitute), 5/11-19 (Pimping), 5/11-19.1 (Juvenile pimping), 5/11-19.2 (Exploitation of a child), 5/11-20 (Obscenity), 5/11-20.1 (Sexual assault), 5/12-14 (Aggravated criminal sexual assault), 5/12-15 (Criminal sexual abuse), and 5/120-16 (Aggravated criminal sexual abuse), and/or those offenses defined in the "Cannabis Control Act," 720 ILCS, 550/1 et seq. (except the "Illinois Controlled Substances Act," 720 ILCS 570/100 et seq. and/or any offense committed or attempted in any other state or against the laws of the United States, which if committed or attempted in this State, would have been punishable as one or more of the foregoing offenses.

Contractor further agrees that it shall not employ any person who have or may have direct, daily contact with the pupils of any school in the district, and for whom a criminal background investigation has not been conducted pursuant hereto, and further represents and agrees that all applicants for any such employment shall furnish with their applications the attached written "Authorization for Criminal Background Information" form authorizing the Board of Education to request a criminal background investigation of said applicant pursuant to Section 5/10-21.9 of the School Code of Illinois and to receive criminal history record information pursuant thereto to determine if the applicant has been convicted of committing or attempting to commit any of the criminal or drug offenses enumerated above. Contractor further agrees to submit with said authorization payment for any costs and expenses associated with the criminal background investigation.

Contractor further represents, warrants, and certifies that no applicant for employment with respect to whom the criminal investigation reveals any conviction for committing and/or attempting to commit any of the above enumerated offenses shall be employed thereby in any position that involves or may involve contact with the students of the school district.

This certification is executed on the date hereinafter indicated by the designated contractor by its duly authorized officer.

Firm: _____

By: _____
(Signature)

(Printed Name & Title)

Date: _____

Criminal Background Investigation

The undersigned hereby authorizes in Board of Education of Community High School District 99, Downers Grove, Illinois, to request a criminal background investigation from the Illinois State Police, pursuant to Section 5/10-21.9 of the School Code of Illinois, 105 ILCS 5/10-21.9 and to receive criminal history record information pursuant thereto.

By: _____
(Signature of Applicant of Employee)

(Printed or Typed Name of Applicant Employee)

Date: _____

BUSINESS CLASSIFICATION

a) Business Entity (check one)

Corporation (Publicly held)* Not-for-Profit* Government Agency/Public Institution*
 Corporation (Privately held) Partnership Sole Proprietor

* If checked, do not complete section III (b) and (c) below.

b) Business Ownership (check one) If minority or woman owned, attach copy of certification evidence.

Large Business: Male Owned Woman Owned
Small Business: Male Owned Woman Owned

BUSINESS DEFINITIONS

Small Business Concern - an independently owned and operated concern certified, or certifiable, as a small business by the Federal Small Business Administration (SBA). Standard Industrial Classification (SIC) codes may be found in the Federal Acquisition Regulations, Section 19.102 or in the Federal Procurement Regulations, Section 1-1.701.

Small Disadvantaged or Minority Business Concern - a small business concern which is at least fifty-one percent (51%) owned by one or more socially and economically disadvantaged individuals or in the case of any publicly owned business, at least fifty-one percent (51%) of the stock of which is owned by such individuals; and whose management and daily business operations are controlled by one or more of such individuals. Business owners who certify that they are members of named groups (Black Americans, Hispanic Americans, Native Americans, Asian-Pacific Americans) are considered socially and economically disadvantaged.

Woman-Owned Business - a business concern that is at least fifty-one percent (51%) owned by a woman or women who also control and operate it. "Control" in this context means exercising the power to make policy decisions. "Operate" in this context means being actively involved in the day-to-day management.

c) Race/Ethnicity of Ownership (check one) based on definitions below.

Black Asian/Pacific or Asian/Indian Caucasian
 Hispanic Native American (American Indians, Eskimos, Aleuts and native Hawaiians)

ETHNIC GROUP DEFINITIONS

Black Americans: United States citizens whose origins are in any of the Black racial groups of Africa.
Hispanic Americans: United States citizens whose origins are in Mexico, Puerto Rico, Cuba, Portugal, Central or Central America.
Native Americans: United States citizens whose origins are in any of the original peoples of North America, i.e., American Indians, Eskimos, Aleuts and native Hawaiians.
Asian Pacific/Asian Indian Americans: United States citizens whose origins are in Japan, China, Korea, Taiwan, Cambodia, Laos, Vietnam, the Philippines, Samoa, Guam, the U.S. Trust Territories of the Pacific Islands, the Northern Mariana Islands, India, Pakistan, or Bangladesh.

I certify that the business classification and ethnicity indicated above reflects the true and correct status of this business in accordance with current Federal Small Business Administration criteria. I agree to inform Community High School District 99 immediately in writing of any changes to the information contained herein, including changes in ownership, controlling interest or operations. I understand that falsely certifying this information may result in suspension from participation in Community High School District 99 - North High School Phase II project.

Name: _____ Title: _____
(Print or Type)

Signature: _____ Date: _____

END OF SECTION 00301

BID DATE: January 24th at 1:00 p.m. (CST)
(as date/time stamped by District 99's Receptionist)

BID TO: Community High School District 99
Administrative Center
6301 Springside Avenue
Downers Grove, IL 60516

RECEIVED BY:

BID FROM: _____

BID FOR: ***Bid Group 10 Bid Package #88 – Roofing, Sheet Metal & Metal Panels
Phase C***

North High School
4436 Main Street
Downers Grove, IL 60515

It is required to have one original and one copy of your bid form.

THE UNDERSIGNED:

Acknowledges receipt of:

Plans and specifications for the work indicated above.

Addenda: No. _____ dated _____
No. _____ dated _____
No. _____ dated _____
No. _____ dated _____

Having examined the site of the work, and having familiarized himself or herself with local conditions affecting the cost of the work and with all requirements of the bidding documents including Instructions to Bidders, drawings, specifications and duly issued addenda as prepared by the architect, Wight & Company, hereby agrees to perform all work and furnish all labor, material and equipment specifically required of him by the bidding documents and such additional work as may be included as related requirements in other divisions or sections of the specifications, exclusive of alternate bids.

Agrees:

To furnish and install the described material and/or services for stated lump sum price.

To hold this bid open until **90** calendar days after bid opening date.

DIVISION 0 – BIDDING & CONTRACT REQUIREMENTS
SECTION 00388 - BID FORM

To accept the provisions of the General Provisions (Project Manual Division 0 – Bidding & Contracting Requirements Section 00201) and disposition of bid security.

To enter into and execute a contract with the Owner, if awarded on the basis of this bid, and in connection therewith to:

1. Furnish all bonds and insurance required by the bidding documents.
2. Accomplish the work in accordance with the contract.
3. Complete the work within the contract time herein specified.

Completion Time:

The undersigned agrees to begin construction immediately, or as directed by the Construction Manager, upon notice of contract award and to perform the following components of the work in accordance with the Construction Manager's Construction. This schedule is bound in the Project Manual. See attached scope of work in section 0300.

SCOPE OF WORK:

The work in this agreement (without additional compensation) shall include, but shall not necessarily be limited to, all skilled labor, supervision, premium time, materials, tools, equipment, plant, supplies, samples, shop drawings, design/engineering drawings, layout, transportation, supervision, contributions, insurance, taxes (if applicable), compliance with all agencies (City / Village, County, State, Federal and/or any other jurisdictional agency, as may be required) and/or all services and facilities necessary and/or required for the performance of all Work shown, detailed, and/or implied by the following documents and as defined herein.

It is understood that this Trade Contractor shall perform the Work for a complete and operational system as indicated or implied in all Contract Documents. It is recognized and understood that the documents upon which the bid is based are at a conceptual phase and this Contractor who has certain skills and judgments based upon his knowledge of techniques, procedures, systems, general state of the art of his specialty is expected to include in the scope of work, all items required in order to carry out a complete and functional system whether or not shown or described in the contract documents. This contract will be awarded on the basis of such documents with the understanding that this contractor is to furnish and install all items required for the proper completion of this work without adjustment to this contract price. No extra payments shall be made of claims entertained as a result of such items, unless it can be clearly demonstrated to be added scope to the contract and beyond the original intent of the documents.

Contractor to provide all Trade Contract work referenced in:

1. Any sheet of this bid group package including (reference Division 0 – Bidding and Contract Requirements, Section 00200 – Notice to Bidders).
2. Specification 00300 Bid Packages Scope Document.

WORK BASE BID: For providing all work including all allowances as required for the completion of the construction of the base bid project as shown on the drawings and specifications and NOT including alternate bids and/or contractor's proposed alternates and substitutes.

BASE BID

TOTAL BASE BID AMOUNT NORTH HIGH SCHOOL MASTER FACILITY PLAN

_____ Dollars (\$ _____)

1. This TRADE CONTRACTOR **shall include an allowance of \$25,000.00 in their base bid to account for any unforeseen conditions.** Contract amounts will be adjusted by change order for amounts greater or less than the allowance. Allowance to be utilized only at the direction of Construction Manager.

BONDS:

This TRADE CONTRACTOR will be required to provide a Performance and Payment Bond for their work in accordance with 00201 of the General Conditions.

Award Basis:

The project will be awarded based upon the attached Evaluation Criteria, Section 301a. Owner and Construction Manager alternate’s may be considered to find the most qualified bidder if the result of combining the base bid and the selected alternate(s) is the most qualified bid, and is to the benefit of the owner.

Each of the following amounts for alternate construction includes the entire cost of such construction, except as otherwise noted. Acceptance of any or all of the alternates for inclusion in the contract is the sole prerogative of the owner.

All additional costs due to the alternates are included in the amount to be added to the base bid, so that no additional costs will be borne by the owner due to acceptance of alternates. This alternate price is not to be included in the base bid price.

Owner Requested Alternates:

Each of the following amounts for alternate construction includes the entire cost of such construction, except as otherwise noted. Acceptance of any or all of the alternates for inclusion in the contract is the sole prerogative of the owner.

All additional costs due to the alternates are included in the amount to be added to the base bid, so that no additional costs will be borne by the owner due to acceptance of alternates.

Proposed Alternates: (Contractors Proposed Alternates)

Item Specified	Proposed Alternate	Change in Bid Price
1. _____	_____	_____
2. _____	_____	_____
3. _____	_____	_____

Owner Requested Unit Prices/Allowances (as applicable to this Trade Contractor’s scope of work) (additive or deductive).

This trade contractor includes _____ dumpsters for all refuse caused by this trade contractor’s work

in the amount of _____

Dollars (\$) _____) Note: trade contractors are to include in their bid form submittal the quantity of dumpsters required to complete their work and the cost associated with same. Dumpster costs will be subtracted by change order. Dumpsters will be procured and managed by Construction Manager. Note: Dumpster use in excess of that proposed by this Trade Contractor will be adjusted by back charge.

Owner Requested Scheduling Information:

Note: The work of this Trade Contractor is to be completed in accordance with the overall project schedule as identified elsewhere in this project manual and/or as subsequently directed by Construction Manager. This Trade

Contractor shall submit a proposed submittals list/schedule/material log within five (5) calendar days of Notice To Proceed.

1. Shop drawings / Submittal for this trade contractor will be submitted within 10 calendar days of receipt of notice to proceed.

Bid Acceptance:

If written notice of the acceptance of this bid is mailed, telegraphed or delivered to the undersigned within the time noted herein, after the date of opening of bids or at any time thereafter before this bid is withdrawn, the undersigned agrees that he will execute a construction contract in accordance with the bids as accepted.

The Owner reserves the right to award the contract to its best interests, review and accept any and all value engineering alternatives, negotiate with the lowest responsible bidder, to reject any or all bids, to waive any informalities in bidding and to hold all bids for the bid guarantee period. The Owner reserves the right to award separate contracts for any of the items of work bid herein.

Bid Deposit:

The undersigned furnishes herewith, as required in the Instructions to Bidders, a bid deposit in the amount of ten percent (10%) of the amount bid in the form of Cashier's Check, or Certified Check, made payable to the Owner or Bid Bond, naming the Owner as obligee. (Bidder to check form of deposit furnished.)

It is understood and agreed that should the undersigned fail to enter into a contract with the Owner or furnish acceptable contract security within the time and in the manner herein provided, the bid deposit shall be retained by the Owner as liquidated damages and not as a forfeiture. As it is impossible to determine precisely an exact amount of damages the Owner will sustain, it is agreed that the bid deposit is a fair and equitable estimate of such damages.

REPRESENTATIONS AND CERTIFICATIONS:

The bidder makes the following representations and certifications as part of his bid on the project herein identified in the Bid Form. In the case of a joint venture bid, each party represents and certifies as to his own organization.

AVAILABILITY. The number and amount of contracts and awards pending which I am and/or will be obligated to perform, now and during the course of the project, will not interfere with or hinder the timely prosecution of my work.

SURETY. I have notified a Surety Company that I am submitting a bid for work to be performed on the project. The Surety Company has agreed to issue a performance and labor and material payment bond for my work, if my bid is accepted and the contract awarded to me.

INDEPENDENT PRICE DETERMINATION. The contract sum in this bid has been arrived at independently, without consultation, communication or agreement for the purpose of restricting competition.

PREVAILING WAGE. The contractor and each subcontractor shall pay not less than the general prevailing rate of hourly wages for work of a similar character in the locality in which the work is performed and not less than general prevailing rate of hourly wages for legal holidays and overtime work in the performance of work under this contract, as established by the Illinois Department of Labor, pursuant to an act of the General Assembly of the State of Illinois approved June 26, 1941 as amended according to Section 820 ILCS 130/1.

Pursuant to Section 820 ILCS 130/5, the contractor and each subcontractor shall keep an accurate record showing the names and occupation of all laborers, workers and mechanics employed by them, and also showing the actual hourly wages paid to each such individual, which record shall be open at all reasonable hours to inspection by the Owner, its officers and agents, and to agents of the Illinois Department of Labor.

DIVISION 0 – BIDDING & CONTRACT REQUIREMENTS
SECTION 00388 - BID FORM

The contractor and each subcontractor hereby agree, jointly and severally, to defend, indemnify and hold harmless the Owner from any and all claims, demands, liens or suits of any kind or nature whatsoever (including suits for injunctive relief) by the Illinois Department of Labor under the Illinois Prevailing Wage Act, Section 820 ILCS 130/1., or by any laborer, worker or mechanic employed by the contractor or the subcontractor who alleges that he has been paid for his services in a sum less than prevailing wage rates required by Illinois law. The Owner agrees to notify the contractor or subcontractor of the pendency of any such claim, demand, lien or suit.

DIVISION 0 – BIDDING & CONTRACT REQUIREMENTS
SECTION 00388 - BID FORM

By submitting a bid, each bidder agrees to waive any claim it has or may have against the Owner, the Architect, Engineer, Construction Manager and their respective employees, arising out of or in connection with the administration, evaluation, or recommendation of any bid; waiver of any requirements under the Bid Documents; or the Contract Document; acceptance or rejection of any bids; and award of the Contract.

Signature:

Respectfully submitted this _____ day _____, 2019

Type of Firm (Bidder to indicate)

_____ Individual

_____ Partnership

_____ Corporation

_____ Joint Venture

_____ Other

(CORPORATE SEAL)

(Firm Name)

(Address)

(Telephone Number) (FAX)

(E-mail Address)

(Bidder's Signature)

(Title)

Subscribed and sworn to me
this _____ day of _____, 2019

NOTE: All pages of this bid form must be returned with your proposal. Failure to do so shall disqualify your bid.

CERTIFICATE OF BIDDER ELIGIBILITY

720 ILCS 5/33E-11 REQUIRES THAT ALL CONTRACTORS BIDDING FOR PUBLIC AGENCIES IN THE State of Illinois certify that they are not barred from bidding on public contracts for bid rigging or bid rotation.

The following certification must be signed and submitted with bidder's bid proposal. FAILURE TO DO SO MAY RESULT IN DISQUALIFICATION OF THE BIDDER.

_____, as part of its bid for the _____ work for Community High School District 99, Downers Grove, Illinois, DuPage County, Illinois certified that said contractor is not barred from bidding on the aforementioned contract as a result of violation of either 720 ILCS 5/33E-3 or 720 ILCS 5/33-E4.

Firm: _____

By: _____
(Signature)

(Printed Name & Title)

SUBSCRIBED AND SWORN TO before me

This _____ day of _____, 2019

NOTARY PUBLIC

**CRIMINAL CODE CERTIFICATION
AS REQUIRED BY:
STATE OF ILLINOIS CRIMINAL CODE OF 2012, 720 ILCS 5/33E-11**

I, _____ the individual whose signature appears below on this bid/contract
for _____ hereby certify that the bidding
party/contracting party is not barred from bidding on the contract as a result of a violation of either Section 33E-3 or
Section 33E-4 of 720 ILCS 5/33E-3 or 5/33E-4 of the Illinois Compiled Statutes, as amended.

By: _____
Authorized Agent of Contractor (name and title)

SUBSCRIBED AND SWORN to before
me this ____ day _____, 20__.

Notary Public

EQUAL EMPLOYMENT OPPORTUNITY

Section I. This EQUAL EMPLOYMENT OPPORTUNITY CLAUSE is required by the Illinois Human Rights Act and the Rules and Regulations of the Illinois Department of Human Rights published at 44 Illinois Administrative Code Section 750, *et seq.*

Section II. In the event of the Contractor's noncompliance with any provision of this Equal Employment Opportunity Clause, the Illinois Human Rights Act, or the Rules and Regulations of the Department of Human Rights (hereinafter referred to as the Department) the Contractor may be declared ineligible for future contracts or subcontracts with the State of Illinois or any of its political subdivisions or municipal corporations, and this Contract may be canceled or voided in whole or in part, and other sanctions or penalties may be imposed or remedies involved as provided by statute or regulation.

During the performance of this Agreement, the Contractor agrees:

A. That it will not discriminate against any employee or applicant for employment because of race, color, religion, sex, sexual orientation, national origin or ancestry, citizenship status, age, physical or mental disability unrelated to ability, military status or an unfavorable discharge from military service; and further that it will examine all job classifications to determine if minority persons or women are underutilized and will take appropriate affirmative action to rectify any such underutilization.

B. That, if it hires additional employees in order to perform this Contract, or any portion hereof, it will determine the availability (in accordance with the Department's Rules and Regulations) of minorities and women in the area(s) from which it may reasonably recruit and it will hire for each job classification for which employees are hired in such a way that minorities and women are not underutilized.

C. That, in all solicitations or advertisements for employees placed by it or on its behalf, it will state that all applicants will be afforded equal opportunity without discrimination because of race, color, religion, sex, sexual orientation, marital status, national origin or ancestry, citizenship status, age, or physical or mental handicap unrelated to ability, military status or an unfavorable discharge from military service.

D. That it will send to each labor organization or representative of workers with which it has or is bound by a collective bargaining or other agreement or understanding, a notice advising such labor organization or representative of the Vendor's obligations under the Illinois Human Rights Act and Department's Rules and Regulations. If any labor organization or representative fails or refuses to cooperate with the Contractor in its efforts to comply with the Act and Rules and Regulations, the Contractor will promptly notify the Department and the contracting agency and will recruit employees from other sources when necessary to fulfill its obligations under the Contract.

E. That it will submit reports as required by the Department's Rules and Regulations, furnish all relevant information as may from time to time be requested by the Department or the contracting agency, and in all respects comply with the Illinois Human Rights Act and Department's Rules and Regulations.

F. That it will permit access to all relevant books, records, accounts and work sites by personnel of the contracting agency and Department for purposes of investigation to ascertain compliance with the Illinois Human Rights Act and Department's Rules and Regulations.

G. That it will include verbatim or by reference the provisions of this Equal Employment Opportunity Clause in every subcontract it awards under which any portion of this Contract obligations are undertaken or assumed, so that such provisions will be binding upon such subcontractor. In the same manner as the other provisions of this Agreement, the Contractor will be liable for compliance with applicable provisions of this clause by such subcontractors; and further it will promptly notify the contracting agency and the Department in the event any subcontractor fails or refuses to comply therewith. In addition, the Contractor will not utilize any subcontractor declared by the Illinois Human Rights Department to be ineligible for contracts or subcontracts with the State of Illinois or any of its political subdivisions or municipal corporations.

ACKNOWLEDGED AND AGREED TO:

By: _____
Authorized Agent of Contractor (name and title)

DATE: _____

SEXUAL HARASSMENT POLICY

_____, having submitted a bid for _____ (Name of Contractor)
_____ to Community High School District No. 00, hereby
certifies that said contractor has a written sexual harassment policy in place in full compliance with 775 ILCS 5/2-
105 (A) (4).

By: _____
Authorized Agent of Contractor (name and title)

SUBSCRIBED AND SWORN to before
me this _____ day _____, 20____.

Notary Public

TAX CERTIFICATION

I, _____, having been first duly sworn depose and state as follows:

I, _____, am the duly authorized agent for
_____ which has submitted a proposal to Community
High School District No. 99 for

_____ and I hereby certify that
_____ is not delinquent in the payment of any tax administered by the
Illinois Department of Revenue, or if it is:

a. it is contesting its liability for the tax or the amount of tax in accordance with procedures established by the appropriate Revenue Act; or

b. it has entered into an agreement with the Department of Revenue for payment of all taxes due and is currently in compliance with that agreement.

By: _____
Authorized Agent of Contractor (name and title)

SUBSCRIBED AND SWORN to before
me this _____ day _____, 20__.

Notary Public

SUBSTANCE ABUSE PREVENTION ON PUBLIC WORKS PROJECTS

The Contractor certifies that it has in place a written program that meets or exceeds the program requirements of the Substance Abuse Prevention on Public Works Projects Act (Public Act 95-0635), and will provide a copy thereof to Community High School District No. 99 prior to commencement of work on the Project.

By: _____
Authorized Agent of Contractor (name and title)

SUBSCRIBED AND SWORN to before
me this ____ day _____, 20__.

Notary Public

**CERTIFICATE REGARDING
EMPLOYMENT OF ILLINOIS WORKERS ON PUBLIC WORKS**

_____ agrees if at the time the Agreement is executed, or if during the term of the Agreement, there is excessive unemployment in Illinois as defined in the Employment of Illinois Workers on Public Works Act, 30- ILCS 570/0/01 et seq., as two consecutive months of unemployment exceeding 5%, then _____ agrees to employ Illinois laborers in accordance with the Employment of Illinois Workers on Public Works Act. An "Illinois laborer" is defined as any person who has resided in Illinois for at least thirty (30) days and intends to become or remain an Illinois resident.

Firm: _____

By: _____
(Signature)

(Printed Name & Title)

SUBSCRIBED AND SWORN TO before me

This _____ day of _____, 2019

NOTARY PUBLIC

PREVAILING WAGE AFFIDAVIT

AFFIDAVIT: "I (we) hereby certify and affirm that if awarded a contract with Community High School District 99, we will comply fully with the "Illinois Prevailing Wage Act (Ill. Rev. Stat., 1987 Ch. 48, Sections 398 s-1-12 as amended by Public Act 86-693 and 86-799 effected January 1, 1990, and any other amendments effective thereafter)". We further understand that current prevailing wage standards are included in the Supplementary General Conditions.

The following affidavit must be signed and submitted with bidder's bid proposal. FAILURE TO DO SO MAY RESULT IN DISQUALIFICATION OF THE BIDDER.

_____, as part of its bid for the _____ work for Community High School District 99, Downers Grove, Illinois, certifies that said contractor is not barred from bidding on the aforementioned contract as a result of a violation of the Illinois Prevailing Wage Act (Ill. Rev. Stat., 1987 Ch. 48, Sections 398 s-1-12 as amended by Public Act 86-693 and 86-799 effected January 1, 1990).

Firm: _____

By: _____
(Signature)

(Printed Name & Title)

SUBSCRIBED AND SWORN TO before me

This _____ day of _____, 2019

NOTARY PUBLIC

NON-COLLUSION AFFIDAVIT

AFFIDAVIT: "I (we) hereby certify and affirm that my (our) proposal was prepared independently for this project and that it contains no fees or amounts other than that for the legitimate execution of this work as specified and that it includes no understanding or agreements in restraint of trade."

The following affidavit must be signed and submitted with bidder's bid proposal.
FAILURE TO DO SO MAY RESULT IN DISQUALIFICATION OF THE BIDDER.

_____, as a part of its bid for the _____ work for
Community High School District 99, Downers Grove, Illinois, certifies that said Contractor is not barred from bidding
on the aforementioned contract as a result of a violation of the above Non-Collusion Affidavit.

Firm: _____

By: _____
(Signature)

(Printed Name & Title)

SUBSCRIBED AND SWORN TO before me

This _____ day of _____, 2019

NOTARY PUBLIC

Criminal Background Investigations

Contractor hereby represents, warrants and certified that no officer or director thereof has any knowledge that any employee thereof has been convicted of committing or attempting to commit "Criminal Code of 1961," 720 ILCS, Sections 5/11-6 (Indecent solicitation of a child), 5/11-9 (Public indecency), 5/11-14 (Prostitution), 5/11-15 (Soliciting for a prostitute), 5/11-15.1 (Soliciting for a juvenile prostitute), 5/11-19 (Pimping), 5/11-19.1 (Juvenile pimping), 5/11-19.2 (Exploitation of a child), 5/11-20 (Obscenity), 5/11-20.1 (Sexual assault), 5/12-14 (Aggravated criminal sexual assault), 5/12-15 (Criminal sexual abuse), and 5/120-16 (Aggravated criminal sexual abuse), and/or those offenses defined in the "Cannabis Control Act," 720 ILCS, 550/1 et seq. (except the "Illinois Controlled Substances Act," 720 ILCS 570/100 et seq. and/or any offense committed or attempted in any other state or against the laws of the United States, which if committed or attempted in this State, would have been punishable as one or more of the foregoing offenses.

Contractor further agrees that it shall not employ any person who have or may have direct, daily contact with the pupils of any school in the district, and for whom a criminal background investigation has not been conducted pursuant hereto, and further represents and agrees that all applicants for any such employment shall furnish with their applications the attached written "Authorization for Criminal Background Information" form authorizing the Board of Education to request a criminal background investigation of said applicant pursuant to Section 5/10-21.9 of the School Code of Illinois and to receive criminal history record information pursuant thereto to determine if the applicant has been convicted of committing or attempting to commit any of the criminal or drug offenses enumerated above. Contractor further agrees to submit with said authorization payment for any costs and expenses associated with the criminal background investigation.

Contractor further represents, warrants, and certifies that no applicant for employment with respect to whom the criminal investigation reveals any conviction for committing and/or attempting to commit any of the above enumerated offenses shall be employed thereby in any position that involves or may involve contact with the students of the school district.

This certification is executed on the date hereinafter indicated by the designated contractor by its duly authorized officer.

Firm: _____

By: _____
(Signature)

(Printed Name & Title)

Date: _____

Criminal Background Investigation

The undersigned hereby authorizes in Board of Education of Community High School District 99, Downers Grove, Illinois, to request a criminal background investigation from the Illinois State Police, pursuant to Section 5/10-21.9 of the School Code of Illinois, 105 ILCS 5/10-21.9 and to receive criminal history record information pursuant thereto.

By: _____
(Signature of Applicant of Employee)

(Printed or Typed Name of Applicant Employee)

Date: _____

BUSINESS CLASSIFICATION

a) Business Entity (check one)

Corporation (Publicly held)* Not-for-Profit* Government Agency/Public Institution*
 Corporation (Privately held) Partnership Sole Proprietor

* If checked, do not complete section III (b) and (c) below.

b) Business Ownership (check one) If minority or woman owned, attach copy of certification evidence.

Large Business: Male Owned Woman Owned
Small Business: Male Owned Woman Owned

BUSINESS DEFINITIONS

Small Business Concern - an independently owned and operated concern certified, or certifiable, as a small business by the Federal Small Business Administration (SBA). Standard Industrial Classification (SIC) codes may be found in the Federal Acquisition Regulations, Section 19.102 or in the Federal Procurement Regulations, Section 1-1.701.

Small Disadvantaged or Minority Business Concern - a small business concern which is at least fifty-one percent (51%) owned by one or more socially and economically disadvantaged individuals or in the case of any publicly owned business, at least fifty-one percent (51%) of the stock of which is owned by such individuals; and whose management and daily business operations are controlled by one or more of such individuals. Business owners who certify that they are members of named groups (Black Americans, Hispanic Americans, Native Americans, Asian-Pacific Americans) are considered socially and economically disadvantaged.

Woman-Owned Business - a business concern that is at least fifty-one percent (51%) owned by a woman or women who also control and operate it. "Control" in this context means exercising the power to make policy decisions. "Operate" in this context means being actively involved in the day-to-day management.

c) Race/Ethnicity of Ownership (check one) based on definitions below.

Black Asian/Pacific or Asian/Indian Caucasian
 Hispanic Native American (American Indians, Eskimos, Aleuts and native Hawaiians)

ETHNIC GROUP DEFINITIONS

Black Americans: United States citizens whose origins are in any of the Black racial groups of Africa.
Hispanic Americans: United States citizens whose origins are in Mexico, Puerto Rico, Cuba, Portugal, Central or Central America.
Native Americans: United States citizens whose origins are in any of the original peoples of North America, i.e., American Indians, Eskimos, Aleuts and native Hawaiians.
Asian Pacific/Asian Indian Americans: United States citizens whose origins are in Japan, China, Korea, Taiwan, Cambodia, Laos, Vietnam, the Philippines, Samoa, Guam, the U.S. Trust Territories of the Pacific Islands, the Northern Mariana Islands, India, Pakistan, or Bangladesh.

I certify that the business classification and ethnicity indicated above reflects the true and correct status of this business in accordance with current Federal Small Business Administration criteria. I agree to inform Community High School District 99 immediately in writing of any changes to the information contained herein, including changes in ownership, controlling interest or operations. I understand that falsely certifying this information may result in suspension from participation in Community High School District 99 - North High School Phase II project.

Name: _____ Title: _____
(Print or Type)

Signature: _____ Date: _____

END OF SECTION 00301

BID DATE: January 24th at 1:00 p.m. (CST)
(as date/time stamped by District 99's Receptionist)

BID TO: Community High School District 99
Administrative Center
6301 Springside Avenue
Downers Grove, IL 60516

RECEIVED BY:

BID FROM: _____

BID FOR: ***Bid Group 10 Bid Package #89 – Metal Framing & Drywall
Phase C***

North High School
4436 Main Street
Downers Grove, IL 60515

It is required to have one original and one copy of your bid form.

THE UNDERSIGNED:

Acknowledges receipt of:

Plans and specifications for the work indicated above.

Addenda: No. _____ dated _____
No. _____ dated _____
No. _____ dated _____
No. _____ dated _____

Having examined the site of the work, and having familiarized himself or herself with local conditions affecting the cost of the work and with all requirements of the bidding documents including Instructions to Bidders, drawings, specifications and duly issued addenda as prepared by the architect, Wight & Company, hereby agrees to perform all work and furnish all labor, material and equipment specifically required of him by the bidding documents and such additional work as may be included as related requirements in other divisions or sections of the specifications, exclusive of alternate bids.

Agrees:

To furnish and install the described material and/or services for stated lump sum price.

To hold this bid open until **90** calendar days after bid opening date.

DIVISION 0 – BIDDING & CONTRACT REQUIREMENTS
SECTION 00389 - BID FORM

To accept the provisions of the General Provisions (Project Manual Division 0 – Bidding & Contracting Requirements Section 00201) and disposition of bid security.

To enter into and execute a contract with the Owner, if awarded on the basis of this bid, and in connection therewith to:

1. Furnish all bonds and insurance required by the bidding documents.
2. Accomplish the work in accordance with the contract.
3. Complete the work within the contract time herein specified.

Completion Time:

The undersigned agrees to begin construction immediately, or as directed by the Construction Manager, upon notice of contract award and to perform the following components of the work in accordance with the Construction Manager's Construction. This schedule is bound in the Project Manual. See attached scope of work in section 0300.

SCOPE OF WORK:

The work in this agreement (without additional compensation) shall include, but shall not necessarily be limited to, all skilled labor, supervision, premium time, materials, tools, equipment, plant, supplies, samples, shop drawings, design/engineering drawings, layout, transportation, supervision, contributions, insurance, taxes (if applicable), compliance with all agencies (City / Village, County, State, Federal and/or any other jurisdictional agency, as may be required) and/or all services and facilities necessary and/or required for the performance of all Work shown, detailed, and/or implied by the following documents and as defined herein.

It is understood that this Trade Contractor shall perform the Work for a complete and operational system as indicated or implied in all Contract Documents. It is recognized and understood that the documents upon which the bid is based are at a conceptual phase and this Contractor who has certain skills and judgments based upon his knowledge of techniques, procedures, systems, general state of the art of his specialty is expected to include in the scope of work, all items required in order to carry out a complete and functional system whether or not shown or described in the contract documents. This contract will be awarded on the basis of such documents with the understanding that this contractor is to furnish and install all items required for the proper completion of this work without adjustment to this contract price. No extra payments shall be made of claims entertained as a result of such items, unless it can be clearly demonstrated to be added scope to the contract and beyond the original intent of the documents.

Contractor to provide all Trade Contract work referenced in:

1. Any sheet of this bid group package including (reference Division 0 – Bidding and Contract Requirements, Section 00200 – Notice to Bidders).
2. Specification 00300 Bid Packages Scope Document.

WORK BASE BID: For providing all work including all allowances as required for the completion of the construction of the base bid project as shown on the drawings and specifications and NOT including alternate bids and/or contractor's proposed alternates and substitutes.

BASE BID

TOTAL BASE BID AMOUNT NORTH HIGH SCHOOL MASTER FACILITY PLAN

_____ Dollars (\$ _____)

1. This TRADE CONTRACTOR shall include an allowance of **\$50,000.00 in their base bid** to account for any unforeseen conditions. Contract amounts will be adjusted by change order for amounts greater or less than the allowance. Allowance to be utilized only at the direction of Construction Manager.

2. Alternate #1: This TRADE CONTRACTOR shall provide an **ADD** Alternate for all the Metal Framing and Drywall Ceiling work associated with the (2) single use bathrooms as shown on A2.01B.b and 9/A2.11

ADD _____

Dollars (\$ _____)

3. Alternate #2: This TRADE CONTRACTOR shall provide an **ADD** Alternate to Frame and Drywall the Walls shown as an Alternate on sheet A2.02E.

ADD _____

Dollars (\$ _____)

BONDS:

This TRADE CONTRACTOR will be required to provide a Performance and Payment Bond for their work in accordance with 00201 of the General Conditions.

Award Basis:

The project will be awarded based upon the attached Evaluation Criteria, Section 301a. Owner and Construction Manager alternate's may be considered to find the most qualified bidder if the result of combining the base bid and the selected alternate(s) is the most qualified bid, and is to the benefit of the owner.

Each of the following amounts for alternate construction includes the entire cost of such construction, except as otherwise noted. Acceptance of any or all of the alternates for inclusion in the contract is the sole prerogative of the owner.

All additional costs due to the alternates are included in the amount to be added to the base bid, so that no additional costs will be borne by the owner due to acceptance of alternates. This alternate price is not to be included in the base bid price.

Owner Requested Alternates:

Each of the following amounts for alternate construction includes the entire cost of such construction, except as otherwise noted. Acceptance of any or all of the alternates for inclusion in the contract is the sole prerogative of the owner.

All additional costs due to the alternates are included in the amount to be added to the base bid, so that no additional costs will be borne by the owner due to acceptance of alternates.

Proposed Alternates: (Contractors Proposed Alternates)

Item Specified	Proposed Alternate	Change in Bid Price
1. _____	_____	_____
2. _____	_____	_____
3. _____	_____	_____

Owner Requested Unit Prices/Allowances (as applicable to this Trade Contractor's scope of work) (additive or deductive).

This trade contractor includes _____ dumpsters for all refuse caused by this trade contractor's work in the amount of _____ Dollars (\$ _____) Note: trade contractors are to include in their bid form submittal the quantity of dumpsters required to complete their work and the cost associated with same. Dumpster costs will be subtracted by change order. Dumpsters will be procured and managed by Construction Manager. Note: Dumpster use in excess of that proposed by this Trade Contractor will be adjusted by back charge.

Owner Requested Scheduling Information:

Note: The work of this Trade Contractor is to be completed in accordance with the overall project schedule as identified elsewhere in this project manual and/or as subsequently directed by Construction Manager. This Trade Contractor shall submit a proposed submittals list/schedule/material log within five (5) calendar days of Notice To Proceed.

1. Shop drawings / Submittal for this trade contractor will be submitted within 10 calendar days of receipt of notice to proceed.

Bid Acceptance:

If written notice of the acceptance of this bid is mailed, telegraphed or delivered to the undersigned within the time noted herein, after the date of opening of bids or at any time thereafter before this bid is withdrawn, the undersigned agrees that he will execute a construction contract in accordance with the bids as accepted.

The Owner reserves the right to award the contract to its best interests, review and accept any and all value engineering alternatives, negotiate with the lowest responsible bidder, to reject any or all bids, to waive any informalities in bidding and to hold all bids for the bid guarantee period. The Owner reserves the right to award separate contracts for any of the items of work bid herein.

Bid Deposit:

The undersigned furnishes herewith, as required in the Instructions to Bidders, a bid deposit in the amount of ten percent (10%) of the amount bid in the form of Cashier's Check, or Certified Check, made payable to the Owner or Bid Bond, naming the Owner as obligee. (Bidder to check form of deposit furnished.)

It is understood and agreed that should the undersigned fail to enter into a contract with the Owner or furnish acceptable contract security within the time and in the manner herein provided, the bid deposit shall be retained by the Owner as liquidated damages and not as a forfeiture. As it is impossible to determine precisely an exact amount of damages the Owner will sustain, it is agreed that the bid deposit is a fair and equitable estimate of such damages.

REPRESENTATIONS AND CERTIFICATIONS:

The bidder makes the following representations and certifications as part of his bid on the project herein identified in the Bid Form. In the case of a joint venture bid, each party represents and certifies as to his own organization.

AVAILABILITY. The number and amount of contracts and awards pending which I am and/or will be obligated to perform, now and during the course of the project, will not interfere with or hinder the timely prosecution of my work.

SURETY. I have notified a Surety Company that I am submitting a bid for work to be performed on the project. The Surety Company has agreed to issue a performance and labor and material payment bond for my work, if my bid is accepted and the contract awarded to me.

INDEPENDENT PRICE DETERMINATION. The contract sum in this bid has been arrived at independently, without consultation, communication or agreement for the purpose of restricting competition.

DIVISION 0 – BIDDING & CONTRACT REQUIREMENTS
SECTION 00389 - BID FORM

PREVAILING WAGE. The contractor and each subcontractor shall pay not less than the general prevailing rate of hourly wages for work of a similar character in the locality in which the work is performed and not less than general prevailing rate of hourly wages for legal holidays and overtime work in the performance of work under this contract, as established by the Illinois Department of Labor, pursuant to an act of the General Assembly of the State of Illinois approved June 26, 1941 as amended according to Section 820 ILCS 130/1.

Pursuant to Section 820 ILCS 130/5, the contractor and each subcontractor shall keep an accurate record showing the names and occupation of all laborers, workers and mechanics employed by them, and also showing the actual hourly wages paid to each such individual, which record shall be open at all reasonable hours to inspection by the Owner, its officers and agents, and to agents of the Illinois Department of Labor.

The contractor and each subcontractor hereby agree, jointly and severally, to defend, indemnify and hold harmless the Owner from any and all claims, demands, liens or suits of any kind or nature whatsoever (including suits for injunctive relief) by the Illinois Department of Labor under the Illinois Prevailing Wage Act, Section 820 ILCS 130/1., or by any laborer, worker or mechanic employed by the contractor or the subcontractor who alleges that he has been paid for his services in a sum less than prevailing wage rates required by Illinois law. The Owner agrees to notify the contractor or subcontractor of the pendency of any such claim, demand, lien or suit.

DIVISION 0 – BIDDING & CONTRACT REQUIREMENTS
SECTION 00389 - BID FORM

By submitting a bid, each bidder agrees to waive any claim it has or may have against the Owner, the Architect, Engineer, Construction Manager and their respective employees, arising out of or in connection with the administration, evaluation, or recommendation of any bid; waiver of any requirements under the Bid Documents; or the Contract Document; acceptance or rejection of any bids; and award of the Contract.

Signature:

Respectfully submitted this _____ day _____, 2019

Type of Firm (Bidder to indicate)

_____ Individual

_____ Partnership

_____ Corporation

_____ Joint Venture

_____ Other

(CORPORATE SEAL)

(Firm Name)

(Address)

(Telephone Number) (FAX)

(E-mail Address)

(Bidder's Signature)

(Title)

Subscribed and sworn to me
this _____ day of _____, 2019

NOTE: All pages of this bid form must be returned with your proposal. Failure to do so shall disqualify your bid.

CERTIFICATE OF BIDDER ELIGIBILITY

720 ILCS 5/33E-11 REQUIRES THAT ALL CONTRACTORS BIDDING FOR PUBLIC AGENCIES IN THE State of Illinois certify that they are not barred from bidding on public contracts for bid rigging or bid rotation.

The following certification must be signed and submitted with bidder's bid proposal. FAILURE TO DO SO MAY RESULT IN DISQUALIFICATION OF THE BIDDER.

_____, as part of its bid for the _____ work for Community High School District 99, Downers Grove, Illinois, DuPage County, Illinois certified that said contractor is not barred from bidding on the aforementioned contract as a result of violation of either 720 ILCS 5/33E-3 or 720 ILCS 5/33-E4.

Firm: _____

By: _____
(Signature)

(Printed Name & Title)

SUBSCRIBED AND SWORN TO before me

This _____ day of _____, 2019

NOTARY PUBLIC

**CRIMINAL CODE CERTIFICATION
AS REQUIRED BY:
STATE OF ILLINOIS CRIMINAL CODE OF 2012, 720 ILCS 5/33E-11**

I, _____ the individual whose signature appears below on this bid/contract
for _____ hereby certify that the bidding
party/contracting party is not barred from bidding on the contract as a result of a violation of either Section 33E-3 or
Section 33E-4 of 720 ILCS 5/33E-3 or 5/33E-4 of the Illinois Compiled Statutes, as amended.

By: _____
Authorized Agent of Contractor (name and title)

SUBSCRIBED AND SWORN to before
me this ____ day _____, 20__.

Notary Public

EQUAL EMPLOYMENT OPPORTUNITY

Section I. This EQUAL EMPLOYMENT OPPORTUNITY CLAUSE is required by the Illinois Human Rights Act and the Rules and Regulations of the Illinois Department of Human Rights published at 44 Illinois Administrative Code Section 750, *et seq.*

Section II. In the event of the Contractor's noncompliance with any provision of this Equal Employment Opportunity Clause, the Illinois Human Rights Act, or the Rules and Regulations of the Department of Human Rights (hereinafter referred to as the Department) the Contractor may be declared ineligible for future contracts or subcontracts with the State of Illinois or any of its political subdivisions or municipal corporations, and this Contract may be canceled or voided in whole or in part, and other sanctions or penalties may be imposed or remedies involved as provided by statute or regulation.

During the performance of this Agreement, the Contractor agrees:

A. That it will not discriminate against any employee or applicant for employment because of race, color, religion, sex, sexual orientation, national origin or ancestry, citizenship status, age, physical or mental disability unrelated to ability, military status or an unfavorable discharge from military service; and further that it will examine all job classifications to determine if minority persons or women are underutilized and will take appropriate affirmative action to rectify any such underutilization.

B. That, if it hires additional employees in order to perform this Contract, or any portion hereof, it will determine the availability (in accordance with the Department's Rules and Regulations) of minorities and women in the area(s) from which it may reasonably recruit and it will hire for each job classification for which employees are hired in such a way that minorities and women are not underutilized.

C. That, in all solicitations or advertisements for employees placed by it or on its behalf, it will state that all applicants will be afforded equal opportunity without discrimination because of race, color, religion, sex, sexual orientation, marital status, national origin or ancestry, citizenship status, age, or physical or mental handicap unrelated to ability, military status or an unfavorable discharge from military service.

D. That it will send to each labor organization or representative of workers with which it has or is bound by a collective bargaining or other agreement or understanding, a notice advising such labor organization or representative of the Vendor's obligations under the Illinois Human Rights Act and Department's Rules and Regulations. If any labor organization or representative fails or refuses to cooperate with the Contractor in its efforts to comply with the Act and Rules and Regulations, the Contractor will promptly notify the Department and the contracting agency and will recruit employees from other sources when necessary to fulfill its obligations under the Contract.

E. That it will submit reports as required by the Department's Rules and Regulations, furnish all relevant information as may from time to time be requested by the Department or the contracting agency, and in all respects comply with the Illinois Human Rights Act and Department's Rules and Regulations.

F. That it will permit access to all relevant books, records, accounts and work sites by personnel of the contracting agency and Department for purposes of investigation to ascertain compliance with the Illinois Human Rights Act and Department's Rules and Regulations.

G. That it will include verbatim or by reference the provisions of this Equal Employment Opportunity Clause in every subcontract it awards under which any portion of this Contract obligations are undertaken or assumed, so that such provisions will be binding upon such subcontractor. In the same manner as the other provisions of this Agreement, the Contractor will be liable for compliance with applicable provisions of this clause by such subcontractors; and further it will promptly notify the contracting agency and the Department in the event any subcontractor fails or refuses to comply therewith. In addition, the Contractor will not utilize any subcontractor declared by the Illinois Human Rights Department to be ineligible for contracts or subcontracts with the State of Illinois or any of its political subdivisions or municipal corporations.

ACKNOWLEDGED AND AGREED TO:

By: _____
Authorized Agent of Contractor (name and title)

DATE: _____

SEXUAL HARASSMENT POLICY

_____, having submitted a bid for _____ (Name of Contractor)
_____ to Community High School District No. 00, hereby
certifies that said contractor has a written sexual harassment policy in place in full compliance with 775 ILCS 5/2-
105 (A) (4).

By: _____
Authorized Agent of Contractor (name and title)

SUBSCRIBED AND SWORN to before
me this _____ day _____, 20____.

Notary Public

TAX CERTIFICATION

I, _____, having been first duly sworn depose and state as follows:

I, _____, am the duly authorized agent for
_____ which has submitted a proposal to Community
High School District No. 99 for

_____ and I hereby certify that
_____ is not delinquent in the payment of any tax administered by the
Illinois Department of Revenue, or if it is:

a. it is contesting its liability for the tax or the amount of tax in accordance with procedures established by the appropriate Revenue Act; or

b. it has entered into an agreement with the Department of Revenue for payment of all taxes due and is currently in compliance with that agreement.

By: _____
Authorized Agent of Contractor (name and title)

SUBSCRIBED AND SWORN to before
me this _____ day _____, 20__.

Notary Public

SUBSTANCE ABUSE PREVENTION ON PUBLIC WORKS PROJECTS

The Contractor certifies that it has in place a written program that meets or exceeds the program requirements of the Substance Abuse Prevention on Public Works Projects Act (Public Act 95-0635), and will provide a copy thereof to Community High School District No. 99 prior to commencement of work on the Project.

By: _____
Authorized Agent of Contractor (name and title)

SUBSCRIBED AND SWORN to before
me this ____ day _____, 20__.

Notary Public

**CERTIFICATE REGARDING
EMPLOYMENT OF ILLINOIS WORKERS ON PUBLIC WORKS**

_____ agrees if at the time the Agreement is executed, or if during the term of the Agreement, there is excessive unemployment in Illinois as defined in the Employment of Illinois Workers on Public Works Act, 30- ILCS 570/0/01 et seq., as two consecutive months of unemployment exceeding 5%, then _____ agrees to employ Illinois laborers in accordance with the Employment of Illinois Workers on Public Works Act. An "Illinois laborer" is defined as any person who has resided in Illinois for at least thirty (30) days and intends to become or remain an Illinois resident.

Firm: _____

By: _____
(Signature)

(Printed Name & Title)

SUBSCRIBED AND SWORN TO before me

This _____ day of _____, 2019

NOTARY PUBLIC

PREVAILING WAGE AFFIDAVIT

AFFIDAVIT: "I (we) hereby certify and affirm that if awarded a contract with Community High School District 99, we will comply fully with the "Illinois Prevailing Wage Act (Ill. Rev. Stat., 1987 Ch. 48, Sections 398 s-1-12 as amended by Public Act 86-693 and 86-799 effected January 1, 1990, and any other amendments effective thereafter)". We further understand that current prevailing wage standards are included in the Supplementary General Conditions.

The following affidavit must be signed and submitted with bidder's bid proposal. FAILURE TO DO SO MAY RESULT IN DISQUALIFICATION OF THE BIDDER.

_____, as part of its bid for the _____ work for Community High School District 99, Downers Grove, Illinois, certifies that said contractor is not barred from bidding on the aforementioned contract as a result of a violation of the Illinois Prevailing Wage Act (Ill. Rev. Stat., 1987 Ch. 48, Sections 398 s-1-12 as amended by Public Act 86-693 and 86-799 effected January 1, 1990).

Firm: _____

By: _____
(Signature)

(Printed Name & Title)

SUBSCRIBED AND SWORN TO before me

This _____ day of _____, 2019

NOTARY PUBLIC

NON-COLLUSION AFFIDAVIT

AFFIDAVIT: "I (we) hereby certify and affirm that my (our) proposal was prepared independently for this project and that it contains no fees or amounts other than that for the legitimate execution of this work as specified and that it includes no understanding or agreements in restraint of trade."

The following affidavit must be signed and submitted with bidder's bid proposal.
FAILURE TO DO SO MAY RESULT IN DISQUALIFICATION OF THE BIDDER.

_____, as a part of its bid for the _____ work for
Community High School District 99, Downers Grove, Illinois, certifies that said Contractor is not barred from bidding
on the aforementioned contract as a result of a violation of the above Non-Collusion Affidavit.

Firm: _____

By: _____
(Signature)

(Printed Name & Title)

SUBSCRIBED AND SWORN TO before me

This _____ day of _____, 2019

NOTARY PUBLIC

Criminal Background Investigations

Contractor hereby represents, warrants and certified that no officer or director thereof has any knowledge that any employee thereof has been convicted of committing or attempting to commit "Criminal Code of 1961," 720 ILCS, Sections 5/11-6 (Indecent solicitation of a child), 5/11-9 (Public indecency), 5/11-14 (Prostitution), 5/11-15 (Soliciting for a prostitute), 5/11-15.1 (Soliciting for a juvenile prostitute), 5/11-19 (Pimping), 5/11-19.1 (Juvenile pimping), 5/11-19.2 (Exploitation of a child), 5/11-20 (Obscenity), 5/11-20.1 (Sexual assault), 5/12-14 (Aggravated criminal sexual assault), 5/12-15 (Criminal sexual abuse), and 5/120-16 (Aggravated criminal sexual abuse), and/or those offenses defined in the "Cannabis Control Act," 720 ILCS, 550/1 et seq. (except the "Illinois Controlled Substances Act," 720 ILCS 570/100 et seq. and/or any offense committed or attempted in any other state or against the laws of the United States, which if committed or attempted in this State, would have been punishable as one or more of the foregoing offenses.

Contractor further agrees that it shall not employ any person who have or may have direct, daily contact with the pupils of any school in the district, and for whom a criminal background investigation has not been conducted pursuant hereto, and further represents and agrees that all applicants for any such employment shall furnish with their applications the attached written "Authorization for Criminal Background Information" form authorizing the Board of Education to request a criminal background investigation of said applicant pursuant to Section 5/10-21.9 of the School Code of Illinois and to receive criminal history record information pursuant thereto to determine if the applicant has been convicted of committing or attempting to commit any of the criminal or drug offenses enumerated above. Contractor further agrees to submit with said authorization payment for any costs and expenses associated with the criminal background investigation.

Contractor further represents, warrants, and certifies that no applicant for employment with respect to whom the criminal investigation reveals any conviction for committing and/or attempting to commit any of the above enumerated offenses shall be employed thereby in any position that involves or may involve contact with the students of the school district.

This certification is executed on the date hereinafter indicated by the designated contractor by its duly authorized officer.

Firm: _____

By: _____
(Signature)

(Printed Name & Title)

Date: _____

Criminal Background Investigation

The undersigned hereby authorizes in Board of Education of Community High School District 99, Downers Grove, Illinois, to request a criminal background investigation from the Illinois State Police, pursuant to Section 5/10-21.9 of the School Code of Illinois, 105 ILCS 5/10-21.9 and to receive criminal history record information pursuant thereto.

By: _____
(Signature of Applicant of Employee)

(Printed or Typed Name of Applicant Employee)

Date: _____

BUSINESS CLASSIFICATION

a) Business Entity (check one)

Corporation (Publicly held)* Not-for-Profit* Government Agency/Public Institution*
 Corporation (Privately held) Partnership Sole Proprietor

* If checked, do not complete section III (b) and (c) below.

b) Business Ownership (check one) If minority or woman owned, attach copy of certification evidence.

Large Business: Male Owned Woman Owned
Small Business: Male Owned Woman Owned

BUSINESS DEFINITIONS

Small Business Concern - an independently owned and operated concern certified, or certifiable, as a small business by the Federal Small Business Administration (SBA). Standard Industrial Classification (SIC) codes may be found in the Federal Acquisition Regulations, Section 19.102 or in the Federal Procurement Regulations, Section 1-1.701.

Small Disadvantaged or Minority Business Concern - a small business concern which is at least fifty-one percent (51%) owned by one or more socially and economically disadvantaged individuals or in the case of any publicly owned business, at least fifty-one percent (51%) of the stock of which is owned by such individuals; and whose management and daily business operations are controlled by one or more of such individuals. Business owners who certify that they are members of named groups (Black Americans, Hispanic Americans, Native Americans, Asian-Pacific Americans) are considered socially and economically disadvantaged.

Woman-Owned Business - a business concern that is at least fifty-one percent (51%) owned by a woman or women who also control and operate it. "Control" in this context means exercising the power to make policy decisions. "Operate" in this context means being actively involved in the day-to-day management.

c) Race/Ethnicity of Ownership (check one) based on definitions below.

Black Asian/Pacific or Asian/Indian Caucasian
 Hispanic Native American (American Indians, Eskimos, Aleuts and native Hawaiians)

ETHNIC GROUP DEFINITIONS

Black Americans: United States citizens whose origins are in any of the Black racial groups of Africa.
Hispanic Americans: United States citizens whose origins are in Mexico, Puerto Rico, Cuba, Portugal, Central or Central America.
Native Americans: United States citizens whose origins are in any of the original peoples of North America, i.e., American Indians, Eskimos, Aleuts and native Hawaiians.
Asian Pacific/Asian Indian Americans: United States citizens whose origins are in Japan, China, Korea, Taiwan, Cambodia, Laos, Vietnam, the Philippines, Samoa, Guam, the U.S. Trust Territories of the Pacific Islands, the Northern Mariana Islands, India, Pakistan, or Bangladesh.

I certify that the business classification and ethnicity indicated above reflects the true and correct status of this business in accordance with current Federal Small Business Administration criteria. I agree to inform Community High School District 99 immediately in writing of any changes to the information contained herein, including changes in ownership, controlling interest or operations. I understand that falsely certifying this information may result in suspension from participation in Community High School District 99 - North High School Phase II project.

Name: _____ Title: _____
(Print or Type)

Signature: _____ Date: _____

END OF SECTION 00301

BID DATE: January 24th at 1:00 p.m. (CST)
(as date/time stamped by District 99's Receptionist)

BID TO: Community High School District 99
Administrative Center
6301 Springside Avenue
Downers Grove, IL 60516

RECEIVED BY:

BID FROM: _____

BID FOR: ***Bid Group 10 Bid Package #90 – Curtain Wall, Storefront, Skylights & Glazing
Phase C***

North High School
4436 Main Street
Downers Grove, IL 60515

It is required to have one original and one copy of your bid form.

THE UNDERSIGNED:

Acknowledges receipt of:

Plans and specifications for the work indicated above.

Addenda: No. _____ dated _____
No. _____ dated _____
No. _____ dated _____
No. _____ dated _____

Having examined the site of the work, and having familiarized himself or herself with local conditions affecting the cost of the work and with all requirements of the bidding documents including Instructions to Bidders, drawings, specifications and duly issued addenda as prepared by the architect, Wight & Company, hereby agrees to perform all work and furnish all labor, material and equipment specifically required of him by the bidding documents and such additional work as may be included as related requirements in other divisions or sections of the specifications, exclusive of alternate bids.

Agrees:

To furnish and install the described material and/or services for stated lump sum price.

To hold this bid open until **90** calendar days after bid opening date.

DIVISION 0 – BIDDING & CONTRACT REQUIREMENTS
SECTION 00390 - BID FORM

To accept the provisions of the General Provisions (Project Manual Division 0 – Bidding & Contracting Requirements Section 00201) and disposition of bid security.

To enter into and execute a contract with the Owner, if awarded on the basis of this bid, and in connection therewith to:

1. Furnish all bonds and insurance required by the bidding documents.
2. Accomplish the work in accordance with the contract.
3. Complete the work within the contract time herein specified.

Completion Time:

The undersigned agrees to begin construction immediately, or as directed by the Construction Manager, upon notice of contract award and to perform the following components of the work in accordance with the Construction Manager's Construction. This schedule is bound in the Project Manual. See attached scope of work in section 0300.

SCOPE OF WORK:

The work in this agreement (without additional compensation) shall include, but shall not necessarily be limited to, all skilled labor, supervision, premium time, materials, tools, equipment, plant, supplies, samples, shop drawings, design/engineering drawings, layout, transportation, supervision, contributions, insurance, taxes (if applicable), compliance with all agencies (City / Village, County, State, Federal and/or any other jurisdictional agency, as may be required) and/or all services and facilities necessary and/or required for the performance of all Work shown, detailed, and/or implied by the following documents and as defined herein.

It is understood that this Trade Contractor shall perform the Work for a complete and operational system as indicated or implied in all Contract Documents. It is recognized and understood that the documents upon which the bid is based are at a conceptual phase and this Contractor who has certain skills and judgments based upon his knowledge of techniques, procedures, systems, general state of the art of his specialty is expected to include in the scope of work, all items required in order to carry out a complete and functional system whether or not shown or described in the contract documents. This contract will be awarded on the basis of such documents with the understanding that this contractor is to furnish and install all items required for the proper completion of this work without adjustment to this contract price. No extra payments shall be made of claims entertained as a result of such items, unless it can be clearly demonstrated to be added scope to the contract and beyond the original intent of the documents.

Contractor to provide all Trade Contract work referenced in:

1. Any sheet of this bid group package including (reference Division 0 – Bidding and Contract Requirements, Section 00200 – Notice to Bidders).
2. Specification 00300 Bid Packages Scope Document.

WORK BASE BID: For providing all work including all allowances as required for the completion of the construction of the base bid project as shown on the drawings and specifications and NOT including alternate bids and/or contractor's proposed alternates and substitutes.

BASE BID

TOTAL BASE BID AMOUNT NORTH HIGH SCHOOL MASTER FACILITY PLAN

_____ Dollars (\$ _____)

1. This TRADE CONTRACTOR shall include an allowance of **\$25,000.00 in their base bid** to account for any unforeseen conditions. Contract amounts will be adjusted by change order for amounts greater or less than the allowance. Allowance to be utilized only at the direction of Construction Manager.

2. **Alt. Bid #1** - This TRADE CONTRACTOR shall provide an **ADD** Alternate Price to provide Glazing in new door and door lite shown on A2.02E.

ADD _____

Dollars (\$ _____)

BONDS:

This TRADE CONTRACTOR will be required to provide a Performance and Payment Bond for their work in accordance with 00201 of the General Conditions.

Award Basis:

The project will be awarded based upon the attached Evaluation Criteria, Section 301a. Owner and Construction Manager alternate's may be considered to find the most qualified bidder if the result of combining the base bid and the selected alternate(s) is the most qualified bid, and is to the benefit of the owner.

Each of the following amounts for alternate construction includes the entire cost of such construction, except as otherwise noted. Acceptance of any or all of the alternates for inclusion in the contract is the sole prerogative of the owner.

All additional costs due to the alternates are included in the amount to be added to the base bid, so that no additional costs will be borne by the owner due to acceptance of alternates. This alternate price is not to be included in the base bid price.

Owner Requested Alternates:

Each of the following amounts for alternate construction includes the entire cost of such construction, except as otherwise noted. Acceptance of any or all of the alternates for inclusion in the contract is the sole prerogative of the owner.

All additional costs due to the alternates are included in the amount to be added to the base bid, so that no additional costs will be borne by the owner due to acceptance of alternates.

Proposed Alternates: (Contractors Proposed Alternates)

Item Specified	Proposed Alternate	Change in Bid Price
1. _____	_____	_____
2. _____	_____	_____
3. _____	_____	_____

Owner Requested Unit Prices/Allowances (as applicable to this Trade Contractor's scope of work) (additive or deductive).

This trade contractor includes _____ dumpsters for all refuse caused by this trade contractor's work in the amount of _____

Dollars (\$ _____) Note: trade contractors are to include in their bid form submittal the quantity of dumpsters required to complete their work and the cost associated with same. Dumpster costs will be subtracted by change order. Dumpsters will be procured and managed by Construction Manager. Note: Dumpster use in excess of that proposed by this Trade Contractor will be adjusted by back charge.

Owner Requested Scheduling Information:

Note: The work of this Trade Contractor is to be completed in accordance with the overall project schedule as identified elsewhere in this project manual and/or as subsequently directed by Construction Manager. This Trade Contractor shall submit a proposed submittals list/schedule/material log within five (5) calendar days of Notice To Proceed.

1. Shop drawings / Submittal for this trade contractor will be submitted within 10 calendar days of receipt of notice to proceed.

Bid Acceptance:

If written notice of the acceptance of this bid is mailed, telegraphed or delivered to the undersigned within the time noted herein, after the date of opening of bids or at any time thereafter before this bid is withdrawn, the undersigned agrees that he will execute a construction contract in accordance with the bids as accepted.

The Owner reserves the right to award the contract to its best interests, review and accept any and all value engineering alternatives, negotiate with the lowest responsible bidder, to reject any or all bids, to waive any informalities in bidding and to hold all bids for the bid guarantee period. The Owner reserves the right to award separate contracts for any of the items of work bid herein.

Bid Deposit:

The undersigned furnishes herewith, as required in the Instructions to Bidders, a bid deposit in the amount of ten percent (10%) of the amount bid in the form of Cashier's Check, or Certified Check, made payable to the Owner or Bid Bond, naming the Owner as obligee. (Bidder to check form of deposit furnished.)

It is understood and agreed that should the undersigned fail to enter into a contract with the Owner or furnish acceptable contract security within the time and in the manner herein provided, the bid deposit shall be retained by the Owner as liquidated damages and not as a forfeiture. As it is impossible to determine precisely an exact amount of damages the Owner will sustain, it is agreed that the bid deposit is a fair and equitable estimate of such damages.

REPRESENTATIONS AND CERTIFICATIONS:

The bidder makes the following representations and certifications as part of his bid on the project herein identified in the Bid Form. In the case of a joint venture bid, each party represents and certifies as to his own organization.

AVAILABILITY. The number and amount of contracts and awards pending which I am and/or will be obligated to perform, now and during the course of the project, will not interfere with or hinder the timely prosecution of my work.

SURETY. I have notified a Surety Company that I am submitting a bid for work to be performed on the project. The Surety Company has agreed to issue a performance and labor and material payment bond for my work, if my bid is accepted and the contract awarded to me.

INDEPENDENT PRICE DETERMINATION. The contract sum in this bid has been arrived at independently, without consultation, communication or agreement for the purpose of restricting competition.

PREVAILING WAGE. The contractor and each subcontractor shall pay not less than the general prevailing rate of hourly wages for work of a similar character in the locality in which the work is performed and not less than general prevailing rate of hourly wages for legal holidays and overtime work in the performance of work under this contract, as established by the Illinois Department of Labor, pursuant to an act of the General Assembly of the State of Illinois approved June 26, 1941 as amended according to Section 820 ILCS 130/1.

Pursuant to Section 820 ILCS 130/5, the contractor and each subcontractor shall keep an accurate record showing

DIVISION 0 – BIDDING & CONTRACT REQUIREMENTS
SECTION 00390 - BID FORM

the names and occupation of all laborers, workers and mechanics employed by them, and also showing the actual hourly wages paid to each such individual, which record shall be open at all reasonable hours to inspection by the Owner, its officers and agents, and to agents of the Illinois Department of Labor.

The contractor and each subcontractor hereby agree, jointly and severally, to defend, indemnify and hold harmless the Owner from any and all claims, demands, liens or suits of any kind or nature whatsoever (including suits for injunctive relief) by the Illinois Department of Labor under the Illinois Prevailing Wage Act, Section 820 ILCS 130/1., or by any laborer, worker or mechanic employed by the contractor or the subcontractor who alleges that he has been paid for his services in a sum less than prevailing wage rates required by Illinois law. The Owner agrees to notify the contractor or subcontractor of the pendency of any such claim, demand, lien or suit.

DIVISION 0 – BIDDING & CONTRACT REQUIREMENTS
SECTION 00390 - BID FORM

By submitting a bid, each bidder agrees to waive any claim it has or may have against the Owner, the Architect, Engineer, Construction Manager and their respective employees, arising out of or in connection with the administration, evaluation, or recommendation of any bid; waiver of any requirements under the Bid Documents; or the Contract Document; acceptance or rejection of any bids; and award of the Contract.

Signature:

Respectfully submitted this _____ day _____, 2019

Type of Firm (Bidder to indicate)

_____ Individual

_____ Partnership

_____ Corporation

_____ Joint Venture

_____ Other

(Firm Name)

(Address)

(CORPORATE SEAL)

(Telephone Number) (FAX)

(E-mail Address)

(Bidder's Signature)

(Title)

Subscribed and sworn to me
this _____ day of _____, 2019

NOTE: All pages of this bid form must be returned with your proposal. Failure to do so shall disqualify your bid.

CERTIFICATE OF BIDDER ELIGIBILITY

720 ILCS 5/33E-11 REQUIRES THAT ALL CONTRACTORS BIDDING FOR PUBLIC AGENCIES IN THE State of Illinois certify that they are not barred from bidding on public contracts for bid rigging or bid rotation.

The following certification must be signed and submitted with bidder's bid proposal. FAILURE TO DO SO MAY RESULT IN DISQUALIFICATION OF THE BIDDER.

_____, as part of its bid for the _____ work for Community High School District 99, Downers Grove, Illinois, DuPage County, Illinois certified that said contractor is not barred from bidding on the aforementioned contract as a result of violation of either 720 ILCS 5/33E-3 or 720 ILCS 5/33-E4.

Firm: _____

By: _____
(Signature)

(Printed Name & Title)

SUBSCRIBED AND SWORN TO before me

This _____ day of _____, 2019

NOTARY PUBLIC

**CRIMINAL CODE CERTIFICATION
AS REQUIRED BY:
STATE OF ILLINOIS CRIMINAL CODE OF 2012, 720 ILCS 5/33E-11**

I, _____ the individual whose signature appears below on this bid/contract
for _____ hereby certify that the bidding
party/contracting party is not barred from bidding on the contract as a result of a violation of either Section 33E-3 or
Section 33E-4 of 720 ILCS 5/33E-3 or 5/33E-4 of the Illinois Compiled Statutes, as amended.

By: _____
Authorized Agent of Contractor (name and title)

SUBSCRIBED AND SWORN to before
me this ____ day _____, 20__.

Notary Public

EQUAL EMPLOYMENT OPPORTUNITY

Section I. This EQUAL EMPLOYMENT OPPORTUNITY CLAUSE is required by the Illinois Human Rights Act and the Rules and Regulations of the Illinois Department of Human Rights published at 44 Illinois Administrative Code Section 750, *et seq.*

Section II. In the event of the Contractor's noncompliance with any provision of this Equal Employment Opportunity Clause, the Illinois Human Rights Act, or the Rules and Regulations of the Department of Human Rights (hereinafter referred to as the Department) the Contractor may be declared ineligible for future contracts or subcontracts with the State of Illinois or any of its political subdivisions or municipal corporations, and this Contract may be canceled or voided in whole or in part, and other sanctions or penalties may be imposed or remedies involved as provided by statute or regulation.

During the performance of this Agreement, the Contractor agrees:

A. That it will not discriminate against any employee or applicant for employment because of race, color, religion, sex, sexual orientation, national origin or ancestry, citizenship status, age, physical or mental disability unrelated to ability, military status or an unfavorable discharge from military service; and further that it will examine all job classifications to determine if minority persons or women are underutilized and will take appropriate affirmative action to rectify any such underutilization.

B. That, if it hires additional employees in order to perform this Contract, or any portion hereof, it will determine the availability (in accordance with the Department's Rules and Regulations) of minorities and women in the area(s) from which it may reasonably recruit and it will hire for each job classification for which employees are hired in such a way that minorities and women are not underutilized.

C. That, in all solicitations or advertisements for employees placed by it or on its behalf, it will state that all applicants will be afforded equal opportunity without discrimination because of race, color, religion, sex, sexual orientation, marital status, national origin or ancestry, citizenship status, age, or physical or mental handicap unrelated to ability, military status or an unfavorable discharge from military service.

D. That it will send to each labor organization or representative of workers with which it has or is bound by a collective bargaining or other agreement or understanding, a notice advising such labor organization or representative of the Vendor's obligations under the Illinois Human Rights Act and Department's Rules and Regulations. If any labor organization or representative fails or refuses to cooperate with the Contractor in its efforts to comply with the Act and Rules and Regulations, the Contractor will promptly notify the Department and the contracting agency and will recruit employees from other sources when necessary to fulfill its obligations under the Contract.

E. That it will submit reports as required by the Department's Rules and Regulations, furnish all relevant information as may from time to time be requested by the Department or the contracting agency, and in all respects comply with the Illinois Human Rights Act and Department's Rules and Regulations.

F. That it will permit access to all relevant books, records, accounts and work sites by personnel of the contracting agency and Department for purposes of investigation to ascertain compliance with the Illinois Human Rights Act and Department's Rules and Regulations.

G. That it will include verbatim or by reference the provisions of this Equal Employment Opportunity Clause in every subcontract it awards under which any portion of this Contract obligations are undertaken or assumed, so that such provisions will be binding upon such subcontractor. In the same manner as the other provisions of this Agreement, the Contractor will be liable for compliance with applicable provisions of this clause by such subcontractors; and further it will promptly notify the contracting agency and the Department in the event any subcontractor fails or refuses to comply therewith. In addition, the Contractor will not utilize any subcontractor declared by the Illinois Human Rights Department to be ineligible for contracts or subcontracts with the State of Illinois or any of its political subdivisions or municipal corporations.

ACKNOWLEDGED AND AGREED TO:

By: _____
Authorized Agent of Contractor (name and title)

DATE: _____

SEXUAL HARASSMENT POLICY

_____, having submitted a bid for _____ (Name of Contractor)
_____ to Community High School District No. 00, hereby
certifies that said contractor has a written sexual harassment policy in place in full compliance with 775 ILCS 5/2-
105 (A) (4).

By: _____
Authorized Agent of Contractor (name and title)

SUBSCRIBED AND SWORN to before
me this _____ day _____, 20____.

Notary Public

TAX CERTIFICATION

I, _____, having been first duly sworn depose and state as follows:

I, _____, am the duly authorized agent for
_____ which has submitted a proposal to Community
High School District No. 99 for

_____ and I hereby certify that
_____ is not delinquent in the payment of any tax administered by the
Illinois Department of Revenue, or if it is:

a. it is contesting its liability for the tax or the amount of tax in accordance with procedures established by the appropriate Revenue Act; or

b. it has entered into an agreement with the Department of Revenue for payment of all taxes due and is currently in compliance with that agreement.

By: _____
Authorized Agent of Contractor (name and title)

SUBSCRIBED AND SWORN to before
me this _____ day _____, 20__.

Notary Public

SUBSTANCE ABUSE PREVENTION ON PUBLIC WORKS PROJECTS

The Contractor certifies that it has in place a written program that meets or exceeds the program requirements of the Substance Abuse Prevention on Public Works Projects Act (Public Act 95-0635), and will provide a copy thereof to Community High School District No. 99 prior to commencement of work on the Project.

By: _____
Authorized Agent of Contractor (name and title)

SUBSCRIBED AND SWORN to before
me this ____ day _____, 20__.

Notary Public

**CERTIFICATE REGARDING
EMPLOYMENT OF ILLINOIS WORKERS ON PUBLIC WORKS**

_____ agrees if at the time the Agreement is executed, or if during the term of the Agreement, there is excessive unemployment in Illinois as defined in the Employment of Illinois Workers on Public Works Act, 30- ILCS 570/0/01 et seq., as two consecutive months of unemployment exceeding 5%, then _____ agrees to employ Illinois laborers in accordance with the Employment of Illinois Workers on Public Works Act. An "Illinois laborer" is defined as any person who has resided in Illinois for at least thirty (30) days and intends to become or remain an Illinois resident.

Firm: _____

By: _____
(Signature)

(Printed Name & Title)

SUBSCRIBED AND SWORN TO before me

This _____ day of _____, 2019

NOTARY PUBLIC

PREVAILING WAGE AFFIDAVIT

AFFIDAVIT: "I (we) hereby certify and affirm that if awarded a contract with Community High School District 99, we will comply fully with the "Illinois Prevailing Wage Act (Ill. Rev. Stat., 1987 Ch. 48, Sections 398 s-1-12 as amended by Public Act 86-693 and 86-799 effected January 1, 1990, and any other amendments effective thereafter)". We further understand that current prevailing wage standards are included in the Supplementary General Conditions.

The following affidavit must be signed and submitted with bidder's bid proposal. FAILURE TO DO SO MAY RESULT IN DISQUALIFICATION OF THE BIDDER.

_____, as part of its bid for the _____ work for Community High School District 99, Downers Grove, Illinois, certifies that said contractor is not barred from bidding on the aforementioned contract as a result of a violation of the Illinois Prevailing Wage Act (Ill. Rev. Stat., 1987 Ch. 48, Sections 398 s-1-12 as amended by Public Act 86-693 and 86-799 effected January 1, 1990).

Firm: _____

By: _____
(Signature)

(Printed Name & Title)

SUBSCRIBED AND SWORN TO before me

This _____ day of _____, 2019

NOTARY PUBLIC

NON-COLLUSION AFFIDAVIT

AFFIDAVIT: "I (we) hereby certify and affirm that my (our) proposal was prepared independently for this project and that it contains no fees or amounts other than that for the legitimate execution of this work as specified and that it includes no understanding or agreements in restraint of trade."

The following affidavit must be signed and submitted with bidder's bid proposal.
FAILURE TO DO SO MAY RESULT IN DISQUALIFICATION OF THE BIDDER.

_____, as a part of its bid for the _____ work for
Community High School District 99, Downers Grove, Illinois, certifies that said Contractor is not barred from bidding
on the aforementioned contract as a result of a violation of the above Non-Collusion Affidavit.

Firm: _____

By: _____
(Signature)

(Printed Name & Title)

SUBSCRIBED AND SWORN TO before me

This _____ day of _____, 2019

NOTARY PUBLIC

Criminal Background Investigations

Contractor hereby represents, warrants and certified that no officer or director thereof has any knowledge that any employee thereof has been convicted of committing or attempting to commit "Criminal Code of 1961," 720 ILCS, Sections 5/11-6 (Indecent solicitation of a child), 5/11-9 (Public indecency), 5/11-14 (Prostitution), 5/11-15 (Soliciting for a prostitute), 5/11-15.1 (Soliciting for a juvenile prostitute), 5/11-19 (Pimping), 5/11-19.1 (Juvenile pimping), 5/11-19.2 (Exploitation of a child), 5/11-20 (Obscenity), 5/11-20.1 (Sexual assault), 5/12-14 (Aggravated criminal sexual assault), 5/12-15 (Criminal sexual abuse), and 5/120-16 (Aggravated criminal sexual abuse), and/or those offenses defined in the "Cannabis Control Act," 720 ILCS, 550/1 et seq. (except the "Illinois Controlled Substances Act," 720 ILCS 570/100 et seq. and/or any offense committed or attempted in any other state or against the laws of the United States, which if committed or attempted in this State, would have been punishable as one or more of the foregoing offenses.

Contractor further agrees that it shall not employ any person who have or may have direct, daily contact with the pupils of any school in the district, and for whom a criminal background investigation has not been conducted pursuant hereto, and further represents and agrees that all applicants for any such employment shall furnish with their applications the attached written "Authorization for Criminal Background Information" form authorizing the Board of Education to request a criminal background investigation of said applicant pursuant to Section 5/10-21.9 of the School Code of Illinois and to receive criminal history record information pursuant thereto to determine if the applicant has been convicted of committing or attempting to commit any of the criminal or drug offenses enumerated above. Contractor further agrees to submit with said authorization payment for any costs and expenses associated with the criminal background investigation.

Contractor further represents, warrants, and certifies that no applicant for employment with respect to whom the criminal investigation reveals any conviction for committing and/or attempting to commit any of the above enumerated offenses shall be employed thereby in any position that involves or may involve contact with the students of the school district.

This certification is executed on the date hereinafter indicated by the designated contractor by its duly authorized officer.

Firm: _____

By: _____
(Signature)

(Printed Name & Title)

Date: _____

Criminal Background Investigation

The undersigned hereby authorizes in Board of Education of Community High School District 99, Downers Grove, Illinois, to request a criminal background investigation from the Illinois State Police, pursuant to Section 5/10-21.9 of the School Code of Illinois, 105 ILCS 5/10-21.9 and to receive criminal history record information pursuant thereto.

By: _____
(Signature of Applicant of Employee)

(Printed or Typed Name of Applicant Employee)

Date: _____

BUSINESS CLASSIFICATION

a) **Business Entity (check one)**

Corporation (Publicly held)* Not-for-Profit* Government Agency/Public Institution*
 Corporation (Privately held) Partnership Sole Proprietor

* If checked, do not complete section III (b) and (c) below.

b) **Business Ownership (check one)** If minority or woman owned, attach copy of certification evidence.

Large Business: Male Owned Woman Owned
Small Business: Male Owned Woman Owned

BUSINESS DEFINITIONS

Small Business Concern - an independently owned and operated concern certified, or certifiable, as a small business by the Federal Small Business Administration (SBA). Standard Industrial Classification (SIC) codes may be found in the Federal Acquisition Regulations, Section 19.102 or in the Federal Procurement Regulations, Section 1-1.701.

Small Disadvantaged or Minority Business Concern - a small business concern which is at least fifty-one percent (51%) owned by one or more socially and economically disadvantaged individuals or in the case of any publicly owned business, at least fifty-one percent (51%) of the stock of which is owned by such individuals; and whose management and daily business operations are controlled by one or more of such individuals. Business owners who certify that they are members of named groups (Black Americans, Hispanic Americans, Native Americans, Asian-Pacific Americans) are considered socially and economically disadvantaged.

Woman-Owned Business - a business concern that is at least fifty-one percent (51%) owned by a woman or women who also control and operate it. "Control" in this context means exercising the power to make policy decisions. "Operate" in this context means being actively involved in the day-to-day management.

c) **Race/Ethnicity of Ownership (check one)** based on definitions below.

Black Asian/Pacific or Asian/Indian Caucasian
 Hispanic Native American (American Indians, Eskimos, Aleuts and native Hawaiians)

ETHNIC GROUP DEFINITIONS

Black Americans: United States citizens whose origins are in any of the Black racial groups of Africa.
Hispanic Americans: United States citizens whose origins are in Mexico, Puerto Rico, Cuba, Portugal, Central or Central America.
Native Americans: United States citizens whose origins are in any of the original peoples of North America, i.e., American Indians, Eskimos, Aleuts and native Hawaiians.
Asian Pacific/Asian Indian Americans: United States citizens whose origins are in Japan, China, Korea, Taiwan, Cambodia, Laos, Vietnam, the Philippines, Samoa, Guam, the U.S. Trust Territories of the Pacific Islands, the Northern Mariana Islands, India, Pakistan, or Bangladesh.

I certify that the business classification and ethnicity indicated above reflects the true and correct status of this business in accordance with current Federal Small Business Administration criteria. I agree to inform Community High School District 99 immediately in writing of any changes to the information contained herein, including changes in ownership, controlling interest or operations. I understand that falsely certifying this information may result in suspension from participation in Community High School District 99 - North High School Phase II project.

Name: _____ Title: _____
(Print or Type)

Signature: _____ Date: _____

END OF SECTION 00301

BID DATE: January 24th at 1:00 p.m. (CST)
(as date/time stamped by District 99's Receptionist)

BID TO: Community High School District 99
Administrative Center
6301 Springside Avenue
Downers Grove, IL 60516

RECEIVED BY:

BID FROM: _____

BID FOR: ***Bid Group 10 Bid Package #91 – Acoustical Ceilings
Phase C***

North High School
4436 Main Street
Downers Grove, IL 60515

It is required to have one original and one copy of your bid form.

THE UNDERSIGNED:

Acknowledges receipt of:

Plans and specifications for the work indicated above.

Addenda: No. _____ dated _____
No. _____ dated _____
No. _____ dated _____
No. _____ dated _____

Having examined the site of the work, and having familiarized himself or herself with local conditions affecting the cost of the work and with all requirements of the bidding documents including Instructions to Bidders, drawings, specifications and duly issued addenda as prepared by the architect, Wight & Company, hereby agrees to perform all work and furnish all labor, material and equipment specifically required of him by the bidding documents and such additional work as may be included as related requirements in other divisions or sections of the specifications, exclusive of alternate bids.

Agrees:

To furnish and install the described material and/or services for stated lump sum price.

To hold this bid open until **90** calendar days after bid opening date.

To accept the provisions of the General Provisions (Project Manual Division 0 – Bidding & Contracting Requirements Section 00201) and disposition of bid security.

To enter into and execute a contract with the Owner, if awarded on the basis of this bid, and in connection therewith to:

1. Furnish all bonds and insurance required by the bidding documents.
2. Accomplish the work in accordance with the contract.
3. Complete the work within the contract time herein specified.

Completion Time:

The undersigned agrees to begin construction immediately, or as directed by the Construction Manager, upon notice of contract award and to perform the following components of the work in accordance with the Construction Manager's Construction. This schedule is bound in the Project Manual. See attached scope of work in section 0300.

SCOPE OF WORK:

The work in this agreement (without additional compensation) shall include, but shall not necessarily be limited to, all skilled labor, supervision, premium time, materials, tools, equipment, plant, supplies, samples, shop drawings, design/engineering drawings, layout, transportation, supervision, contributions, insurance, taxes (if applicable), compliance with all agencies (City / Village, County, State, Federal and/or any other jurisdictional agency, as may be required) and/or all services and facilities necessary and/or required for the performance of all Work shown, detailed, and/or implied by the following documents and as defined herein.

It is understood that this Trade Contractor shall perform the Work for a complete and operational system as indicated or implied in all Contract Documents. It is recognized and understood that the documents upon which the bid is based are at a conceptual phase and this Contractor who has certain skills and judgments based upon his knowledge of techniques, procedures, systems, general state of the art of his specialty is expected to include in the scope of work, all items required in order to carry out a complete and functional system whether or not shown or described in the contract documents. This contract will be awarded on the basis of such documents with the understanding that this contractor is to furnish and install all items required for the proper completion of this work without adjustment to this contract price. No extra payments shall be made of claims entertained as a result of such items, unless it can be clearly demonstrated to be added scope to the contract and beyond the original intent of the documents.

Contractor to provide all Trade Contract work referenced in:

1. Any sheet of this bid group package including (reference Division 0 – Bidding and Contract Requirements, Section 00200 – Notice to Bidders).
2. Specification 00300 Bid Packages Scope Document.

WORK BASE BID: For providing all work including all allowances as required for the completion of the construction of the base bid project as shown on the drawings and specifications and NOT including alternate bids and/or contractor's proposed alternates and substitutes.

BASE BID

TOTAL BASE BID AMOUNT NORTH HIGH SCHOOL MASTER FACILITY PLAN

_____ Dollars (\$ _____)

1. This TRADE CONTRACTOR shall include an allowance of **\$30,000.00 in their base bid** to account for any unforeseen conditions. Contract amounts will be adjusted by change order for amounts greater or less than the allowance. Allowance to be utilized only at the direction of Construction Manager.

2. Alternate #1: This TRADE CONTRACTOR shall provide an **DEDUCT** Alternate to Eliminate the ACT -1 in the areas that the (2) single use bathrooms (T1-23 and T1-22. Base bid shall include the ACT-1 in these areas as if these bathrooms are not there.

DEDUCT _____ Dollars (\$ _____)

3. Alternate #2: This TRADE CONTRACTOR shall provide an **ADD** Alternate for all the all the ACT – 1 work as shown on A3.02E.

ADD _____ Dollars (\$ _____)

BONDS:

This TRADE CONTRACTOR will be required to provide a Performance and Payment Bond for their work in accordance with 00201 of the General Conditions.

Award Basis:

The project will be awarded based upon the attached Evaluation Criteria, Section 301a. Owner and Construction Manager alternate's may be considered to find the most qualified bidder if the result of combining the base bid and the selected alternate(s) is the most qualified bid, and is to the benefit of the owner.

Each of the following amounts for alternate construction includes the entire cost of such construction, except as otherwise noted. Acceptance of any or all of the alternates for inclusion in the contract is the sole prerogative of the owner.

All additional costs due to the alternates are included in the amount to be added to the base bid, so that no additional costs will be borne by the owner due to acceptance of alternates. This alternate price is not to be included in the base bid price.

Owner Requested Alternates:

Each of the following amounts for alternate construction includes the entire cost of such construction, except as otherwise noted. Acceptance of any or all of the alternates for inclusion in the contract is the sole prerogative of the owner.

All additional costs due to the alternates are included in the amount to be added to the base bid, so that no additional costs will be borne by the owner due to acceptance of alternates.

Proposed Alternates: (Contractors Proposed Alternates)

Item Specified	Proposed Alternate	Change in Bid Price
1. _____	_____	_____
2. _____	_____	_____
3. _____	_____	_____

Owner Requested Unit Prices/Allowances (as applicable to this Trade Contractor's scope of work) (additive or deductive).

This trade contractor includes _____ dumpsters for all refuse caused by this trade contractor's work in the amount of _____

Dollars (\$ _____) Note: trade contractors are to include in their bid form submittal the quantity of dumpsters required to complete their work and the cost associated with same. Dumpster costs will be subtracted by change order. Dumpsters will be procured and managed by Construction Manager. Note: Dumpster use in excess of that proposed by this Trade Contractor will be adjusted by back charge.

Owner Requested Scheduling Information:

Note: The work of this Trade Contractor is to be completed in accordance with the overall project schedule as identified elsewhere in this project manual and/or as subsequently directed by Construction Manager. This Trade Contractor shall submit a proposed submittals list/schedule/material log within five (5) calendar days of Notice To Proceed.

1. Shop drawings / Submittal for this trade contractor will be submitted within 10 calendar days of receipt of notice to proceed.

Bid Acceptance:

If written notice of the acceptance of this bid is mailed, telegraphed or delivered to the undersigned within the time noted herein, after the date of opening of bids or at any time thereafter before this bid is withdrawn, the undersigned agrees that he will execute a construction contract in accordance with the bids as accepted.

The Owner reserves the right to award the contract to its best interests, review and accept any and all value engineering alternatives, negotiate with the lowest responsible bidder, to reject any or all bids, to waive any informalities in bidding and to hold all bids for the bid guarantee period. The Owner reserves the right to award separate contracts for any of the items of work bid herein.

Bid Deposit:

The undersigned furnishes herewith, as required in the Instructions to Bidders, a bid deposit in the amount of ten percent (10%) of the amount bid in the form of Cashier's Check, or Certified Check, made payable to the Owner or Bid Bond, naming the Owner as obligee. (Bidder to check form of deposit furnished.)

It is understood and agreed that should the undersigned fail to enter into a contract with the Owner or furnish acceptable contract security within the time and in the manner herein provided, the bid deposit shall be retained by the Owner as liquidated damages and not as a forfeiture. As it is impossible to determine precisely an exact amount of damages the Owner will sustain, it is agreed that the bid deposit is a fair and equitable estimate of such damages.

REPRESENTATIONS AND CERTIFICATIONS:

The bidder makes the following representations and certifications as part of his bid on the project herein identified in the Bid Form. In the case of a joint venture bid, each party represents and certifies as to his own organization.

AVAILABILITY. The number and amount of contracts and awards pending which I am and/or will be obligated to perform, now and during the course of the project, will not interfere with or hinder the timely prosecution of my work.

SURETY. I have notified a Surety Company that I am submitting a bid for work to be performed on the project. The Surety Company has agreed to issue a performance and labor and material payment bond for my work, if my bid is accepted and the contract awarded to me.

INDEPENDENT PRICE DETERMINATION. The contract sum in this bid has been arrived at independently, without consultation, communication or agreement for the purpose of restricting competition.

PREVAILING WAGE. The contractor and each subcontractor shall pay not less than the general prevailing rate of hourly wages for work of a similar character in the locality in which the work is performed and not less than general prevailing rate of hourly wages for legal holidays and overtime work in the performance of work under this contract,

DIVISION 0 – BIDDING & CONTRACT REQUIREMENTS
SECTION 00391 - BID FORM

as established by the Illinois Department of Labor, pursuant to an act of the General Assembly of the State of Illinois approved June 26, 1941 as amended according to Section 820 ILCS 130/1.

Pursuant to Section 820 ILCS 130/5, the contractor and each subcontractor shall keep an accurate record showing the names and occupation of all laborers, workers and mechanics employed by them, and also showing the actual hourly wages paid to each such individual, which record shall be open at all reasonable hours to inspection by the Owner, its officers and agents, and to agents of the Illinois Department of Labor.

The contractor and each subcontractor hereby agree, jointly and severally, to defend, indemnify and hold harmless the Owner from any and all claims, demands, liens or suits of any kind or nature whatsoever (including suits for injunctive relief) by the Illinois Department of Labor under the Illinois Prevailing Wage Act, Section 820 ILCS 130/1., or by any laborer, worker or mechanic employed by the contractor or the subcontractor who alleges that he has been paid for his services in a sum less than prevailing wage rates required by Illinois law. The Owner agrees to notify the contractor or subcontractor of the pendency of any such claim, demand, lien or suit.

DIVISION 0 – BIDDING & CONTRACT REQUIREMENTS
SECTION 00391 - BID FORM

By submitting a bid, each bidder agrees to waive any claim it has or may have against the Owner, the Architect, Engineer, Construction Manager and their respective employees, arising out of or in connection with the administration, evaluation, or recommendation of any bid; waiver of any requirements under the Bid Documents; or the Contract Document; acceptance or rejection of any bids; and award of the Contract.

Signature:

Respectfully submitted this _____ day _____, 2019

Type of Firm (Bidder to indicate)

_____ Individual

_____ Partnership

_____ Corporation

_____ Joint Venture

_____ Other

(CORPORATE SEAL)

(Firm Name)

(Address)

(Telephone Number) (FAX)

(E-mail Address)

(Bidder's Signature)

(Title)

Subscribed and sworn to me
this _____ day of _____, 2019

NOTE: All pages of this bid form must be returned with your proposal. Failure to do so shall disqualify your bid.

CERTIFICATE OF BIDDER ELIGIBILITY

720 ILCS 5/33E-11 REQUIRES THAT ALL CONTRACTORS BIDDING FOR PUBLIC AGENCIES IN THE State of Illinois certify that they are not barred from bidding on public contracts for bid rigging or bid rotation.

The following certification must be signed and submitted with bidder's bid proposal. FAILURE TO DO SO MAY RESULT IN DISQUALIFICATION OF THE BIDDER.

_____, as part of its bid for the _____ work for Community High School District 99, Downers Grove, Illinois, DuPage County, Illinois certified that said contractor is not barred from bidding on the aforementioned contract as a result of violation of either 720 ILCS 5/33E-3 or 720 ILCS 5/33-E4.

Firm: _____

By: _____
(Signature)

(Printed Name & Title)

SUBSCRIBED AND SWORN TO before me

This _____ day of _____, 2019

NOTARY PUBLIC

**CRIMINAL CODE CERTIFICATION
AS REQUIRED BY:
STATE OF ILLINOIS CRIMINAL CODE OF 2012, 720 ILCS 5/33E-11**

I, _____ the individual whose signature appears below on this bid/contract
for _____ hereby certify that the bidding
party/contracting party is not barred from bidding on the contract as a result of a violation of either Section 33E-3 or
Section 33E-4 of 720 ILCS 5/33E-3 or 5/33E-4 of the Illinois Compiled Statutes, as amended.

By: _____
Authorized Agent of Contractor (name and title)

SUBSCRIBED AND SWORN to before
me this ____ day _____, 20__.

Notary Public

EQUAL EMPLOYMENT OPPORTUNITY

Section I. This EQUAL EMPLOYMENT OPPORTUNITY CLAUSE is required by the Illinois Human Rights Act and the Rules and Regulations of the Illinois Department of Human Rights published at 44 Illinois Administrative Code Section 750, *et seq.*

Section II. In the event of the Contractor's noncompliance with any provision of this Equal Employment Opportunity Clause, the Illinois Human Rights Act, or the Rules and Regulations of the Department of Human Rights (hereinafter referred to as the Department) the Contractor may be declared ineligible for future contracts or subcontracts with the State of Illinois or any of its political subdivisions or municipal corporations, and this Contract may be canceled or voided in whole or in part, and other sanctions or penalties may be imposed or remedies involved as provided by statute or regulation.

During the performance of this Agreement, the Contractor agrees:

A. That it will not discriminate against any employee or applicant for employment because of race, color, religion, sex, sexual orientation, national origin or ancestry, citizenship status, age, physical or mental disability unrelated to ability, military status or an unfavorable discharge from military service; and further that it will examine all job classifications to determine if minority persons or women are underutilized and will take appropriate affirmative action to rectify any such underutilization.

B. That, if it hires additional employees in order to perform this Contract, or any portion hereof, it will determine the availability (in accordance with the Department's Rules and Regulations) of minorities and women in the area(s) from which it may reasonably recruit and it will hire for each job classification for which employees are hired in such a way that minorities and women are not underutilized.

C. That, in all solicitations or advertisements for employees placed by it or on its behalf, it will state that all applicants will be afforded equal opportunity without discrimination because of race, color, religion, sex, sexual orientation, marital status, national origin or ancestry, citizenship status, age, or physical or mental handicap unrelated to ability, military status or an unfavorable discharge from military service.

D. That it will send to each labor organization or representative of workers with which it has or is bound by a collective bargaining or other agreement or understanding, a notice advising such labor organization or representative of the Vendor's obligations under the Illinois Human Rights Act and Department's Rules and Regulations. If any labor organization or representative fails or refuses to cooperate with the Contractor in its efforts to comply with the Act and Rules and Regulations, the Contractor will promptly notify the Department and the contracting agency and will recruit employees from other sources when necessary to fulfill its obligations under the Contract.

E. That it will submit reports as required by the Department's Rules and Regulations, furnish all relevant information as may from time to time be requested by the Department or the contracting agency, and in all respects comply with the Illinois Human Rights Act and Department's Rules and Regulations.

F. That it will permit access to all relevant books, records, accounts and work sites by personnel of the contracting agency and Department for purposes of investigation to ascertain compliance with the Illinois Human Rights Act and Department's Rules and Regulations.

G. That it will include verbatim or by reference the provisions of this Equal Employment Opportunity Clause in every subcontract it awards under which any portion of this Contract obligations are undertaken or assumed, so that such provisions will be binding upon such subcontractor. In the same manner as the other provisions of this Agreement, the Contractor will be liable for compliance with applicable provisions of this clause by such subcontractors; and further it will promptly notify the contracting agency and the Department in the event any subcontractor fails or refuses to comply therewith. In addition, the Contractor will not utilize any subcontractor declared by the Illinois Human Rights Department to be ineligible for contracts or subcontracts with the State of Illinois or any of its political subdivisions or municipal corporations.

ACKNOWLEDGED AND AGREED TO:

By: _____
Authorized Agent of Contractor (name and title)

DATE: _____

SEXUAL HARASSMENT POLICY

_____, having submitted a bid for _____ (Name of Contractor)
_____ to Community High School District No. 00, hereby
certifies that said contractor has a written sexual harassment policy in place in full compliance with 775 ILCS 5/2-
105 (A) (4).

By: _____
Authorized Agent of Contractor (name and title)

SUBSCRIBED AND SWORN to before
me this _____ day _____, 20____.

Notary Public

TAX CERTIFICATION

I, _____, having been first duly sworn depose and state as follows:

I, _____, am the duly authorized agent for
_____ which has submitted a proposal to Community
High School District No. 99 for

_____ and I hereby certify that
_____ is not delinquent in the payment of any tax administered by the
Illinois Department of Revenue, or if it is:

a. it is contesting its liability for the tax or the amount of tax in accordance with procedures established by the appropriate Revenue Act; or

b. it has entered into an agreement with the Department of Revenue for payment of all taxes due and is currently in compliance with that agreement.

By: _____
Authorized Agent of Contractor (name and title)

SUBSCRIBED AND SWORN to before
me this _____ day _____, 20__.

Notary Public

SUBSTANCE ABUSE PREVENTION ON PUBLIC WORKS PROJECTS

The Contractor certifies that it has in place a written program that meets or exceeds the program requirements of the Substance Abuse Prevention on Public Works Projects Act (Public Act 95-0635), and will provide a copy thereof to Community High School District No. 99 prior to commencement of work on the Project.

By: _____
Authorized Agent of Contractor (name and title)

SUBSCRIBED AND SWORN to before
me this ____ day _____, 20__.

Notary Public

**CERTIFICATE REGARDING
EMPLOYMENT OF ILLINOIS WORKERS ON PUBLIC WORKS**

_____ agrees if at the time the Agreement is executed, or if during the term of the Agreement, there is excessive unemployment in Illinois as defined in the Employment of Illinois Workers on Public Works Act, 30- ILCS 570/0/01 et seq., as two consecutive months of unemployment exceeding 5%, then _____ agrees to employ Illinois laborers in accordance with the Employment of Illinois Workers on Public Works Act. An "Illinois laborer" is defined as any person who has resided in Illinois for at least thirty (30) days and intends to become or remain an Illinois resident.

Firm: _____

By: _____
(Signature)

(Printed Name & Title)

SUBSCRIBED AND SWORN TO before me

This _____ day of _____, 2019

NOTARY PUBLIC

PREVAILING WAGE AFFIDAVIT

AFFIDAVIT: "I (we) hereby certify and affirm that if awarded a contract with Community High School District 99, we will comply fully with the "Illinois Prevailing Wage Act (Ill. Rev. Stat., 1987 Ch. 48, Sections 398 s-1-12 as amended by Public Act 86-693 and 86-799 effected January 1, 1990, and any other amendments effective thereafter)". We further understand that current prevailing wage standards are included in the Supplementary General Conditions.

The following affidavit must be signed and submitted with bidder's bid proposal. FAILURE TO DO SO MAY RESULT IN DISQUALIFICATION OF THE BIDDER.

_____, as part of its bid for the _____ work for Community High School District 99, Downers Grove, Illinois, certifies that said contractor is not barred from bidding on the aforementioned contract as a result of a violation of the Illinois Prevailing Wage Act (Ill. Rev. Stat., 1987 Ch. 48, Sections 398 s-1-12 as amended by Public Act 86-693 and 86-799 effected January 1, 1990).

Firm: _____

By: _____
(Signature)

(Printed Name & Title)

SUBSCRIBED AND SWORN TO before me

This _____ day of _____, 2019

NOTARY PUBLIC

NON-COLLUSION AFFIDAVIT

AFFIDAVIT: "I (we) hereby certify and affirm that my (our) proposal was prepared independently for this project and that it contains no fees or amounts other than that for the legitimate execution of this work as specified and that it includes no understanding or agreements in restraint of trade."

The following affidavit must be signed and submitted with bidder's bid proposal.
FAILURE TO DO SO MAY RESULT IN DISQUALIFICATION OF THE BIDDER.

_____, as a part of its bid for the _____ work for
Community High School District 99, Downers Grove, Illinois, certifies that said Contractor is not barred from bidding
on the aforementioned contract as a result of a violation of the above Non-Collusion Affidavit.

Firm: _____

By: _____
(Signature)

(Printed Name & Title)

SUBSCRIBED AND SWORN TO before me

This _____ day of _____, 2019

NOTARY PUBLIC

Criminal Background Investigations

Contractor hereby represents, warrants and certified that no officer or director thereof has any knowledge that any employee thereof has been convicted of committing or attempting to commit "Criminal Code of 1961," 720 ILCS, Sections 5/11-6 (Indecent solicitation of a child), 5/11-9 (Public indecency), 5/11-14 (Prostitution), 5/11-15 (Soliciting for a prostitute), 5/11-15.1 (Soliciting for a juvenile prostitute), 5/11-19 (Pimping), 5/11-19.1 (Juvenile pimping), 5/11-19.2 (Exploitation of a child), 5/11-20 (Obscenity), 5/11-20.1 (Sexual assault), 5/12-14 (Aggravated criminal sexual assault), 5/12-15 (Criminal sexual abuse), and 5/120-16 (Aggravated criminal sexual abuse), and/or those offenses defined in the "Cannabis Control Act," 720 ILCS, 550/1 et seq. (except the "Illinois Controlled Substances Act," 720 ILCS 570/100 et seq. and/or any offense committed or attempted in any other state or against the laws of the United States, which if committed or attempted in this State, would have been punishable as one or more of the foregoing offenses.

Contractor further agrees that it shall not employ any person who have or may have direct, daily contact with the pupils of any school in the district, and for whom a criminal background investigation has not been conducted pursuant hereto, and further represents and agrees that all applicants for any such employment shall furnish with their applications the attached written "Authorization for Criminal Background Information" form authorizing the Board of Education to request a criminal background investigation of said applicant pursuant to Section 5/10-21.9 of the School Code of Illinois and to receive criminal history record information pursuant thereto to determine if the applicant has been convicted of committing or attempting to commit any of the criminal or drug offenses enumerated above. Contractor further agrees to submit with said authorization payment for any costs and expenses associated with the criminal background investigation.

Contractor further represents, warrants, and certifies that no applicant for employment with respect to whom the criminal investigation reveals any conviction for committing and/or attempting to commit any of the above enumerated offenses shall be employed thereby in any position that involves or may involve contact with the students of the school district.

This certification is executed on the date hereinafter indicated by the designated contractor by its duly authorized officer.

Firm: _____

By: _____
(Signature)

(Printed Name & Title)

Date: _____

Criminal Background Investigation

The undersigned hereby authorizes in Board of Education of Community High School District 99, Downers Grove, Illinois, to request a criminal background investigation from the Illinois State Police, pursuant to Section 5/10-21.9 of the School Code of Illinois, 105 ILCS 5/10-21.9 and to receive criminal history record information pursuant thereto.

By: _____
(Signature of Applicant of Employee)

(Printed or Typed Name of Applicant Employee)

Date: _____

BUSINESS CLASSIFICATION

a) Business Entity (check one)

Corporation (Publicly held)* Not-for-Profit* Government Agency/Public Institution*
 Corporation (Privately held) Partnership Sole Proprietor

* If checked, do not complete section III (b) and (c) below.

b) Business Ownership (check one) If minority or woman owned, attach copy of certification evidence.

Large Business: Male Owned Woman Owned
Small Business: Male Owned Woman Owned

BUSINESS DEFINITIONS

Small Business Concern - an independently owned and operated concern certified, or certifiable, as a small business by the Federal Small Business Administration (SBA). Standard Industrial Classification (SIC) codes may be found in the Federal Acquisition Regulations, Section 19.102 or in the Federal Procurement Regulations, Section 1-1.701.

Small Disadvantaged or Minority Business Concern - a small business concern which is at least fifty-one percent (51%) owned by one or more socially and economically disadvantaged individuals or in the case of any publicly owned business, at least fifty-one percent (51%) of the stock of which is owned by such individuals; and whose management and daily business operations are controlled by one or more of such individuals. Business owners who certify that they are members of named groups (Black Americans, Hispanic Americans, Native Americans, Asian-Pacific Americans) are considered socially and economically disadvantaged.

Woman-Owned Business - a business concern that is at least fifty-one percent (51%) owned by a woman or women who also control and operate it. "Control" in this context means exercising the power to make policy decisions. "Operate" in this context means being actively involved in the day-to-day management.

c) Race/Ethnicity of Ownership (check one) based on definitions below.

Black Asian/Pacific or Asian/Indian Caucasian
 Hispanic Native American (American Indians, Eskimos, Aleuts and native Hawaiians)

ETHNIC GROUP DEFINITIONS

Black Americans: United States citizens whose origins are in any of the Black racial groups of Africa.
Hispanic Americans: United States citizens whose origins are in Mexico, Puerto Rico, Cuba, Portugal, Central or Central America.
Native Americans: United States citizens whose origins are in any of the original peoples of North America, i.e., American Indians, Eskimos, Aleuts and native Hawaiians.
Asian Pacific/Asian Indian Americans: United States citizens whose origins are in Japan, China, Korea, Taiwan, Cambodia, Laos, Vietnam, the Philippines, Samoa, Guam, the U.S. Trust Territories of the Pacific Islands, the Northern Mariana Islands, India, Pakistan, or Bangladesh.

I certify that the business classification and ethnicity indicated above reflects the true and correct status of this business in accordance with current Federal Small Business Administration criteria. I agree to inform Community High School District 99 immediately in writing of any changes to the information contained herein, including changes in ownership, controlling interest or operations. I understand that falsely certifying this information may result in suspension from participation in Community High School District 99 - North High School Phase II project.

Name: _____ Title: _____
(Print or Type)

Signature: _____ Date: _____

END OF SECTION 00301

BID DATE: January 24th at 2:00 p.m. (CST)
(as date/time stamped by District 99's Receptionist)

BID TO: Community High School District 99
Administrative Center
6301 Springside Avenue
Downers Grove, IL 60516

RECEIVED BY:

BID FROM: _____

BID FOR: ***Bid Group 10 Bid Package #92 – Ceramic, Mosaic & Porcelain Tile
Phase C***

North High School
4436 Main Street
Downers Grove, IL 60515

It is required to have one original and one copy of your bid form.

THE UNDERSIGNED:

Acknowledges receipt of:

Plans and specifications for the work indicated above.

Addenda: No. _____ dated _____
No. _____ dated _____
No. _____ dated _____
No. _____ dated _____

Having examined the site of the work, and having familiarized himself or herself with local conditions affecting the cost of the work and with all requirements of the bidding documents including Instructions to Bidders, drawings, specifications and duly issued addenda as prepared by the architect, Wight & Company, hereby agrees to perform all work and furnish all labor, material and equipment specifically required of him by the bidding documents and such additional work as may be included as related requirements in other divisions or sections of the specifications, exclusive of alternate bids.

Agrees:

To furnish and install the described material and/or services for stated lump sum price.

To hold this bid open until **90** calendar days after bid opening date.

DIVISION 0 – BIDDING & CONTRACT REQUIREMENTS
SECTION 00392 - BID FORM

To accept the provisions of the General Provisions (Project Manual Division 0 – Bidding & Contracting Requirements Section 00201) and disposition of bid security.

To enter into and execute a contract with the Owner, if awarded on the basis of this bid, and in connection therewith to:

1. Furnish all bonds and insurance required by the bidding documents.
2. Accomplish the work in accordance with the contract.
3. Complete the work within the contract time herein specified.

Completion Time:

The undersigned agrees to begin construction immediately, or as directed by the Construction Manager, upon notice of contract award and to perform the following components of the work in accordance with the Construction Manager's Construction. This schedule is bound in the Project Manual. See attached scope of work in section 0300.

SCOPE OF WORK:

The work in this agreement (without additional compensation) shall include, but shall not necessarily be limited to, all skilled labor, supervision, premium time, materials, tools, equipment, plant, supplies, samples, shop drawings, design/engineering drawings, layout, transportation, supervision, contributions, insurance, taxes (if applicable), compliance with all agencies (City / Village, County, State, Federal and/or any other jurisdictional agency, as may be required) and/or all services and facilities necessary and/or required for the performance of all Work shown, detailed, and/or implied by the following documents and as defined herein.

It is understood that this Trade Contractor shall perform the Work for a complete and operational system as indicated or implied in all Contract Documents. It is recognized and understood that the documents upon which the bid is based are at a conceptual phase and this Contractor who has certain skills and judgments based upon his knowledge of techniques, procedures, systems, general state of the art of his specialty is expected to include in the scope of work, all items required in order to carry out a complete and functional system whether or not shown or described in the contract documents. This contract will be awarded on the basis of such documents with the understanding that this contractor is to furnish and install all items required for the proper completion of this work without adjustment to this contract price. No extra payments shall be made of claims entertained as a result of such items, unless it can be clearly demonstrated to be added scope to the contract and beyond the original intent of the documents.

Contractor to provide all Trade Contract work referenced in:

1. Any sheet of this bid group package including (reference Division 0 – Bidding and Contract Requirements, Section 00200 – Notice to Bidders).
2. Specification 00300 Bid Packages Scope Document.

WORK BASE BID: For providing all work including all allowances as required for the completion of the construction of the base bid project as shown on the drawings and specifications and NOT including alternate bids and/or contractor's proposed alternates and substitutes.

BASE BID

TOTAL BASE BID AMOUNT NORTH HIGH SCHOOL MASTER FACILITY PLAN

_____ Dollars (\$ _____)

1. This TRADE CONTRACTOR **shall include an allowance of \$50,000.00 in their base bid** for floor leveling & Floor Prep. Initial floor sweeping prior to leveling and prep operations shall be included as part of Base

Bid. Contract amounts will be adjusted by change order for amounts greater or less than the allowance. Allowance to be utilized only at the direction of Construction Manager.

2. Alternate #1: This TRADE CONTRACTOR shall provide an **ADD or DEDUCT** Alternate for all the Hard Tile work to add the (2) single use bathrooms T-123 and T-122 (detail 9-A2-11) in lieu of carrying the T-1 and T-2 floor tile and TB-1 in this area as if the bathroom did not exist. The cost for carrying the T-1 and T-2 floor tile and TB-1 in this area shall be considered base bid.

ADD OR DEDUCT _____

Dollars (\$ _____)

BONDS:

This TRADE CONTRACTOR will be required to provide a Performance and Payment Bond for their work in accordance with 00201 of the General Conditions.

Award Basis:

The project will be awarded based upon the attached Evaluation Criteria, Section 301a. Owner and Construction Manager alternate's may be considered to find the most qualified bidder if the result of combining the base bid and the selected alternate(s) is the most qualified bid, and is to the benefit of the owner.

Each of the following amounts for alternate construction includes the entire cost of such construction, except as otherwise noted. Acceptance of any or all of the alternates for inclusion in the contract is the sole prerogative of the owner.

All additional costs due to the alternates are included in the amount to be added to the base bid, so that no additional costs will be borne by the owner due to acceptance of alternates. This alternate price is not to be included in the base bid price.

Owner Requested Alternates:

Each of the following amounts for alternate construction includes the entire cost of such construction, except as otherwise noted. Acceptance of any or all of the alternates for inclusion in the contract is the sole prerogative of the owner.

All additional costs due to the alternates are included in the amount to be added to the base bid, so that no additional costs will be borne by the owner due to acceptance of alternates.

Proposed Alternates: (Contractors Proposed Alternates)

Item Specified	Proposed Alternate	Change in Bid Price
1. _____	_____	_____
2. _____	_____	_____
3. _____	_____	_____

Owner Requested Unit Prices/Allowances (as applicable to this Trade Contractor's scope of work) (additive or deductive).

This trade contractor includes _____ dumpsters for all refuse caused by this trade contractor's work in the amount of _____

Dollars (\$ _____) Note: trade contractors are to include in their bid form submittal the quantity of dumpsters required to complete their work and the cost associated with same. Dumpster costs will be subtracted by change order. Dumpsters will be procured and managed by Construction Manager. Note: Dumpster use in excess of that proposed by this Trade Contractor will be adjusted by back charge.

Owner Requested Scheduling Information:

Note: The work of this Trade Contractor is to be completed in accordance with the overall project schedule as identified elsewhere in this project manual and/or as subsequently directed by Construction Manager. This Trade Contractor shall submit a proposed submittals list/schedule/material log within five (5) calendar days of Notice To Proceed.

1. Shop drawings / Submittal for this trade contractor will be submitted within 10 calendar days of receipt of notice to proceed.

Bid Acceptance:

If written notice of the acceptance of this bid is mailed, telegraphed or delivered to the undersigned within the time noted herein, after the date of opening of bids or at any time thereafter before this bid is withdrawn, the undersigned agrees that he will execute a construction contract in accordance with the bids as accepted.

The Owner reserves the right to award the contract to its best interests, review and accept any and all value engineering alternatives, negotiate with the lowest responsible bidder, to reject any or all bids, to waive any informalities in bidding and to hold all bids for the bid guarantee period. The Owner reserves the right to award separate contracts for any of the items of work bid herein.

Bid Deposit:

The undersigned furnishes herewith, as required in the Instructions to Bidders, a bid deposit in the amount of ten percent (10%) of the amount bid in the form of Cashier's Check, or Certified Check, made payable to the Owner or Bid Bond, naming the Owner as obligee. (Bidder to check form of deposit furnished.)

It is understood and agreed that should the undersigned fail to enter into a contract with the Owner or furnish acceptable contract security within the time and in the manner herein provided, the bid deposit shall be retained by the Owner as liquidated damages and not as a forfeiture. As it is impossible to determine precisely an exact amount of damages the Owner will sustain, it is agreed that the bid deposit is a fair and equitable estimate of such damages.

REPRESENTATIONS AND CERTIFICATIONS:

The bidder makes the following representations and certifications as part of his bid on the project herein identified in the Bid Form. In the case of a joint venture bid, each party represents and certifies as to his own organization.

AVAILABILITY. The number and amount of contracts and awards pending which I am and/or will be obligated to perform, now and during the course of the project, will not interfere with or hinder the timely prosecution of my work.

SURETY. I have notified a Surety Company that I am submitting a bid for work to be performed on the project. The Surety Company has agreed to issue a performance and labor and material payment bond for my work, if my bid is accepted and the contract awarded to me.

INDEPENDENT PRICE DETERMINATION. The contract sum in this bid has been arrived at independently, without consultation, communication or agreement for the purpose of restricting competition.

PREVAILING WAGE. The contractor and each subcontractor shall pay not less than the general prevailing rate of hourly wages for work of a similar character in the locality in which the work is performed and not less than general prevailing rate of hourly wages for legal holidays and overtime work in the performance of work under this contract,

DIVISION 0 – BIDDING & CONTRACT REQUIREMENTS
SECTION 00392 - BID FORM

as established by the Illinois Department of Labor, pursuant to an act of the General Assembly of the State of Illinois approved June 26, 1941 as amended according to Section 820 ILCS 130/1.

Pursuant to Section 820 ILCS 130/5, the contractor and each subcontractor shall keep an accurate record showing the names and occupation of all laborers, workers and mechanics employed by them, and also showing the actual hourly wages paid to each such individual, which record shall be open at all reasonable hours to inspection by the Owner, its officers and agents, and to agents of the Illinois Department of Labor.

The contractor and each subcontractor hereby agree, jointly and severally, to defend, indemnify and hold harmless the Owner from any and all claims, demands, liens or suits of any kind or nature whatsoever (including suits for injunctive relief) by the Illinois Department of Labor under the Illinois Prevailing Wage Act, Section 820 ILCS 130/1., or by any laborer, worker or mechanic employed by the contractor or the subcontractor who alleges that he has been paid for his services in a sum less than prevailing wage rates required by Illinois law. The Owner agrees to notify the contractor or subcontractor of the pendency of any such claim, demand, lien or suit.

DIVISION 0 – BIDDING & CONTRACT REQUIREMENTS
SECTION 00392 - BID FORM

By submitting a bid, each bidder agrees to waive any claim it has or may have against the Owner, the Architect, Engineer, Construction Manager and their respective employees, arising out of or in connection with the administration, evaluation, or recommendation of any bid; waiver of any requirements under the Bid Documents; or the Contract Document; acceptance or rejection of any bids; and award of the Contract.

Signature:

Respectfully submitted this _____ day _____, 2019

Type of Firm (Bidder to indicate)

_____ Individual

_____ Partnership

_____ Corporation

_____ Joint Venture

_____ Other

(Firm Name)

(Address)

(CORPORATE SEAL)

(Telephone Number) (FAX)

(E-mail Address)

(Bidder's Signature)

(Title)

Subscribed and sworn to me
this _____ day of _____, 2019

NOTE: All pages of this bid form must be returned with your proposal. Failure to do so shall disqualify your bid.

CERTIFICATE OF BIDDER ELIGIBILITY

720 ILCS 5/33E-11 REQUIRES THAT ALL CONTRACTORS BIDDING FOR PUBLIC AGENCIES IN THE State of Illinois certify that they are not barred from bidding on public contracts for bid rigging or bid rotation.

The following certification must be signed and submitted with bidder's bid proposal. FAILURE TO DO SO MAY RESULT IN DISQUALIFICATION OF THE BIDDER.

_____, as part of its bid for the _____ work for Community High School District 99, Downers Grove, Illinois, DuPage County, Illinois certified that said contractor is not barred from bidding on the aforementioned contract as a result of violation of either 720 ILCS 5/33E-3 or 720 ILCS 5/33-E4.

Firm: _____

By: _____
(Signature)

(Printed Name & Title)

SUBSCRIBED AND SWORN TO before me

This _____ day of _____, 2019

NOTARY PUBLIC

**CRIMINAL CODE CERTIFICATION
AS REQUIRED BY:
STATE OF ILLINOIS CRIMINAL CODE OF 2012, 720 ILCS 5/33E-11**

I, _____ the individual whose signature appears below on this bid/contract
for _____ hereby certify that the bidding
party/contracting party is not barred from bidding on the contract as a result of a violation of either Section 33E-3 or
Section 33E-4 of 720 ILCS 5/33E-3 or 5/33E-4 of the Illinois Compiled Statutes, as amended.

By: _____
Authorized Agent of Contractor (name and title)

SUBSCRIBED AND SWORN to before
me this ____ day _____, 20__.

Notary Public

EQUAL EMPLOYMENT OPPORTUNITY

Section I. This EQUAL EMPLOYMENT OPPORTUNITY CLAUSE is required by the Illinois Human Rights Act and the Rules and Regulations of the Illinois Department of Human Rights published at 44 Illinois Administrative Code Section 750, *et seq.*

Section II. In the event of the Contractor's noncompliance with any provision of this Equal Employment Opportunity Clause, the Illinois Human Rights Act, or the Rules and Regulations of the Department of Human Rights (hereinafter referred to as the Department) the Contractor may be declared ineligible for future contracts or subcontracts with the State of Illinois or any of its political subdivisions or municipal corporations, and this Contract may be canceled or voided in whole or in part, and other sanctions or penalties may be imposed or remedies involved as provided by statute or regulation.

During the performance of this Agreement, the Contractor agrees:

A. That it will not discriminate against any employee or applicant for employment because of race, color, religion, sex, sexual orientation, national origin or ancestry, citizenship status, age, physical or mental disability unrelated to ability, military status or an unfavorable discharge from military service; and further that it will examine all job classifications to determine if minority persons or women are underutilized and will take appropriate affirmative action to rectify any such underutilization.

B. That, if it hires additional employees in order to perform this Contract, or any portion hereof, it will determine the availability (in accordance with the Department's Rules and Regulations) of minorities and women in the area(s) from which it may reasonably recruit and it will hire for each job classification for which employees are hired in such a way that minorities and women are not underutilized.

C. That, in all solicitations or advertisements for employees placed by it or on its behalf, it will state that all applicants will be afforded equal opportunity without discrimination because of race, color, religion, sex, sexual orientation, marital status, national origin or ancestry, citizenship status, age, or physical or mental handicap unrelated to ability, military status or an unfavorable discharge from military service.

D. That it will send to each labor organization or representative of workers with which it has or is bound by a collective bargaining or other agreement or understanding, a notice advising such labor organization or representative of the Vendor's obligations under the Illinois Human Rights Act and Department's Rules and Regulations. If any labor organization or representative fails or refuses to cooperate with the Contractor in its efforts to comply with the Act and Rules and Regulations, the Contractor will promptly notify the Department and the contracting agency and will recruit employees from other sources when necessary to fulfill its obligations under the Contract.

E. That it will submit reports as required by the Department's Rules and Regulations, furnish all relevant information as may from time to time be requested by the Department or the contracting agency, and in all respects comply with the Illinois Human Rights Act and Department's Rules and Regulations.

F. That it will permit access to all relevant books, records, accounts and work sites by personnel of the contracting agency and Department for purposes of investigation to ascertain compliance with the Illinois Human Rights Act and Department's Rules and Regulations.

G. That it will include verbatim or by reference the provisions of this Equal Employment Opportunity Clause in every subcontract it awards under which any portion of this Contract obligations are undertaken or assumed, so that such provisions will be binding upon such subcontractor. In the same manner as the other provisions of this Agreement, the Contractor will be liable for compliance with applicable provisions of this clause by such subcontractors; and further it will promptly notify the contracting agency and the Department in the event any subcontractor fails or refuses to comply therewith. In addition, the Contractor will not utilize any subcontractor declared by the Illinois Human Rights Department to be ineligible for contracts or subcontracts with the State of Illinois or any of its political subdivisions or municipal corporations.

ACKNOWLEDGED AND AGREED TO:

By: _____
Authorized Agent of Contractor (name and title)

DATE: _____

SEXUAL HARASSMENT POLICY

_____, having submitted a bid for _____ (Name of Contractor)
_____ to Community High School District No. 00, hereby
certifies that said contractor has a written sexual harassment policy in place in full compliance with 775 ILCS 5/2-
105 (A) (4).

By: _____
Authorized Agent of Contractor (name and title)

SUBSCRIBED AND SWORN to before
me this _____ day _____, 20____.

Notary Public

TAX CERTIFICATION

I, _____, having been first duly sworn depose and state as follows:

I, _____, am the duly authorized agent for
_____ which has submitted a proposal to Community
High School District No. 99 for

_____ and I hereby certify that
_____ is not delinquent in the payment of any tax administered by the
Illinois Department of Revenue, or if it is:

a. it is contesting its liability for the tax or the amount of tax in accordance with procedures established by the appropriate Revenue Act; or

b. it has entered into an agreement with the Department of Revenue for payment of all taxes due and is currently in compliance with that agreement.

By: _____
Authorized Agent of Contractor (name and title)

SUBSCRIBED AND SWORN to before
me this _____ day _____, 20__.

Notary Public

SUBSTANCE ABUSE PREVENTION ON PUBLIC WORKS PROJECTS

The Contractor certifies that it has in place a written program that meets or exceeds the program requirements of the Substance Abuse Prevention on Public Works Projects Act (Public Act 95-0635), and will provide a copy thereof to Community High School District No. 99 prior to commencement of work on the Project.

By: _____
Authorized Agent of Contractor (name and title)

SUBSCRIBED AND SWORN to before
me this _____ day _____, 20__.

Notary Public

**CERTIFICATE REGARDING
EMPLOYMENT OF ILLINOIS WORKERS ON PUBLIC WORKS**

_____ agrees if at the time the Agreement is executed, or if during the term of the Agreement, there is excessive unemployment in Illinois as defined in the Employment of Illinois Workers on Public Works Act, 30- ILCS 570/0/01 et seq., as two consecutive months of unemployment exceeding 5%, then _____ agrees to employ Illinois laborers in accordance with the Employment of Illinois Workers on Public Works Act. An "Illinois laborer" is defined as any person who has resided in Illinois for at least thirty (30) days and intends to become or remain an Illinois resident.

Firm: _____

By: _____
(Signature)

(Printed Name & Title)

SUBSCRIBED AND SWORN TO before me

This _____ day of _____, 2019

NOTARY PUBLIC

PREVAILING WAGE AFFIDAVIT

AFFIDAVIT: "I (we) hereby certify and affirm that if awarded a contract with Community High School District 99, we will comply fully with the "Illinois Prevailing Wage Act (Ill. Rev. Stat., 1987 Ch. 48, Sections 398 s-1-12 as amended by Public Act 86-693 and 86-799 effected January 1, 1990, and any other amendments effective thereafter)". We further understand that current prevailing wage standards are included in the Supplementary General Conditions.

The following affidavit must be signed and submitted with bidder's bid proposal. FAILURE TO DO SO MAY RESULT IN DISQUALIFICATION OF THE BIDDER.

_____, as part of its bid for the _____ work for Community High School District 99, Downers Grove, Illinois, certifies that said contractor is not barred from bidding on the aforementioned contract as a result of a violation of the Illinois Prevailing Wage Act (Ill. Rev. Stat., 1987 Ch. 48, Sections 398 s-1-12 as amended by Public Act 86-693 and 86-799 effected January 1, 1990).

Firm: _____

By: _____
(Signature)

(Printed Name & Title)

SUBSCRIBED AND SWORN TO before me

This _____ day of _____, 2019

NOTARY PUBLIC

NON-COLLUSION AFFIDAVIT

AFFIDAVIT: "I (we) hereby certify and affirm that my (our) proposal was prepared independently for this project and that it contains no fees or amounts other than that for the legitimate execution of this work as specified and that it includes no understanding or agreements in restraint of trade."

The following affidavit must be signed and submitted with bidder's bid proposal.
FAILURE TO DO SO MAY RESULT IN DISQUALIFICATION OF THE BIDDER.

_____, as a part of its bid for the _____ work for
Community High School District 99, Downers Grove, Illinois, certifies that said Contractor is not barred from bidding
on the aforementioned contract as a result of a violation of the above Non-Collusion Affidavit.

Firm: _____

By: _____
(Signature)

(Printed Name & Title)

SUBSCRIBED AND SWORN TO before me

This _____ day of _____, 2019

NOTARY PUBLIC

Criminal Background Investigations

Contractor hereby represents, warrants and certified that no officer or director thereof has any knowledge that any employee thereof has been convicted of committing or attempting to commit "Criminal Code of 1961," 720 ILCS, Sections 5/11-6 (Indecent solicitation of a child), 5/11-9 (Public indecency), 5/11-14 (Prostitution), 5/11-15 (Soliciting for a prostitute), 5/11-15.1 (Soliciting for a juvenile prostitute), 5/11-19 (Pimping), 5/11-19.1 (Juvenile pimping), 5/11-19.2 (Exploitation of a child), 5/11-20 (Obscenity), 5/11-20.1 (Sexual assault), 5/12-14 (Aggravated criminal sexual assault), 5/12-15 (Criminal sexual abuse), and 5/120-16 (Aggravated criminal sexual abuse), and/or those offenses defined in the "Cannabis Control Act," 720 ILCS, 550/1 et seq. (except the "Illinois Controlled Substances Act," 720 ILCS 570/100 et seq. and/or any offense committed or attempted in any other state or against the laws of the United States, which if committed or attempted in this State, would have been punishable as one or more of the foregoing offenses.

Contractor further agrees that it shall not employ any person who have or may have direct, daily contact with the pupils of any school in the district, and for whom a criminal background investigation has not been conducted pursuant hereto, and further represents and agrees that all applicants for any such employment shall furnish with their applications the attached written "Authorization for Criminal Background Information" form authorizing the Board of Education to request a criminal background investigation of said applicant pursuant to Section 5/10-21.9 of the School Code of Illinois and to receive criminal history record information pursuant thereto to determine if the applicant has been convicted of committing or attempting to commit any of the criminal or drug offenses enumerated above. Contractor further agrees to submit with said authorization payment for any costs and expenses associated with the criminal background investigation.

Contractor further represents, warrants, and certifies that no applicant for employment with respect to whom the criminal investigation reveals any conviction for committing and/or attempting to commit any of the above enumerated offenses shall be employed thereby in any position that involves or may involve contact with the students of the school district.

This certification is executed on the date hereinafter indicated by the designated contractor by its duly authorized officer.

Firm: _____

By: _____
(Signature)

(Printed Name & Title)

Date: _____

Criminal Background Investigation

The undersigned hereby authorizes in Board of Education of Community High School District 99, Downers Grove, Illinois, to request a criminal background investigation from the Illinois State Police, pursuant to Section 5/10-21.9 of the School Code of Illinois, 105 ILCS 5/10-21.9 and to receive criminal history record information pursuant thereto.

By: _____
(Signature of Applicant of Employee)

(Printed or Typed Name of Applicant Employee)

Date: _____

BUSINESS CLASSIFICATION

a) Business Entity (check one)

Corporation (Publicly held)* Not-for-Profit* Government Agency/Public Institution*
 Corporation (Privately held) Partnership Sole Proprietor

* If checked, do not complete section III (b) and (c) below.

b) Business Ownership (check one) If minority or woman owned, attach copy of certification evidence.

Large Business: Male Owned Woman Owned
Small Business: Male Owned Woman Owned

BUSINESS DEFINITIONS

Small Business Concern - an independently owned and operated concern certified, or certifiable, as a small business by the Federal Small Business Administration (SBA). Standard Industrial Classification (SIC) codes may be found in the Federal Acquisition Regulations, Section 19.102 or in the Federal Procurement Regulations, Section 1-1.701.

Small Disadvantaged or Minority Business Concern - a small business concern which is at least fifty-one percent (51%) owned by one or more socially and economically disadvantaged individuals or in the case of any publicly owned business, at least fifty-one percent (51%) of the stock of which is owned by such individuals; and whose management and daily business operations are controlled by one or more of such individuals. Business owners who certify that they are members of named groups (Black Americans, Hispanic Americans, Native Americans, Asian-Pacific Americans) are considered socially and economically disadvantaged.

Woman-Owned Business - a business concern that is at least fifty-one percent (51%) owned by a woman or women who also control and operate it. "Control" in this context means exercising the power to make policy decisions. "Operate" in this context means being actively involved in the day-to-day management.

c) Race/Ethnicity of Ownership (check one) based on definitions below.

Black Asian/Pacific or Asian/Indian Caucasian
 Hispanic Native American (American Indians, Eskimos, Aleuts and native Hawaiians)

ETHNIC GROUP DEFINITIONS

Black Americans: United States citizens whose origins are in any of the Black racial groups of Africa.
Hispanic Americans: United States citizens whose origins are in Mexico, Puerto Rico, Cuba, Portugal, Central or Central America.
Native Americans: United States citizens whose origins are in any of the original peoples of North America, i.e., American Indians, Eskimos, Aleuts and native Hawaiians.
Asian Pacific/Asian Indian Americans: United States citizens whose origins are in Japan, China, Korea, Taiwan, Cambodia, Laos, Vietnam, the Philippines, Samoa, Guam, the U.S. Trust Territories of the Pacific Islands, the Northern Mariana Islands, India, Pakistan, or Bangladesh.

I certify that the business classification and ethnicity indicated above reflects the true and correct status of this business in accordance with current Federal Small Business Administration criteria. I agree to inform Community High School District 99 immediately in writing of any changes to the information contained herein, including changes in ownership, controlling interest or operations. I understand that falsely certifying this information may result in suspension from participation in Community High School District 99 - North High School Phase II project.

Name: _____ Title: _____
(Print or Type)

Signature: _____ Date: _____

END OF SECTION 00301

BID DATE: January 24th at 2:00 p.m. (CST)
(as date/time stamped by District 99's Receptionist)

BID TO: Community High School District 99
Administrative Center
6301 Springside Avenue
Downers Grove, IL 60516

RECEIVED BY:

BID FROM: _____

BID FOR: ***Bid Group 10 Bid Package #93 – Resilient Tile & Carpet
Phase C***

North High School
4436 Main Street
Downers Grove, IL 60515

It is required to have one original and one copy of your bid form.

THE UNDERSIGNED:

Acknowledges receipt of:

Plans and specifications for the work indicated above.

Addenda: No. _____ dated _____
No. _____ dated _____
No. _____ dated _____
No. _____ dated _____

Having examined the site of the work, and having familiarized himself or herself with local conditions affecting the cost of the work and with all requirements of the bidding documents including Instructions to Bidders, drawings, specifications and duly issued addenda as prepared by the architect, Wight & Company, hereby agrees to perform all work and furnish all labor, material and equipment specifically required of him by the bidding documents and such additional work as may be included as related requirements in other divisions or sections of the specifications, exclusive of alternate bids.

Agrees:

To furnish and install the described material and/or services for stated lump sum price.

To hold this bid open until **90** calendar days after bid opening date.

To accept the provisions of the General Provisions (Project Manual Division 0 – Bidding & Contracting Requirements Section 00201) and disposition of bid security.

To enter into and execute a contract with the Owner, if awarded on the basis of this bid, and in connection therewith to:

1. Furnish all bonds and insurance required by the bidding documents.
2. Accomplish the work in accordance with the contract.
3. Complete the work within the contract time herein specified.

Completion Time:

The undersigned agrees to begin construction immediately, or as directed by the Construction Manager, upon notice of contract award and to perform the following components of the work in accordance with the Construction Manager's Construction. This schedule is bound in the Project Manual. See attached scope of work in section 0300.

SCOPE OF WORK:

The work in this agreement (without additional compensation) shall include, but shall not necessarily be limited to, all skilled labor, supervision, premium time, materials, tools, equipment, plant, supplies, samples, shop drawings, design/engineering drawings, layout, transportation, supervision, contributions, insurance, taxes (if applicable), compliance with all agencies (City / Village, County, State, Federal and/or any other jurisdictional agency, as may be required) and/or all services and facilities necessary and/or required for the performance of all Work shown, detailed, and/or implied by the following documents and as defined herein.

It is understood that this Trade Contractor shall perform the Work for a complete and operational system as indicated or implied in all Contract Documents. It is recognized and understood that the documents upon which the bid is based are at a conceptual phase and this Contractor who has certain skills and judgments based upon his knowledge of techniques, procedures, systems, general state of the art of his specialty is expected to include in the scope of work, all items required in order to carry out a complete and functional system whether or not shown or described in the contract documents. This contract will be awarded on the basis of such documents with the understanding that this contractor is to furnish and install all items required for the proper completion of this work without adjustment to this contract price. No extra payments shall be made of claims entertained as a result of such items, unless it can be clearly demonstrated to be added scope to the contract and beyond the original intent of the documents.

Contractor to provide all Trade Contract work referenced in:

1. Any sheet of this bid group package including (reference Division 0 – Bidding and Contract Requirements, Section 00200 – Notice to Bidders).
2. Specification 00300 Bid Packages Scope Document.

WORK BASE BID: For providing all work including all allowances as required for the completion of the construction of the base bid project as shown on the drawings and specifications and NOT including alternate bids and/or contractor's proposed alternates and substitutes.

BASE BID

TOTAL BASE BID AMOUNT NORTH HIGH SCHOOL MASTER FACILITY PLAN

_____ Dollars (\$ _____)

1. This TRADE CONTRACTOR shall include an allowance of **\$30,000.00 in their base bid** for floor prep and leveling and moisture mitigation. Note the full skim coat in areas under SV are to be included in the Base Bid. Contract amounts will be adjusted by change order for amounts greater or less than the allowance. Allowance to be utilized only at the direction of Construction Manager.

2. This TRADE CONTRACTOR shall provide **Unit Pricing** / S.F. for Flooring mitigation, if necessary, due to failed alkalinity or moisture tests. Unit Pricing shall include all labor and material. Unit Pricing to be placed in designated location on Bid Form.

Unit Pricing _____ Dollars(\$ _____)

3. **Alt. Bid #1** - This TRADE CONTRACTOR shall provide an **ADD Alternate Price** for all Carper, LVT, and Rubber Base as shown on sheet A10.02E.

ADD _____

Dollars (\$ _____)

BONDS:

This TRADE CONTRACTOR will be required to provide a Performance and Payment Bond for their work in accordance with 00201 of the General Conditions.

Award Basis:

The project will be awarded based upon the attached Evaluation Criteria, Section 301a. Owner and Construction Manager alternate's may be considered to find the most qualified bidder if the result of combining the base bid and the selected alternate(s) is the most qualified bid, and is to the benefit of the owner.

Each of the following amounts for alternate construction includes the entire cost of such construction, except as otherwise noted. Acceptance of any or all of the alternates for inclusion in the contract is the sole prerogative of the owner.

All additional costs due to the alternates are included in the amount to be added to the base bid, so that no additional costs will be borne by the owner due to acceptance of alternates. This alternate price is not to be included in the base bid price.

Owner Requested Alternates:

Each of the following amounts for alternate construction includes the entire cost of such construction, except as otherwise noted. Acceptance of any or all of the alternates for inclusion in the contract is the sole prerogative of the owner.

All additional costs due to the alternates are included in the amount to be added to the base bid, so that no additional costs will be borne by the owner due to acceptance of alternates.

Proposed Alternates: (Contractors Proposed Alternates)

Item Specified	Proposed Alternate	Change in Bid Price
1. _____	_____	_____
2. _____	_____	_____
3. _____	_____	_____

Owner Requested Unit Prices/Allowances (as applicable to this Trade Contractor's scope of work) (additive or deductive).

This trade contractor includes _____ dumpsters for all refuse caused by this trade contractor's work in the amount of _____ Dollars (\$ _____) Note: trade contractors are to include in their bid form submittal the quantity of dumpsters required to complete their work and the cost associated with same. Dumpster costs will be subtracted by change order. Dumpsters will be procured and managed by Construction Manager. Note: Dumpster use in excess of that proposed by this Trade Contractor will be adjusted by back charge.

Owner Requested Scheduling Information:

Note: The work of this Trade Contractor is to be completed in accordance with the overall project schedule as identified elsewhere in this project manual and/or as subsequently directed by Construction Manager. This Trade Contractor shall submit a proposed submittals list/schedule/material log within five (5) calendar days of Notice To Proceed.

1. Shop drawings / Submittal for this trade contractor will be submitted within 10 calendar days of receipt of notice to proceed.

Bid Acceptance:

If written notice of the acceptance of this bid is mailed, telegraphed or delivered to the undersigned within the time noted herein, after the date of opening of bids or at any time thereafter before this bid is withdrawn, the undersigned agrees that he will execute a construction contract in accordance with the bids as accepted.

The Owner reserves the right to award the contract to its best interests, review and accept any and all value engineering alternatives, negotiate with the lowest responsible bidder, to reject any or all bids, to waive any informalities in bidding and to hold all bids for the bid guarantee period. The Owner reserves the right to award separate contracts for any of the items of work bid herein.

Bid Deposit:

The undersigned furnishes herewith, as required in the Instructions to Bidders, a bid deposit in the amount of ten percent (10%) of the amount bid in the form of Cashier's Check, or Certified Check, made payable to the Owner or Bid Bond, naming the Owner as obligee. (Bidder to check form of deposit furnished.)

It is understood and agreed that should the undersigned fail to enter into a contract with the Owner or furnish acceptable contract security within the time and in the manner herein provided, the bid deposit shall be retained by the Owner as liquidated damages and not as a forfeiture. As it is impossible to determine precisely an exact amount of damages the Owner will sustain, it is agreed that the bid deposit is a fair and equitable estimate of such damages.

REPRESENTATIONS AND CERTIFICATIONS:

The bidder makes the following representations and certifications as part of his bid on the project herein identified in the Bid Form. In the case of a joint venture bid, each party represents and certifies as to his own organization.

AVAILABILITY. The number and amount of contracts and awards pending which I am and/or will be obligated to perform, now and during the course of the project, will not interfere with or hinder the timely prosecution of my work.

SURETY. I have notified a Surety Company that I am submitting a bid for work to be performed on the project. The Surety Company has agreed to issue a performance and labor and material payment bond for my work, if my bid is accepted and the contract awarded to me.

INDEPENDENT PRICE DETERMINATION. The contract sum in this bid has been arrived at independently, without consultation, communication or agreement for the purpose of restricting competition.

PREVAILING WAGE. The contractor and each subcontractor shall pay not less than the general prevailing rate of hourly wages for work of a similar character in the locality in which the work is performed and not less than general prevailing rate of hourly wages for legal holidays and overtime work in the performance of work under this contract, as established by the Illinois Department of Labor, pursuant to an act of the General Assembly of the State of Illinois approved June 26, 1941 as amended according to Section 820 ILCS 130/1.

Pursuant to Section 820 ILCS 130/5, the contractor and each subcontractor shall keep an accurate record showing the names and occupation of all laborers, workers and mechanics employed by them, and also showing the actual hourly wages paid to each such individual, which record shall be open at all reasonable hours to inspection by the Owner, its officers and agents, and to agents of the Illinois Department of Labor.

The contractor and each subcontractor hereby agree, jointly and severally, to defend, indemnify and hold harmless the Owner from any and all claims, demands, liens or suits of any kind or nature whatsoever (including suits for injunctive relief) by the Illinois Department of Labor under the Illinois Prevailing Wage Act, Section 820 ILCS 130/1., or by any laborer, worker or mechanic employed by the contractor or the subcontractor who alleges that he has been paid for his services in a sum less than prevailing wage rates required by Illinois law. The Owner agrees to notify the contractor or subcontractor of the pendency of any such claim, demand, lien or suit.

DIVISION 0 – BIDDING & CONTRACT REQUIREMENTS
SECTION 00393 - BID FORM

By submitting a bid, each bidder agrees to waive any claim it has or may have against the Owner, the Architect, Engineer, Construction Manager and their respective employees, arising out of or in connection with the administration, evaluation, or recommendation of any bid; waiver of any requirements under the Bid Documents; or the Contract Document; acceptance or rejection of any bids; and award of the Contract.

Signature:

Respectfully submitted this _____ day _____, 2019

Type of Firm (Bidder to indicate)

_____ Individual

_____ Partnership

_____ Corporation

_____ Joint Venture

_____ Other

(Firm Name)

(Address)

(CORPORATE SEAL)

(Telephone Number) (FAX)

(E-mail Address)

(Bidder's Signature)

(Title)

Subscribed and sworn to me
this _____ day of _____, 2019

NOTE: All pages of this bid form must be returned with your proposal. Failure to do so shall disqualify your bid.

CERTIFICATE OF BIDDER ELIGIBILITY

720 ILCS 5/33E-11 REQUIRES THAT ALL CONTRACTORS BIDDING FOR PUBLIC AGENCIES IN THE State of Illinois certify that they are not barred from bidding on public contracts for bid rigging or bid rotation.

The following certification must be signed and submitted with bidder's bid proposal. FAILURE TO DO SO MAY RESULT IN DISQUALIFICATION OF THE BIDDER.

_____, as part of its bid for the _____ work for Community High School District 99, Downers Grove, Illinois, DuPage County, Illinois certified that said contractor is not barred from bidding on the aforementioned contract as a result of violation of either 720 ILCS 5/33E-3 or 720 ILCS 5/33-E4.

Firm: _____

By: _____
(Signature)

(Printed Name & Title)

SUBSCRIBED AND SWORN TO before me

This _____ day of _____, 2019

NOTARY PUBLIC

**CRIMINAL CODE CERTIFICATION
AS REQUIRED BY:
STATE OF ILLINOIS CRIMINAL CODE OF 2012, 720 ILCS 5/33E-11**

I, _____ the individual whose signature appears below on this bid/contract
for _____ hereby certify that the bidding
party/contracting party is not barred from bidding on the contract as a result of a violation of either Section 33E-3 or
Section 33E-4 of 720 ILCS 5/33E-3 or 5/33E-4 of the Illinois Compiled Statutes, as amended.

By: _____
Authorized Agent of Contractor (name and title)

SUBSCRIBED AND SWORN to before
me this ____ day _____, 20__.

Notary Public

EQUAL EMPLOYMENT OPPORTUNITY

Section I. This EQUAL EMPLOYMENT OPPORTUNITY CLAUSE is required by the Illinois Human Rights Act and the Rules and Regulations of the Illinois Department of Human Rights published at 44 Illinois Administrative Code Section 750, *et seq.*

Section II. In the event of the Contractor's noncompliance with any provision of this Equal Employment Opportunity Clause, the Illinois Human Rights Act, or the Rules and Regulations of the Department of Human Rights (hereinafter referred to as the Department) the Contractor may be declared ineligible for future contracts or subcontracts with the State of Illinois or any of its political subdivisions or municipal corporations, and this Contract may be canceled or voided in whole or in part, and other sanctions or penalties may be imposed or remedies involved as provided by statute or regulation.

During the performance of this Agreement, the Contractor agrees:

A. That it will not discriminate against any employee or applicant for employment because of race, color, religion, sex, sexual orientation, national origin or ancestry, citizenship status, age, physical or mental disability unrelated to ability, military status or an unfavorable discharge from military service; and further that it will examine all job classifications to determine if minority persons or women are underutilized and will take appropriate affirmative action to rectify any such underutilization.

B. That, if it hires additional employees in order to perform this Contract, or any portion hereof, it will determine the availability (in accordance with the Department's Rules and Regulations) of minorities and women in the area(s) from which it may reasonably recruit and it will hire for each job classification for which employees are hired in such a way that minorities and women are not underutilized.

C. That, in all solicitations or advertisements for employees placed by it or on its behalf, it will state that all applicants will be afforded equal opportunity without discrimination because of race, color, religion, sex, sexual orientation, marital status, national origin or ancestry, citizenship status, age, or physical or mental handicap unrelated to ability, military status or an unfavorable discharge from military service.

D. That it will send to each labor organization or representative of workers with which it has or is bound by a collective bargaining or other agreement or understanding, a notice advising such labor organization or representative of the Vendor's obligations under the Illinois Human Rights Act and Department's Rules and Regulations. If any labor organization or representative fails or refuses to cooperate with the Contractor in its efforts to comply with the Act and Rules and Regulations, the Contractor will promptly notify the Department and the contracting agency and will recruit employees from other sources when necessary to fulfill its obligations under the Contract.

E. That it will submit reports as required by the Department's Rules and Regulations, furnish all relevant information as may from time to time be requested by the Department or the contracting agency, and in all respects comply with the Illinois Human Rights Act and Department's Rules and Regulations.

F. That it will permit access to all relevant books, records, accounts and work sites by personnel of the contracting agency and Department for purposes of investigation to ascertain compliance with the Illinois Human Rights Act and Department's Rules and Regulations.

G. That it will include verbatim or by reference the provisions of this Equal Employment Opportunity Clause in every subcontract it awards under which any portion of this Contract obligations are undertaken or assumed, so that such provisions will be binding upon such subcontractor. In the same manner as the other provisions of this Agreement, the Contractor will be liable for compliance with applicable provisions of this clause by such subcontractors; and further it will promptly notify the contracting agency and the Department in the event any subcontractor fails or refuses to comply therewith. In addition, the Contractor will not utilize any subcontractor declared by the Illinois Human Rights Department to be ineligible for contracts or subcontracts with the State of Illinois or any of its political subdivisions or municipal corporations.

ACKNOWLEDGED AND AGREED TO:

By: _____
Authorized Agent of Contractor (name and title)

DATE: _____

SEXUAL HARASSMENT POLICY

_____, having submitted a bid for _____ (Name of Contractor)
_____ to Community High School District No. 00, hereby
certifies that said contractor has a written sexual harassment policy in place in full compliance with 775 ILCS 5/2-
105 (A) (4).

By: _____
Authorized Agent of Contractor (name and title)

SUBSCRIBED AND SWORN to before
me this _____ day _____, 20____.

Notary Public

TAX CERTIFICATION

I, _____, having been first duly sworn depose and state as follows:

I, _____, am the duly authorized agent for
_____ which has submitted a proposal to Community
High School District No. 99 for

_____ and I hereby certify that
_____ is not delinquent in the payment of any tax administered by the
Illinois Department of Revenue, or if it is:

a. it is contesting its liability for the tax or the amount of tax in accordance with procedures established by the appropriate Revenue Act; or

b. it has entered into an agreement with the Department of Revenue for payment of all taxes due and is currently in compliance with that agreement.

By: _____
Authorized Agent of Contractor (name and title)

SUBSCRIBED AND SWORN to before
me this _____ day _____, 20__.

Notary Public

SUBSTANCE ABUSE PREVENTION ON PUBLIC WORKS PROJECTS

The Contractor certifies that it has in place a written program that meets or exceeds the program requirements of the Substance Abuse Prevention on Public Works Projects Act (Public Act 95-0635), and will provide a copy thereof to Community High School District No. 99 prior to commencement of work on the Project.

By: _____
Authorized Agent of Contractor (name and title)

SUBSCRIBED AND SWORN to before
me this ____ day _____, 20__.

Notary Public

**CERTIFICATE REGARDING
EMPLOYMENT OF ILLINOIS WORKERS ON PUBLIC WORKS**

_____ agrees if at the time the Agreement is executed, or if during the term of the Agreement, there is excessive unemployment in Illinois as defined in the Employment of Illinois Workers on Public Works Act, 30- ILCS 570/0/01 et seq., as two consecutive months of unemployment exceeding 5%, then _____ agrees to employ Illinois laborers in accordance with the Employment of Illinois Workers on Public Works Act. An "Illinois laborer" is defined as any person who has resided in Illinois for at least thirty (30) days and intends to become or remain an Illinois resident.

Firm: _____

By: _____
(Signature)

(Printed Name & Title)

SUBSCRIBED AND SWORN TO before me

This _____ day of _____, 2019

NOTARY PUBLIC

PREVAILING WAGE AFFIDAVIT

AFFIDAVIT: "I (we) hereby certify and affirm that if awarded a contract with Community High School District 99, we will comply fully with the "Illinois Prevailing Wage Act (Ill. Rev. Stat., 1987 Ch. 48, Sections 398 s-1-12 as amended by Public Act 86-693 and 86-799 effected January 1, 1990, and any other amendments effective thereafter)". We further understand that current prevailing wage standards are included in the Supplementary General Conditions.

The following affidavit must be signed and submitted with bidder's bid proposal. FAILURE TO DO SO MAY RESULT IN DISQUALIFICATION OF THE BIDDER.

_____, as part of its bid for the _____ work for Community High School District 99, Downers Grove, Illinois, certifies that said contractor is not barred from bidding on the aforementioned contract as a result of a violation of the Illinois Prevailing Wage Act (Ill. Rev. Stat., 1987 Ch. 48, Sections 398 s-1-12 as amended by Public Act 86-693 and 86-799 effected January 1, 1990).

Firm: _____

By: _____
(Signature)

(Printed Name & Title)

SUBSCRIBED AND SWORN TO before me

This _____ day of _____, 2019

NOTARY PUBLIC

NON-COLLUSION AFFIDAVIT

AFFIDAVIT: "I (we) hereby certify and affirm that my (our) proposal was prepared independently for this project and that it contains no fees or amounts other than that for the legitimate execution of this work as specified and that it includes no understanding or agreements in restraint of trade."

The following affidavit must be signed and submitted with bidder's bid proposal.
FAILURE TO DO SO MAY RESULT IN DISQUALIFICATION OF THE BIDDER.

_____, as a part of its bid for the _____ work for
Community High School District 99, Downers Grove, Illinois, certifies that said Contractor is not barred from bidding
on the aforementioned contract as a result of a violation of the above Non-Collusion Affidavit.

Firm: _____

By: _____
(Signature)

(Printed Name & Title)

SUBSCRIBED AND SWORN TO before me

This _____ day of _____, 2019

NOTARY PUBLIC

Criminal Background Investigations

Contractor hereby represents, warrants and certified that no officer or director thereof has any knowledge that any employee thereof has been convicted of committing or attempting to commit "Criminal Code of 1961," 720 ILCS, Sections 5/11-6 (Indecent solicitation of a child), 5/11-9 (Public indecency), 5/11-14 (Prostitution), 5/11-15 (Soliciting for a prostitute), 5/11-15.1 (Soliciting for a juvenile prostitute), 5/11-19 (Pimping), 5/11-19.1 (Juvenile pimping), 5/11-19.2 (Exploitation of a child), 5/11-20 (Obscenity), 5/11-20.1 (Sexual assault), 5/12-14 (Aggravated criminal sexual assault), 5/12-15 (Criminal sexual abuse), and 5/120-16 (Aggravated criminal sexual abuse), and/or those offenses defined in the "Cannabis Control Act," 720 ILCS, 550/1 et seq. (except the "Illinois Controlled Substances Act," 720 ILCS 570/100 et seq. and/or any offense committed or attempted in any other state or against the laws of the United States, which if committed or attempted in this State, would have been punishable as one or more of the foregoing offenses.

Contractor further agrees that it shall not employ any person who have or may have direct, daily contact with the pupils of any school in the district, and for whom a criminal background investigation has not been conducted pursuant hereto, and further represents and agrees that all applicants for any such employment shall furnish with their applications the attached written "Authorization for Criminal Background Information" form authorizing the Board of Education to request a criminal background investigation of said applicant pursuant to Section 5/10-21.9 of the School Code of Illinois and to receive criminal history record information pursuant thereto to determine if the applicant has been convicted of committing or attempting to commit any of the criminal or drug offenses enumerated above. Contractor further agrees to submit with said authorization payment for any costs and expenses associated with the criminal background investigation.

Contractor further represents, warrants, and certifies that no applicant for employment with respect to whom the criminal investigation reveals any conviction for committing and/or attempting to commit any of the above enumerated offenses shall be employed thereby in any position that involves or may involve contact with the students of the school district.

This certification is executed on the date hereinafter indicated by the designated contractor by its duly authorized officer.

Firm: _____

By: _____
(Signature)

(Printed Name & Title)

Date: _____

Criminal Background Investigation

The undersigned hereby authorizes in Board of Education of Community High School District 99, Downers Grove, Illinois, to request a criminal background investigation from the Illinois State Police, pursuant to Section 5/10-21.9 of the School Code of Illinois, 105 ILCS 5/10-21.9 and to receive criminal history record information pursuant thereto.

By: _____
(Signature of Applicant of Employee)

(Printed or Typed Name of Applicant Employee)

Date: _____

BUSINESS CLASSIFICATION

a) Business Entity (check one)

Corporation (Publicly held)* Not-for-Profit* Government Agency/Public Institution*
 Corporation (Privately held) Partnership Sole Proprietor

* If checked, do not complete section III (b) and (c) below.

b) Business Ownership (check one) If minority or woman owned, attach copy of certification evidence.

Large Business: Male Owned Woman Owned
Small Business: Male Owned Woman Owned

BUSINESS DEFINITIONS

Small Business Concern - an independently owned and operated concern certified, or certifiable, as a small business by the Federal Small Business Administration (SBA). Standard Industrial Classification (SIC) codes may be found in the Federal Acquisition Regulations, Section 19.102 or in the Federal Procurement Regulations, Section 1-1.701.

Small Disadvantaged or Minority Business Concern - a small business concern which is at least fifty-one percent (51%) owned by one or more socially and economically disadvantaged individuals or in the case of any publicly owned business, at least fifty-one percent (51%) of the stock of which is owned by such individuals; and whose management and daily business operations are controlled by one or more of such individuals. Business owners who certify that they are members of named groups (Black Americans, Hispanic Americans, Native Americans, Asian-Pacific Americans) are considered socially and economically disadvantaged.

Woman-Owned Business - a business concern that is at least fifty-one percent (51%) owned by a woman or women who also control and operate it. "Control" in this context means exercising the power to make policy decisions. "Operate" in this context means being actively involved in the day-to-day management.

c) Race/Ethnicity of Ownership (check one) based on definitions below.

Black Asian/Pacific or Asian/Indian Caucasian
 Hispanic Native American (American Indians, Eskimos, Aleuts and native Hawaiians)

ETHNIC GROUP DEFINITIONS

Black Americans: United States citizens whose origins are in any of the Black racial groups of Africa.
Hispanic Americans: United States citizens whose origins are in Mexico, Puerto Rico, Cuba, Portugal, Central or Central America.
Native Americans: United States citizens whose origins are in any of the original peoples of North America, i.e., American Indians, Eskimos, Aleuts and native Hawaiians.
Asian Pacific/Asian Indian Americans: United States citizens whose origins are in Japan, China, Korea, Taiwan, Cambodia, Laos, Vietnam, the Philippines, Samoa, Guam, the U.S. Trust Territories of the Pacific Islands, the Northern Mariana Islands, India, Pakistan, or Bangladesh.

I certify that the business classification and ethnicity indicated above reflects the true and correct status of this business in accordance with current Federal Small Business Administration criteria. I agree to inform Community High School District 99 immediately in writing of any changes to the information contained herein, including changes in ownership, controlling interest or operations. I understand that falsely certifying this information may result in suspension from participation in Community High School District 99 - North High School Phase II project.

Name: _____ Title: _____
(Print or Type)

Signature: _____ Date: _____

END OF SECTION 00301

BID DATE: January 24th at 2:00 p.m. (CST)
(as date/time stamped by District 99's Receptionist)

BID TO: Community High School District 99
Administrative Center
6301 Springside Avenue
Downers Grove, IL 60516

RECEIVED BY:

BID FROM: _____

BID FOR: ***Bid Group 10 Bid Package #94 – Terrazzo & Epoxy Flooring
Phase C***

North High School
4436 Main Street
Downers Grove, IL 60515

It is required to have one original and one copy of your bid form.

THE UNDERSIGNED:

Acknowledges receipt of:

Plans and specifications for the work indicated above.

Addenda: No. _____ dated _____
No. _____ dated _____
No. _____ dated _____
No. _____ dated _____

Having examined the site of the work, and having familiarized himself or herself with local conditions affecting the cost of the work and with all requirements of the bidding documents including Instructions to Bidders, drawings, specifications and duly issued addenda as prepared by the architect, Wight & Company, hereby agrees to perform all work and furnish all labor, material and equipment specifically required of him by the bidding documents and such additional work as may be included as related requirements in other divisions or sections of the specifications, exclusive of alternate bids.

Agrees:

To furnish and install the described material and/or services for stated lump sum price.

To hold this bid open until **90** calendar days after bid opening date.

To accept the provisions of the General Provisions (Project Manual Division 0 – Bidding & Contracting Requirements Section 00201) and disposition of bid security.

To enter into and execute a contract with the Owner, if awarded on the basis of this bid, and in connection therewith to:

1. Furnish all bonds and insurance required by the bidding documents.
2. Accomplish the work in accordance with the contract.
3. Complete the work within the contract time herein specified.

Completion Time:

The undersigned agrees to begin construction immediately, or as directed by the Construction Manager, upon notice of contract award and to perform the following components of the work in accordance with the Construction Manager's Construction. This schedule is bound in the Project Manual. See attached scope of work in section 0300.

SCOPE OF WORK:

The work in this agreement (without additional compensation) shall include, but shall not necessarily be limited to, all skilled labor, supervision, premium time, materials, tools, equipment, plant, supplies, samples, shop drawings, design/engineering drawings, layout, transportation, supervision, contributions, insurance, taxes (if applicable), compliance with all agencies (City / Village, County, State, Federal and/or any other jurisdictional agency, as may be required) and/or all services and facilities necessary and/or required for the performance of all Work shown, detailed, and/or implied by the following documents and as defined herein.

It is understood that this Trade Contractor shall perform the Work for a complete and operational system as indicated or implied in all Contract Documents. It is recognized and understood that the documents upon which the bid is based are at a conceptual phase and this Contractor who has certain skills and judgments based upon his knowledge of techniques, procedures, systems, general state of the art of his specialty is expected to include in the scope of work, all items required in order to carry out a complete and functional system whether or not shown or described in the contract documents. This contract will be awarded on the basis of such documents with the understanding that this contractor is to furnish and install all items required for the proper completion of this work without adjustment to this contract price. No extra payments shall be made of claims entertained as a result of such items, unless it can be clearly demonstrated to be added scope to the contract and beyond the original intent of the documents.

Contractor to provide all Trade Contract work referenced in:

1. Any sheet of this bid group package including (reference Division 0 – Bidding and Contract Requirements, Section 00200 – Notice to Bidders).
2. Specification 00300 Bid Packages Scope Document.

WORK BASE BID: For providing all work including all allowances as required for the completion of the construction of the base bid project as shown on the drawings and specifications and NOT including alternate bids and/or contractor's proposed alternates and substitutes.

BASE BID

TOTAL BASE BID AMOUNT NORTH HIGH SCHOOL MASTER FACILITY PLAN

_____ Dollars (\$ _____)

This TRADE CONTRACTOR shall include an allowance of **\$10,000.00 in their base bid** for floor leveling & Floor Prep. Initial floor sweeping prior to leveling and prep operations shall be included as part of Base Bid. Contract amounts will be adjusted by change order for amounts greater or less than the allowance. Allowance to be utilized only at the direction of Construction Manager.

BONDS:

This TRADE CONTRACTOR will be required to provide a Performance and Payment Bond for their work in accordance with 00201 of the General Conditions.

Award Basis:

The project will be awarded based upon the attached Evaluation Criteria, Section 301a. Owner and Construction Manager alternate's may be considered to find the most qualified bidder if the result of combining the base bid and the selected alternate(s) is the most qualified bid, and is to the benefit of the owner.

Each of the following amounts for alternate construction includes the entire cost of such construction, except as otherwise noted. Acceptance of any or all of the alternates for inclusion in the contract is the sole prerogative of the owner.

All additional costs due to the alternates are included in the amount to be added to the base bid, so that no additional costs will be borne by the owner due to acceptance of alternates. This alternate price is not to be included in the base bid price.

Owner Requested Alternates:

Each of the following amounts for alternate construction includes the entire cost of such construction, except as otherwise noted. Acceptance of any or all of the alternates for inclusion in the contract is the sole prerogative of the owner.

All additional costs due to the alternates are included in the amount to be added to the base bid, so that no additional costs will be borne by the owner due to acceptance of alternates.

Proposed Alternates: (Contractors Proposed Alternates)

Item Specified	Proposed Alternate	Change in Bid Price
1. _____	_____	_____
2. _____	_____	_____
3. _____	_____	_____

Owner Requested Unit Prices/Allowances (as applicable to this Trade Contractor's scope of work) (additive or deductive).

This trade contractor includes _____ dumpsters for all refuse caused by this trade contractor's work in the amount of _____ Dollars (\$ _____) Note: trade contractors are to include in their bid form submittal the quantity of dumpsters required to complete their work and the cost associated with same. Dumpster costs will be subtracted by change order. Dumpsters will be procured and managed by Construction Manager. Note: Dumpster use in excess of that proposed by this Trade Contractor will be adjusted by back charge.

Owner Requested Scheduling Information:

Note: The work of this Trade Contractor is to be completed in accordance with the overall project schedule as identified elsewhere in this project manual and/or as subsequently directed by Construction Manager. This Trade Contractor shall submit a proposed submittals list/schedule/material log within five (5) calendar days of Notice To Proceed.

1. Shop drawings / Submittal for this trade contractor will be submitted within 10 calendar days of receipt of notice to proceed.

Bid Acceptance:

If written notice of the acceptance of this bid is mailed, telegraphed or delivered to the undersigned within the time noted herein, after the date of opening of bids or at any time thereafter before this bid is withdrawn, the undersigned agrees that he will execute a construction contract in accordance with the bids as accepted.

The Owner reserves the right to award the contract to its best interests, review and accept any and all value engineering alternatives, negotiate with the lowest responsible bidder, to reject any or all bids, to waive any informalities in bidding and to hold all bids for the bid guarantee period. The Owner reserves the right to award separate contracts for any of the items of work bid herein.

Bid Deposit:

The undersigned furnishes herewith, as required in the Instructions to Bidders, a bid deposit in the amount of ten percent (10%) of the amount bid in the form of Cashier's Check, or Certified Check, made payable to the Owner or Bid Bond, naming the Owner as obligee. (Bidder to check form of deposit furnished.)

It is understood and agreed that should the undersigned fail to enter into a contract with the Owner or furnish acceptable contract security within the time and in the manner herein provided, the bid deposit shall be retained by the Owner as liquidated damages and not as a forfeiture. As it is impossible to determine precisely an exact amount of damages the Owner will sustain, it is agreed that the bid deposit is a fair and equitable estimate of such damages.

REPRESENTATIONS AND CERTIFICATIONS:

The bidder makes the following representations and certifications as part of his bid on the project herein identified in the Bid Form. In the case of a joint venture bid, each party represents and certifies as to his own organization.

AVAILABILITY. The number and amount of contracts and awards pending which I am and/or will be obligated to perform, now and during the course of the project, will not interfere with or hinder the timely prosecution of my work.

SURETY. I have notified a Surety Company that I am submitting a bid for work to be performed on the project. The Surety Company has agreed to issue a performance and labor and material payment bond for my work, if my bid is accepted and the contract awarded to me.

INDEPENDENT PRICE DETERMINATION. The contract sum in this bid has been arrived at independently, without consultation, communication or agreement for the purpose of restricting competition.

PREVAILING WAGE. The contractor and each subcontractor shall pay not less than the general prevailing rate of hourly wages for work of a similar character in the locality in which the work is performed and not less than general prevailing rate of hourly wages for legal holidays and overtime work in the performance of work under this contract, as established by the Illinois Department of Labor, pursuant to an act of the General Assembly of the State of Illinois approved June 26, 1941 as amended according to Section 820 ILCS 130/1.

Pursuant to Section 820 ILCS 130/5, the contractor and each subcontractor shall keep an accurate record showing the names and occupation of all laborers, workers and mechanics employed by them, and also showing the actual hourly wages paid to each such individual, which record shall be open at all reasonable hours to inspection by the Owner, its officers and agents, and to agents of the Illinois Department of Labor.

The contractor and each subcontractor hereby agree, jointly and severally, to defend, indemnify and hold harmless the Owner from any and all claims, demands, liens or suits of any kind or nature whatsoever (including suits for injunctive relief) by the Illinois Department of Labor under the Illinois Prevailing Wage Act, Section 820 ILCS 130/1.,

DIVISION 0 – BIDDING & CONTRACT REQUIREMENTS
SECTION 00394 - BID FORM

or by any laborer, worker or mechanic employed by the contractor or the subcontractor who alleges that he has been paid for his services in a sum less than prevailing wage rates required by Illinois law. The Owner agrees to notify the contractor or subcontractor of the pendency of any such claim, demand, lien or suit.

DIVISION 0 – BIDDING & CONTRACT REQUIREMENTS
SECTION 00394 - BID FORM

By submitting a bid, each bidder agrees to waive any claim it has or may have against the Owner, the Architect, Engineer, Construction Manager and their respective employees, arising out of or in connection with the administration, evaluation, or recommendation of any bid; waiver of any requirements under the Bid Documents; or the Contract Document; acceptance or rejection of any bids; and award of the Contract.

Signature:

Respectfully submitted this _____ day _____, 2019

Type of Firm (Bidder to indicate)

_____ Individual

_____ Partnership

_____ Corporation

_____ Joint Venture

_____ Other

(CORPORATE SEAL)

(Firm Name)

(Address)

(Telephone Number) (FAX)

(E-mail Address)

(Bidder's Signature)

(Title)

Subscribed and sworn to me
this _____ day of _____, 2019

NOTE: All pages of this bid form must be returned with your proposal. Failure to do so shall disqualify your bid.

CERTIFICATE OF BIDDER ELIGIBILITY

720 ILCS 5/33E-11 REQUIRES THAT ALL CONTRACTORS BIDDING FOR PUBLIC AGENCIES IN THE State of Illinois certify that they are not barred from bidding on public contracts for bid rigging or bid rotation.

The following certification must be signed and submitted with bidder's bid proposal. FAILURE TO DO SO MAY RESULT IN DISQUALIFICATION OF THE BIDDER.

_____, as part of its bid for the _____ work for Community High School District 99, Downers Grove, Illinois, DuPage County, Illinois certified that said contractor is not barred from bidding on the aforementioned contract as a result of violation of either 720 ILCS 5/33E-3 or 720 ILCS 5/33-E4.

Firm: _____

By: _____
(Signature)

(Printed Name & Title)

SUBSCRIBED AND SWORN TO before me

This _____ day of _____, 2019

NOTARY PUBLIC

**CRIMINAL CODE CERTIFICATION
AS REQUIRED BY:
STATE OF ILLINOIS CRIMINAL CODE OF 2012, 720 ILCS 5/33E-11**

I, _____ the individual whose signature appears below on this bid/contract
for _____ hereby certify that the bidding
party/contracting party is not barred from bidding on the contract as a result of a violation of either Section 33E-3 or
Section 33E-4 of 720 ILCS 5/33E-3 or 5/33E-4 of the Illinois Compiled Statutes, as amended.

By: _____
Authorized Agent of Contractor (name and title)

SUBSCRIBED AND SWORN to before
me this ____ day _____, 20__.

Notary Public

EQUAL EMPLOYMENT OPPORTUNITY

Section I. This EQUAL EMPLOYMENT OPPORTUNITY CLAUSE is required by the Illinois Human Rights Act and the Rules and Regulations of the Illinois Department of Human Rights published at 44 Illinois Administrative Code Section 750, *et seq.*

Section II. In the event of the Contractor's noncompliance with any provision of this Equal Employment Opportunity Clause, the Illinois Human Rights Act, or the Rules and Regulations of the Department of Human Rights (hereinafter referred to as the Department) the Contractor may be declared ineligible for future contracts or subcontracts with the State of Illinois or any of its political subdivisions or municipal corporations, and this Contract may be canceled or voided in whole or in part, and other sanctions or penalties may be imposed or remedies involved as provided by statute or regulation.

During the performance of this Agreement, the Contractor agrees:

A. That it will not discriminate against any employee or applicant for employment because of race, color, religion, sex, sexual orientation, national origin or ancestry, citizenship status, age, physical or mental disability unrelated to ability, military status or an unfavorable discharge from military service; and further that it will examine all job classifications to determine if minority persons or women are underutilized and will take appropriate affirmative action to rectify any such underutilization.

B. That, if it hires additional employees in order to perform this Contract, or any portion hereof, it will determine the availability (in accordance with the Department's Rules and Regulations) of minorities and women in the area(s) from which it may reasonably recruit and it will hire for each job classification for which employees are hired in such a way that minorities and women are not underutilized.

C. That, in all solicitations or advertisements for employees placed by it or on its behalf, it will state that all applicants will be afforded equal opportunity without discrimination because of race, color, religion, sex, sexual orientation, marital status, national origin or ancestry, citizenship status, age, or physical or mental handicap unrelated to ability, military status or an unfavorable discharge from military service.

D. That it will send to each labor organization or representative of workers with which it has or is bound by a collective bargaining or other agreement or understanding, a notice advising such labor organization or representative of the Vendor's obligations under the Illinois Human Rights Act and Department's Rules and Regulations. If any labor organization or representative fails or refuses to cooperate with the Contractor in its efforts to comply with the Act and Rules and Regulations, the Contractor will promptly notify the Department and the contracting agency and will recruit employees from other sources when necessary to fulfill its obligations under the Contract.

E. That it will submit reports as required by the Department's Rules and Regulations, furnish all relevant information as may from time to time be requested by the Department or the contracting agency, and in all respects comply with the Illinois Human Rights Act and Department's Rules and Regulations.

F. That it will permit access to all relevant books, records, accounts and work sites by personnel of the contracting agency and Department for purposes of investigation to ascertain compliance with the Illinois Human Rights Act and Department's Rules and Regulations.

G. That it will include verbatim or by reference the provisions of this Equal Employment Opportunity Clause in every subcontract it awards under which any portion of this Contract obligations are undertaken or assumed, so that such provisions will be binding upon such subcontractor. In the same manner as the other provisions of this Agreement, the Contractor will be liable for compliance with applicable provisions of this clause by such subcontractors; and further it will promptly notify the contracting agency and the Department in the event any subcontractor fails or refuses to comply therewith. In addition, the Contractor will not utilize any subcontractor declared by the Illinois Human Rights Department to be ineligible for contracts or subcontracts with the State of Illinois or any of its political subdivisions or municipal corporations.

ACKNOWLEDGED AND AGREED TO:

By: _____
Authorized Agent of Contractor (name and title)

DATE: _____

SEXUAL HARASSMENT POLICY

_____, having submitted a bid for _____ (Name of Contractor)
_____ to Community High School District No. 00, hereby
certifies that said contractor has a written sexual harassment policy in place in full compliance with 775 ILCS 5/2-
105 (A) (4).

By: _____
Authorized Agent of Contractor (name and title)

SUBSCRIBED AND SWORN to before
me this _____ day _____, 20____.

Notary Public

TAX CERTIFICATION

I, _____, having been first duly sworn depose and state as follows:

I, _____, am the duly authorized agent for _____, which has submitted a proposal to Community
High School District No. 99 for

_____ and I hereby certify that
_____ is not delinquent in the payment of any tax administered by the
Illinois Department of Revenue, or if it is:

a. it is contesting its liability for the tax or the amount of tax in accordance with procedures established by the appropriate Revenue Act; or

b. it has entered into an agreement with the Department of Revenue for payment of all taxes due and is currently in compliance with that agreement.

By: _____
Authorized Agent of Contractor (name and title)

SUBSCRIBED AND SWORN to before
me this _____ day _____, 20__.

Notary Public

SUBSTANCE ABUSE PREVENTION ON PUBLIC WORKS PROJECTS

The Contractor certifies that it has in place a written program that meets or exceeds the program requirements of the Substance Abuse Prevention on Public Works Projects Act (Public Act 95-0635), and will provide a copy thereof to Community High School District No. 99 prior to commencement of work on the Project.

By: _____
Authorized Agent of Contractor (name and title)

SUBSCRIBED AND SWORN to before
me this ____ day _____, 20__.

Notary Public

**CERTIFICATE REGARDING
EMPLOYMENT OF ILLINOIS WORKERS ON PUBLIC WORKS**

_____ agrees if at the time the Agreement is executed, or if during the term of the Agreement, there is excessive unemployment in Illinois as defined in the Employment of Illinois Workers on Public Works Act, 30- ILCS 570/0/01 et seq., as two consecutive months of unemployment exceeding 5%, then _____ agrees to employ Illinois laborers in accordance with the Employment of Illinois Workers on Public Works Act. An "Illinois laborer" is defined as any person who has resided in Illinois for at least thirty (30) days and intends to become or remain an Illinois resident.

Firm: _____

By: _____
(Signature)

(Printed Name & Title)

SUBSCRIBED AND SWORN TO before me

This _____ day of _____, 2019

NOTARY PUBLIC

PREVAILING WAGE AFFIDAVIT

AFFIDAVIT: "I (we) hereby certify and affirm that if awarded a contract with Community High School District 99, we will comply fully with the "Illinois Prevailing Wage Act (Ill. Rev. Stat., 1987 Ch. 48, Sections 398 s-1-12 as amended by Public Act 86-693 and 86-799 effected January 1, 1990, and any other amendments effective thereafter)". We further understand that current prevailing wage standards are included in the Supplementary General Conditions.

The following affidavit must be signed and submitted with bidder's bid proposal. FAILURE TO DO SO MAY RESULT IN DISQUALIFICATION OF THE BIDDER.

_____, as part of its bid for the _____ work for Community High School District 99, Downers Grove, Illinois, certifies that said contractor is not barred from bidding on the aforementioned contract as a result of a violation of the Illinois Prevailing Wage Act (Ill. Rev. Stat., 1987 Ch. 48, Sections 398 s-1-12 as amended by Public Act 86-693 and 86-799 effected January 1, 1990).

Firm: _____

By: _____
(Signature)

(Printed Name & Title)

SUBSCRIBED AND SWORN TO before me

This _____ day of _____, 2019

NOTARY PUBLIC

NON-COLLUSION AFFIDAVIT

AFFIDAVIT: "I (we) hereby certify and affirm that my (our) proposal was prepared independently for this project and that it contains no fees or amounts other than that for the legitimate execution of this work as specified and that it includes no understanding or agreements in restraint of trade."

The following affidavit must be signed and submitted with bidder's bid proposal.
FAILURE TO DO SO MAY RESULT IN DISQUALIFICATION OF THE BIDDER.

_____, as a part of its bid for the _____ work for
Community High School District 99, Downers Grove, Illinois, certifies that said Contractor is not barred from bidding
on the aforementioned contract as a result of a violation of the above Non-Collusion Affidavit.

Firm: _____

By: _____
(Signature)

(Printed Name & Title)

SUBSCRIBED AND SWORN TO before me

This _____ day of _____, 2019

NOTARY PUBLIC

Criminal Background Investigations

Contractor hereby represents, warrants and certified that no officer or director thereof has any knowledge that any employee thereof has been convicted of committing or attempting to commit "Criminal Code of 1961," 720 ILCS, Sections 5/11-6 (Indecent solicitation of a child), 5/11-9 (Public indecency), 5/11-14 (Prostitution), 5/11-15 (Soliciting for a prostitute), 5/11-15.1 (Soliciting for a juvenile prostitute), 5/11-19 (Pimping), 5/11-19.1 (Juvenile pimping), 5/11-19.2 (Exploitation of a child), 5/11-20 (Obscenity), 5/11-20.1 (Sexual assault), 5/12-14 (Aggravated criminal sexual assault), 5/12-15 (Criminal sexual abuse), and 5/120-16 (Aggravated criminal sexual abuse), and/or those offenses defined in the "Cannabis Control Act," 720 ILCS, 550/1 et seq. (except the "Illinois Controlled Substances Act," 720 ILCS 570/100 et seq. and/or any offense committed or attempted in any other state or against the laws of the United States, which if committed or attempted in this State, would have been punishable as one or more of the foregoing offenses.

Contractor further agrees that it shall not employ any person who have or may have direct, daily contact with the pupils of any school in the district, and for whom a criminal background investigation has not been conducted pursuant hereto, and further represents and agrees that all applicants for any such employment shall furnish with their applications the attached written "Authorization for Criminal Background Information" form authorizing the Board of Education to request a criminal background investigation of said applicant pursuant to Section 5/10-21.9 of the School Code of Illinois and to receive criminal history record information pursuant thereto to determine if the applicant has been convicted of committing or attempting to commit any of the criminal or drug offenses enumerated above. Contractor further agrees to submit with said authorization payment for any costs and expenses associated with the criminal background investigation.

Contractor further represents, warrants, and certifies that no applicant for employment with respect to whom the criminal investigation reveals any conviction for committing and/or attempting to commit any of the above enumerated offenses shall be employed thereby in any position that involves or may involve contact with the students of the school district.

This certification is executed on the date hereinafter indicated by the designated contractor by its duly authorized officer.

Firm: _____

By: _____
(Signature)

(Printed Name & Title)

Date: _____

Criminal Background Investigation

The undersigned hereby authorizes in Board of Education of Community High School District 99, Downers Grove, Illinois, to request a criminal background investigation from the Illinois State Police, pursuant to Section 5/10-21.9 of the School Code of Illinois, 105 ILCS 5/10-21.9 and to receive criminal history record information pursuant thereto.

By: _____
(Signature of Applicant of Employee)

(Printed or Typed Name of Applicant Employee)

Date: _____

BUSINESS CLASSIFICATION

a) Business Entity (check one)

Corporation (Publicly held)* Not-for-Profit* Government Agency/Public Institution*
 Corporation (Privately held) Partnership Sole Proprietor

* If checked, do not complete section III (b) and (c) below.

b) Business Ownership (check one) If minority or woman owned, attach copy of certification evidence.

Large Business: Male Owned Woman Owned
Small Business: Male Owned Woman Owned

BUSINESS DEFINITIONS

Small Business Concern - an independently owned and operated concern certified, or certifiable, as a small business by the Federal Small Business Administration (SBA). Standard Industrial Classification (SIC) codes may be found in the Federal Acquisition Regulations, Section 19.102 or in the Federal Procurement Regulations, Section 1-1.701.

Small Disadvantaged or Minority Business Concern - a small business concern which is at least fifty-one percent (51%) owned by one or more socially and economically disadvantaged individuals or in the case of any publicly owned business, at least fifty-one percent (51%) of the stock of which is owned by such individuals; and whose management and daily business operations are controlled by one or more of such individuals. Business owners who certify that they are members of named groups (Black Americans, Hispanic Americans, Native Americans, Asian-Pacific Americans) are considered socially and economically disadvantaged.

Woman-Owned Business - a business concern that is at least fifty-one percent (51%) owned by a woman or women who also control and operate it. "Control" in this context means exercising the power to make policy decisions. "Operate" in this context means being actively involved in the day-to-day management.

c) Race/Ethnicity of Ownership (check one) based on definitions below.

Black Asian/Pacific or Asian/Indian Caucasian
 Hispanic Native American (American Indians, Eskimos, Aleuts and native Hawaiians)

ETHNIC GROUP DEFINITIONS

Black Americans: United States citizens whose origins are in any of the Black racial groups of Africa.
Hispanic Americans: United States citizens whose origins are in Mexico, Puerto Rico, Cuba, Portugal, Central or Central America.
Native Americans: United States citizens whose origins are in any of the original peoples of North America, i.e., American Indians, Eskimos, Aleuts and native Hawaiians.
Asian Pacific/Asian Indian Americans: United States citizens whose origins are in Japan, China, Korea, Taiwan, Cambodia, Laos, Vietnam, the Philippines, Samoa, Guam, the U.S. Trust Territories of the Pacific Islands, the Northern Mariana Islands, India, Pakistan, or Bangladesh.

I certify that the business classification and ethnicity indicated above reflects the true and correct status of this business in accordance with current Federal Small Business Administration criteria. I agree to inform Community High School District 99 immediately in writing of any changes to the information contained herein, including changes in ownership, controlling interest or operations. I understand that falsely certifying this information may result in suspension from participation in Community High School District 99 - North High School Phase II project.

Name: _____ Title: _____
(Print or Type)

Signature: _____ Date: _____

END OF SECTION 00301

BID DATE: January 24th at 2:00 p.m. (CST)
(as date/time stamped by District 99's Receptionist)

BID TO: Community High School District 99
Administrative Center
6301 Springside Avenue
Downers Grove, IL 60516

RECEIVED BY:

BID FROM: _____

BID FOR: ***Bid Group 10 Bid Package #95 – Painting
Phase C***

North High School
4436 Main Street
Downers Grove, IL 60515

It is required to have one original and one copy of your bid form.

THE UNDERSIGNED:

Acknowledges receipt of:

Plans and specifications for the work indicated above.

Addenda: No. _____ dated _____
No. _____ dated _____
No. _____ dated _____
No. _____ dated _____

Having examined the site of the work, and having familiarized himself or herself with local conditions affecting the cost of the work and with all requirements of the bidding documents including Instructions to Bidders, drawings, specifications and duly issued addenda as prepared by the architect, Wight & Company, hereby agrees to perform all work and furnish all labor, material and equipment specifically required of him by the bidding documents and such additional work as may be included as related requirements in other divisions or sections of the specifications, exclusive of alternate bids.

Agrees:

To furnish and install the described material and/or services for stated lump sum price.

To hold this bid open until **90** calendar days after bid opening date.

To accept the provisions of the General Provisions (Project Manual Division 0 – Bidding & Contracting Requirements Section 00201) and disposition of bid security.

To enter into and execute a contract with the Owner, if awarded on the basis of this bid, and in connection therewith to:

1. Furnish all bonds and insurance required by the bidding documents.
2. Accomplish the work in accordance with the contract.
3. Complete the work within the contract time herein specified.

Completion Time:

The undersigned agrees to begin construction immediately, or as directed by the Construction Manager, upon notice of contract award and to perform the following components of the work in accordance with the Construction Manager's Construction. This schedule is bound in the Project Manual. See attached scope of work in section 0300.

SCOPE OF WORK:

The work in this agreement (without additional compensation) shall include, but shall not necessarily be limited to, all skilled labor, supervision, premium time, materials, tools, equipment, plant, supplies, samples, shop drawings, design/engineering drawings, layout, transportation, supervision, contributions, insurance, taxes (if applicable), compliance with all agencies (City / Village, County, State, Federal and/or any other jurisdictional agency, as may be required) and/or all services and facilities necessary and/or required for the performance of all Work shown, detailed, and/or implied by the following documents and as defined herein.

It is understood that this Trade Contractor shall perform the Work for a complete and operational system as indicated or implied in all Contract Documents. It is recognized and understood that the documents upon which the bid is based are at a conceptual phase and this Contractor who has certain skills and judgments based upon his knowledge of techniques, procedures, systems, general state of the art of his specialty is expected to include in the scope of work, all items required in order to carry out a complete and functional system whether or not shown or described in the contract documents. This contract will be awarded on the basis of such documents with the understanding that this contractor is to furnish and install all items required for the proper completion of this work without adjustment to this contract price. No extra payments shall be made of claims entertained as a result of such items, unless it can be clearly demonstrated to be added scope to the contract and beyond the original intent of the documents.

Contractor to provide all Trade Contract work referenced in:

1. Any sheet of this bid group package including (reference Division 0 – Bidding and Contract Requirements, Section 00200 – Notice to Bidders).
2. Specification 00300 Bid Packages Scope Document.

WORK BASE BID: For providing all work including all allowances as required for the completion of the construction of the base bid project as shown on the drawings and specifications and NOT including alternate bids and/or contractor's proposed alternates and substitutes.

BASE BID

TOTAL BASE BID AMOUNT NORTH HIGH SCHOOL MASTER FACILITY PLAN

_____ Dollars (\$ _____)

1. This TRADE CONTRACTOR shall include an allowance of **\$30,000.00 in their base bid** to account for any unforeseen conditions. Contract amounts will be adjusted by change order for amounts greater or less than the allowance. Allowance to be utilized only at the direction of Construction Manager.

2. Alternate #1: This TRADE CONTRACTOR shall provide an **ADD** Alternate for all the additional Painting required for the (2) single use bathrooms (T1-23 and T1-22).

ADD _____

Dollars (\$ _____)

3. Alternate #2: This TRADE CONTRACTOR shall provide an **ADD** Alternate for all the all the Painting work as shown on A2.02E For Classroom 2-650 and Corridor C2-20.

ADD _____

Dollars (\$ _____)

BONDS:

This TRADE CONTRACTOR will be required to provide a Performance and Payment Bond for their work in accordance with 00201 of the General Conditions.

Award Basis:

The project will be awarded based upon the attached Evaluation Criteria, Section 301a. Owner and Construction Manager alternate's may be considered to find the most qualified bidder if the result of combining the base bid and the selected alternate(s) is the most qualified bid, and is to the benefit of the owner.

Each of the following amounts for alternate construction includes the entire cost of such construction, except as otherwise noted. Acceptance of any or all of the alternates for inclusion in the contract is the sole prerogative of the owner.

All additional costs due to the alternates are included in the amount to be added to the base bid, so that no additional costs will be borne by the owner due to acceptance of alternates. This alternate price is not to be included in the base bid price.

Owner Requested Alternates:

Each of the following amounts for alternate construction includes the entire cost of such construction, except as otherwise noted. Acceptance of any or all of the alternates for inclusion in the contract is the sole prerogative of the owner.

All additional costs due to the alternates are included in the amount to be added to the base bid, so that no additional costs will be borne by the owner due to acceptance of alternates.

Proposed Alternates: (Contractors Proposed Alternates)

Item Specified	Proposed Alternate	Change in Bid Price
1. _____	_____	_____
2. _____	_____	_____
3. _____	_____	_____

Owner Requested Unit Prices/Allowances (as applicable to this Trade Contractor's scope of work) (additive or

deductive).

This trade contractor includes _____ dumpsters for all refuse caused by this trade contractor's work in the amount of _____ Dollars (\$ _____) Note: trade contractors are to include in their bid form submittal the quantity of dumpsters required to complete their work and the cost associated with same. Dumpster costs will be subtracted by change order. Dumpsters will be procured and managed by Construction Manager. Note: Dumpster use in excess of that proposed by this Trade Contractor will be adjusted by back charge.

Owner Requested Scheduling Information:

Note: The work of this Trade Contractor is to be completed in accordance with the overall project schedule as identified elsewhere in this project manual and/or as subsequently directed by Construction Manager. This Trade Contractor shall submit a proposed submittals list/schedule/material log within five (5) calendar days of Notice To Proceed.

1. Shop drawings / Submittal for this trade contractor will be submitted within 10 calendar days of receipt of notice to proceed.

Bid Acceptance:

If written notice of the acceptance of this bid is mailed, telegraphed or delivered to the undersigned within the time noted herein, after the date of opening of bids or at any time thereafter before this bid is withdrawn, the undersigned agrees that he will execute a construction contract in accordance with the bids as accepted.

The Owner reserves the right to award the contract to its best interests, review and accept any and all value engineering alternatives, negotiate with the lowest responsible bidder, to reject any or all bids, to waive any informalities in bidding and to hold all bids for the bid guarantee period. The Owner reserves the right to award separate contracts for any of the items of work bid herein.

Bid Deposit:

The undersigned furnishes herewith, as required in the Instructions to Bidders, a bid deposit in the amount of ten percent (10%) of the amount bid in the form of Cashier's Check, or Certified Check, made payable to the Owner or Bid Bond, naming the Owner as obligee. (Bidder to check form of deposit furnished.)

It is understood and agreed that should the undersigned fail to enter into a contract with the Owner or furnish acceptable contract security within the time and in the manner herein provided, the bid deposit shall be retained by the Owner as liquidated damages and not as a forfeiture. As it is impossible to determine precisely an exact amount of damages the Owner will sustain, it is agreed that the bid deposit is a fair and equitable estimate of such damages.

REPRESENTATIONS AND CERTIFICATIONS:

The bidder makes the following representations and certifications as part of his bid on the project herein identified in the Bid Form. In the case of a joint venture bid, each party represents and certifies as to his own organization.

AVAILABILITY. The number and amount of contracts and awards pending which I am and/or will be obligated to perform, now and during the course of the project, will not interfere with or hinder the timely prosecution of my work.

SURETY. I have notified a Surety Company that I am submitting a bid for work to be performed on the project. The Surety Company has agreed to issue a performance and labor and material payment bond for my work, if my bid is accepted and the contract awarded to me.

DIVISION 0 – BIDDING & CONTRACT REQUIREMENTS
SECTION 00395 - BID FORM

INDEPENDENT PRICE DETERMINATION. The contract sum in this bid has been arrived at independently, without consultation, communication or agreement for the purpose of restricting competition.

PREVAILING WAGE. The contractor and each subcontractor shall pay not less than the general prevailing rate of hourly wages for work of a similar character in the locality in which the work is performed and not less than general prevailing rate of hourly wages for legal holidays and overtime work in the performance of work under this contract, as established by the Illinois Department of Labor, pursuant to an act of the General Assembly of the State of Illinois approved June 26, 1941 as amended according to Section 820 ILCS 130/1.

Pursuant to Section 820 ILCS 130/5, the contractor and each subcontractor shall keep an accurate record showing the names and occupation of all laborers, workers and mechanics employed by them, and also showing the actual hourly wages paid to each such individual, which record shall be open at all reasonable hours to inspection by the Owner, its officers and agents, and to agents of the Illinois Department of Labor.

The contractor and each subcontractor hereby agree, jointly and severally, to defend, indemnify and hold harmless the Owner from any and all claims, demands, liens or suits of any kind or nature whatsoever (including suits for injunctive relief) by the Illinois Department of Labor under the Illinois Prevailing Wage Act, Section 820 ILCS 130/1., or by any laborer, worker or mechanic employed by the contractor or the subcontractor who alleges that he has been paid for his services in a sum less than prevailing wage rates required by Illinois law. The Owner agrees to notify the contractor or subcontractor of the pendency of any such claim, demand, lien or suit.

DIVISION 0 – BIDDING & CONTRACT REQUIREMENTS
SECTION 00395 - BID FORM

By submitting a bid, each bidder agrees to waive any claim it has or may have against the Owner, the Architect, Engineer, Construction Manager and their respective employees, arising out of or in connection with the administration, evaluation, or recommendation of any bid; waiver of any requirements under the Bid Documents; or the Contract Document; acceptance or rejection of any bids; and award of the Contract.

Signature:

Respectfully submitted this _____ day _____, 2019

Type of Firm (Bidder to indicate)

_____ Individual

_____ Partnership

_____ Corporation

_____ Joint Venture

_____ Other

(Firm Name)

(Address)

(CORPORATE SEAL)

(Telephone Number) (FAX)

(E-mail Address)

(Bidder's Signature)

(Title)

Subscribed and sworn to me
this _____ day of _____, 2019

NOTE: All pages of this bid form must be returned with your proposal. Failure to do so shall disqualify your bid.

CERTIFICATE OF BIDDER ELIGIBILITY

720 ILCS 5/33E-11 REQUIRES THAT ALL CONTRACTORS BIDDING FOR PUBLIC AGENCIES IN THE State of Illinois certify that they are not barred from bidding on public contracts for bid rigging or bid rotation.

The following certification must be signed and submitted with bidder's bid proposal. FAILURE TO DO SO MAY RESULT IN DISQUALIFICATION OF THE BIDDER.

_____, as part of its bid for the _____ work for Community High School District 99, Downers Grove, Illinois, DuPage County, Illinois certified that said contractor is not barred from bidding on the aforementioned contract as a result of violation of either 720 ILCS 5/33E-3 or 720 ILCS 5/33-E4.

Firm: _____

By: _____
(Signature)

(Printed Name & Title)

SUBSCRIBED AND SWORN TO before me

This _____ day of _____, 2019

NOTARY PUBLIC

**CRIMINAL CODE CERTIFICATION
AS REQUIRED BY:
STATE OF ILLINOIS CRIMINAL CODE OF 2012, 720 ILCS 5/33E-11**

I, _____ the individual whose signature appears below on this bid/contract
for _____ hereby certify that the bidding
party/contracting party is not barred from bidding on the contract as a result of a violation of either Section 33E-3 or
Section 33E-4 of 720 ILCS 5/33E-3 or 5/33E-4 of the Illinois Compiled Statutes, as amended.

By: _____
Authorized Agent of Contractor (name and title)

SUBSCRIBED AND SWORN to before
me this ____ day _____, 20__.

Notary Public

EQUAL EMPLOYMENT OPPORTUNITY

Section I. This EQUAL EMPLOYMENT OPPORTUNITY CLAUSE is required by the Illinois Human Rights Act and the Rules and Regulations of the Illinois Department of Human Rights published at 44 Illinois Administrative Code Section 750, *et seq.*

Section II. In the event of the Contractor's noncompliance with any provision of this Equal Employment Opportunity Clause, the Illinois Human Rights Act, or the Rules and Regulations of the Department of Human Rights (hereinafter referred to as the Department) the Contractor may be declared ineligible for future contracts or subcontracts with the State of Illinois or any of its political subdivisions or municipal corporations, and this Contract may be canceled or voided in whole or in part, and other sanctions or penalties may be imposed or remedies involved as provided by statute or regulation.

During the performance of this Agreement, the Contractor agrees:

A. That it will not discriminate against any employee or applicant for employment because of race, color, religion, sex, sexual orientation, national origin or ancestry, citizenship status, age, physical or mental disability unrelated to ability, military status or an unfavorable discharge from military service; and further that it will examine all job classifications to determine if minority persons or women are underutilized and will take appropriate affirmative action to rectify any such underutilization.

B. That, if it hires additional employees in order to perform this Contract, or any portion hereof, it will determine the availability (in accordance with the Department's Rules and Regulations) of minorities and women in the area(s) from which it may reasonably recruit and it will hire for each job classification for which employees are hired in such a way that minorities and women are not underutilized.

C. That, in all solicitations or advertisements for employees placed by it or on its behalf, it will state that all applicants will be afforded equal opportunity without discrimination because of race, color, religion, sex, sexual orientation, marital status, national origin or ancestry, citizenship status, age, or physical or mental handicap unrelated to ability, military status or an unfavorable discharge from military service.

D. That it will send to each labor organization or representative of workers with which it has or is bound by a collective bargaining or other agreement or understanding, a notice advising such labor organization or representative of the Vendor's obligations under the Illinois Human Rights Act and Department's Rules and Regulations. If any labor organization or representative fails or refuses to cooperate with the Contractor in its efforts to comply with the Act and Rules and Regulations, the Contractor will promptly notify the Department and the contracting agency and will recruit employees from other sources when necessary to fulfill its obligations under the Contract.

E. That it will submit reports as required by the Department's Rules and Regulations, furnish all relevant information as may from time to time be requested by the Department or the contracting agency, and in all respects comply with the Illinois Human Rights Act and Department's Rules and Regulations.

F. That it will permit access to all relevant books, records, accounts and work sites by personnel of the contracting agency and Department for purposes of investigation to ascertain compliance with the Illinois Human Rights Act and Department's Rules and Regulations.

G. That it will include verbatim or by reference the provisions of this Equal Employment Opportunity Clause in every subcontract it awards under which any portion of this Contract obligations are undertaken or assumed, so that such provisions will be binding upon such subcontractor. In the same manner as the other provisions of this Agreement, the Contractor will be liable for compliance with applicable provisions of this clause by such subcontractors; and further it will promptly notify the contracting agency and the Department in the event any subcontractor fails or refuses to comply therewith. In addition, the Contractor will not utilize any subcontractor declared by the Illinois Human Rights Department to be ineligible for contracts or subcontracts with the State of Illinois or any of its political subdivisions or municipal corporations.

ACKNOWLEDGED AND AGREED TO:

By: _____
Authorized Agent of Contractor (name and title)

DATE: _____

SEXUAL HARASSMENT POLICY

_____, having submitted a bid for _____ (Name of Contractor)
_____ to Community High School District No. 00, hereby
certifies that said contractor has a written sexual harassment policy in place in full compliance with 775 ILCS 5/2-
105 (A) (4).

By: _____
Authorized Agent of Contractor (name and title)

SUBSCRIBED AND SWORN to before
me this _____ day _____, 20____.

Notary Public

TAX CERTIFICATION

I, _____, having been first duly sworn depose and state as follows:

I, _____, am the duly authorized agent for
_____ which has submitted a proposal to Community
High School District No. 99 for

_____ and I hereby certify that
_____ is not delinquent in the payment of any tax administered by the
Illinois Department of Revenue, or if it is:

a. it is contesting its liability for the tax or the amount of tax in accordance with procedures established by the appropriate Revenue Act; or

b. it has entered into an agreement with the Department of Revenue for payment of all taxes due and is currently in compliance with that agreement.

By: _____
Authorized Agent of Contractor (name and title)

SUBSCRIBED AND SWORN to before
me this _____ day _____, 20__.

Notary Public

SUBSTANCE ABUSE PREVENTION ON PUBLIC WORKS PROJECTS

The Contractor certifies that it has in place a written program that meets or exceeds the program requirements of the Substance Abuse Prevention on Public Works Projects Act (Public Act 95-0635), and will provide a copy thereof to Community High School District No. 99 prior to commencement of work on the Project.

By: _____
Authorized Agent of Contractor (name and title)

SUBSCRIBED AND SWORN to before
me this ____ day _____, 20__.

Notary Public

**CERTIFICATE REGARDING
EMPLOYMENT OF ILLINOIS WORKERS ON PUBLIC WORKS**

_____ agrees if at the time the Agreement is executed, or if during the term of the Agreement, there is excessive unemployment in Illinois as defined in the Employment of Illinois Workers on Public Works Act, 30- ILCS 570/0/01 et seq., as two consecutive months of unemployment exceeding 5%, then _____ agrees to employ Illinois laborers in accordance with the Employment of Illinois Workers on Public Works Act. An "Illinois laborer" is defined as any person who has resided in Illinois for at least thirty (30) days and intends to become or remain an Illinois resident.

Firm: _____

By: _____
(Signature)

(Printed Name & Title)

SUBSCRIBED AND SWORN TO before me

This _____ day of _____, 2019

NOTARY PUBLIC

PREVAILING WAGE AFFIDAVIT

AFFIDAVIT: "I (we) hereby certify and affirm that if awarded a contract with Community High School District 99, we will comply fully with the "Illinois Prevailing Wage Act (Ill. Rev. Stat., 1987 Ch. 48, Sections 398 s-1-12 as amended by Public Act 86-693 and 86-799 effected January 1, 1990, and any other amendments effective thereafter)". We further understand that current prevailing wage standards are included in the Supplementary General Conditions.

The following affidavit must be signed and submitted with bidder's bid proposal. FAILURE TO DO SO MAY RESULT IN DISQUALIFICATION OF THE BIDDER.

_____, as part of its bid for the _____ work for Community High School District 99, Downers Grove, Illinois, certifies that said contractor is not barred from bidding on the aforementioned contract as a result of a violation of the Illinois Prevailing Wage Act (Ill. Rev. Stat., 1987 Ch. 48, Sections 398 s-1-12 as amended by Public Act 86-693 and 86-799 effected January 1, 1990).

Firm: _____

By: _____
(Signature)

(Printed Name & Title)

SUBSCRIBED AND SWORN TO before me

This _____ day of _____, 2019

NOTARY PUBLIC

NON-COLLUSION AFFIDAVIT

AFFIDAVIT: "I (we) hereby certify and affirm that my (our) proposal was prepared independently for this project and that it contains no fees or amounts other than that for the legitimate execution of this work as specified and that it includes no understanding or agreements in restraint of trade."

The following affidavit must be signed and submitted with bidder's bid proposal.
FAILURE TO DO SO MAY RESULT IN DISQUALIFICATION OF THE BIDDER.

_____, as a part of its bid for the _____ work for
Community High School District 99, Downers Grove, Illinois, certifies that said Contractor is not barred from bidding
on the aforementioned contract as a result of a violation of the above Non-Collusion Affidavit.

Firm: _____

By: _____
(Signature)

(Printed Name & Title)

SUBSCRIBED AND SWORN TO before me

This _____ day of _____, 2019

NOTARY PUBLIC

Criminal Background Investigations

Contractor hereby represents, warrants and certified that no officer or director thereof has any knowledge that any employee thereof has been convicted of committing or attempting to commit "Criminal Code of 1961," 720 ILCS, Sections 5/11-6 (Indecent solicitation of a child), 5/11-9 (Public indecency), 5/11-14 (Prostitution), 5/11-15 (Soliciting for a prostitute), 5/11-15.1 (Soliciting for a juvenile prostitute), 5/11-19 (Pimping), 5/11-19.1 (Juvenile pimping), 5/11-19.2 (Exploitation of a child), 5/11-20 (Obscenity), 5/11-20.1 (Sexual assault), 5/12-14 (Aggravated criminal sexual assault), 5/12-15 (Criminal sexual abuse), and 5/120-16 (Aggravated criminal sexual abuse), and/or those offenses defined in the "Cannabis Control Act," 720 ILCS, 550/1 et seq. (except the "Illinois Controlled Substances Act," 720 ILCS 570/100 et seq. and/or any offense committed or attempted in any other state or against the laws of the United States, which if committed or attempted in this State, would have been punishable as one or more of the foregoing offenses.

Contractor further agrees that it shall not employ any person who have or may have direct, daily contact with the pupils of any school in the district, and for whom a criminal background investigation has not been conducted pursuant hereto, and further represents and agrees that all applicants for any such employment shall furnish with their applications the attached written "Authorization for Criminal Background Information" form authorizing the Board of Education to request a criminal background investigation of said applicant pursuant to Section 5/10-21.9 of the School Code of Illinois and to receive criminal history record information pursuant thereto to determine if the applicant has been convicted of committing or attempting to commit any of the criminal or drug offenses enumerated above. Contractor further agrees to submit with said authorization payment for any costs and expenses associated with the criminal background investigation.

Contractor further represents, warrants, and certifies that no applicant for employment with respect to whom the criminal investigation reveals any conviction for committing and/or attempting to commit any of the above enumerated offenses shall be employed thereby in any position that involves or may involve contact with the students of the school district.

This certification is executed on the date hereinafter indicated by the designated contractor by its duly authorized officer.

Firm: _____

By: _____
(Signature)

(Printed Name & Title)

Date: _____

Criminal Background Investigation

The undersigned hereby authorizes in Board of Education of Community High School District 99, Downers Grove, Illinois, to request a criminal background investigation from the Illinois State Police, pursuant to Section 5/10-21.9 of the School Code of Illinois, 105 ILCS 5/10-21.9 and to receive criminal history record information pursuant thereto.

By: _____
(Signature of Applicant of Employee)

(Printed or Typed Name of Applicant Employee)

Date: _____

BUSINESS CLASSIFICATION

a) Business Entity (check one)

Corporation (Publicly held)* Not-for-Profit* Government Agency/Public Institution*
 Corporation (Privately held) Partnership Sole Proprietor

* If checked, do not complete section III (b) and (c) below.

b) Business Ownership (check one) If minority or woman owned, attach copy of certification evidence.

Large Business: Male Owned Woman Owned
Small Business: Male Owned Woman Owned

BUSINESS DEFINITIONS

Small Business Concern - an independently owned and operated concern certified, or certifiable, as a small business by the Federal Small Business Administration (SBA). Standard Industrial Classification (SIC) codes may be found in the Federal Acquisition Regulations, Section 19.102 or in the Federal Procurement Regulations, Section 1-1.701.

Small Disadvantaged or Minority Business Concern - a small business concern which is at least fifty-one percent (51%) owned by one or more socially and economically disadvantaged individuals or in the case of any publicly owned business, at least fifty-one percent (51%) of the stock of which is owned by such individuals; and whose management and daily business operations are controlled by one or more of such individuals. Business owners who certify that they are members of named groups (Black Americans, Hispanic Americans, Native Americans, Asian-Pacific Americans) are considered socially and economically disadvantaged.

Woman-Owned Business - a business concern that is at least fifty-one percent (51%) owned by a woman or women who also control and operate it. "Control" in this context means exercising the power to make policy decisions. "Operate" in this context means being actively involved in the day-to-day management.

c) Race/Ethnicity of Ownership (check one) based on definitions below.

Black Asian/Pacific or Asian/Indian Caucasian
 Hispanic Native American (American Indians, Eskimos, Aleuts and native Hawaiians)

ETHNIC GROUP DEFINITIONS

Black Americans: United States citizens whose origins are in any of the Black racial groups of Africa.
Hispanic Americans: United States citizens whose origins are in Mexico, Puerto Rico, Cuba, Portugal, Central or Central America.
Native Americans: United States citizens whose origins are in any of the original peoples of North America, i.e., American Indians, Eskimos, Aleuts and native Hawaiians.
Asian Pacific/Asian Indian Americans: United States citizens whose origins are in Japan, China, Korea, Taiwan, Cambodia, Laos, Vietnam, the Philippines, Samoa, Guam, the U.S. Trust Territories of the Pacific Islands, the Northern Mariana Islands, India, Pakistan, or Bangladesh.

I certify that the business classification and ethnicity indicated above reflects the true and correct status of this business in accordance with current Federal Small Business Administration criteria. I agree to inform Community High School District 99 immediately in writing of any changes to the information contained herein, including changes in ownership, controlling interest or operations. I understand that falsely certifying this information may result in suspension from participation in Community High School District 99 - North High School Phase II project.

Name: _____ Title: _____
(Print or Type)

Signature: _____ Date: _____

END OF SECTION 00301

BID DATE: January 24th at 2:00 p.m. (CST)
(as date/time stamped by District 99's Receptionist)

BID TO: Community High School District 99
Administrative Center
6301 Springside Avenue
Downers Grove, IL 60516

RECEIVED BY:

BID FROM: _____

BID FOR: ***Bid Group 10 Bid Package #99 – Landscaping & Permeable Pavers
Phase C***

North High School
4436 Main Street
Downers Grove, IL 60515

It is required to have one original and one copy of your bid form.

THE UNDERSIGNED:

Acknowledges receipt of:

Plans and specifications for the work indicated above.

Addenda: No. _____ dated _____
No. _____ dated _____
No. _____ dated _____
No. _____ dated _____

Having examined the site of the work, and having familiarized himself or herself with local conditions affecting the cost of the work and with all requirements of the bidding documents including Instructions to Bidders, drawings, specifications and duly issued addenda as prepared by the architect, Wight & Company, hereby agrees to perform all work and furnish all labor, material and equipment specifically required of him by the bidding documents and such additional work as may be included as related requirements in other divisions or sections of the specifications, exclusive of alternate bids.

Agrees:

To furnish and install the described material and/or services for stated lump sum price.

To hold this bid open until **90** calendar days after bid opening date.

DIVISION 0 – BIDDING & CONTRACT REQUIREMENTS
SECTION 00399 - BID FORM

To accept the provisions of the General Provisions (Project Manual Division 0 – Bidding & Contracting Requirements Section 00201) and disposition of bid security.

To enter into and execute a contract with the Owner, if awarded on the basis of this bid, and in connection therewith to:

1. Furnish all bonds and insurance required by the bidding documents.
2. Accomplish the work in accordance with the contract.
3. Complete the work within the contract time herein specified.

Completion Time:

The undersigned agrees to begin construction immediately, or as directed by the Construction Manager, upon notice of contract award and to perform the following components of the work in accordance with the Construction Manager's Construction. This schedule is bound in the Project Manual. See attached scope of work in section 0300.

SCOPE OF WORK:

The work in this agreement (without additional compensation) shall include, but shall not necessarily be limited to, all skilled labor, supervision, premium time, materials, tools, equipment, plant, supplies, samples, shop drawings, design/engineering drawings, layout, transportation, supervision, contributions, insurance, taxes (if applicable), compliance with all agencies (City / Village, County, State, Federal and/or any other jurisdictional agency, as may be required) and/or all services and facilities necessary and/or required for the performance of all Work shown, detailed, and/or implied by the following documents and as defined herein.

It is understood that this Trade Contractor shall perform the Work for a complete and operational system as indicated or implied in all Contract Documents. It is recognized and understood that the documents upon which the bid is based are at a conceptual phase and this Contractor who has certain skills and judgments based upon his knowledge of techniques, procedures, systems, general state of the art of his specialty is expected to include in the scope of work, all items required in order to carry out a complete and functional system whether or not shown or described in the contract documents. This contract will be awarded on the basis of such documents with the understanding that this contractor is to furnish and install all items required for the proper completion of this work without adjustment to this contract price. No extra payments shall be made of claims entertained as a result of such items, unless it can be clearly demonstrated to be added scope to the contract and beyond the original intent of the documents.

Contractor to provide all Trade Contract work referenced in:

1. Any sheet of this bid group package including (reference Division 0 – Bidding and Contract Requirements, Section 00200 – Notice to Bidders).
2. Specification 00300 Bid Packages Scope Document.

WORK BASE BID: For providing all work including all allowances as required for the completion of the construction of the base bid project as shown on the drawings and specifications and NOT including alternate bids and/or contractor's proposed alternates and substitutes.

BASE BID

TOTAL BASE BID AMOUNT NORTH HIGH SCHOOL MASTER FACILITY PLAN

_____ Dollars (\$ _____)

1. This TRADE CONTRACTOR shall include an allowance of **\$25,000.00 in their base bid** to account for any unforeseen restoration conditions. Contract amounts will be adjusted by change order for amounts greater or less than the allowance. Allowance to be utilized only at the direction of Construction Manager.

BONDS:

This TRADE CONTRACTOR will be required to provide a Performance and Payment Bond for their work in accordance with 00201 of the General Conditions.

Award Basis:

The project will be awarded based upon the attached Evaluation Criteria, Section 301a. Owner and Construction Manager alternate's may be considered to find the most qualified bidder if the result of combining the base bid and the selected alternate(s) is the most qualified bid, and is to the benefit of the owner.

Each of the following amounts for alternate construction includes the entire cost of such construction, except as otherwise noted. Acceptance of any or all of the alternates for inclusion in the contract is the sole prerogative of the owner.

All additional costs due to the alternates are included in the amount to be added to the base bid, so that no additional costs will be borne by the owner due to acceptance of alternates. This alternate price is not to be included in the base bid price.

Owner Requested Alternates:

Each of the following amounts for alternate construction includes the entire cost of such construction, except as otherwise noted. Acceptance of any or all of the alternates for inclusion in the contract is the sole prerogative of the owner.

All additional costs due to the alternates are included in the amount to be added to the base bid, so that no additional costs will be borne by the owner due to acceptance of alternates.

Proposed Alternates: (Contractors Proposed Alternates)

Item Specified	Proposed Alternate	Change in Bid Price
1. _____	_____	_____
2. _____	_____	_____
3. _____	_____	_____

Owner Requested Unit Prices/Allowances (as applicable to this Trade Contractor's scope of work) (additive or deductive).

This trade contractor includes _____ dumpsters for all refuse caused by this trade contractor's work

in the amount of _____ Dollars (\$ _____) Note: trade contractors are to include in their bid form submittal the quantity of dumpsters required to complete their work and the cost associated with same. Dumpster costs will be subtracted by change order. Dumpsters will be procured and managed by Construction Manager. Note: Dumpster use in excess of that proposed by this Trade Contractor will be adjusted by back charge.

Owner Requested Scheduling Information:

Note: The work of this Trade Contractor is to be completed in accordance with the overall project schedule as

identified elsewhere in this project manual and/or as subsequently directed by Construction Manager. This Trade Contractor shall submit a proposed submittals list/schedule/material log within five (5) calendar days of Notice To Proceed.

1. Shop drawings / Submittal for this trade contractor will be submitted within 10 calendar days of receipt of notice to proceed.

Bid Acceptance:

If written notice of the acceptance of this bid is mailed, telegraphed or delivered to the undersigned within the time noted herein, after the date of opening of bids or at any time thereafter before this bid is withdrawn, the undersigned agrees that he will execute a construction contract in accordance with the bids as accepted.

The Owner reserves the right to award the contract to its best interests, review and accept any and all value engineering alternatives, negotiate with the lowest responsible bidder, to reject any or all bids, to waive any informalities in bidding and to hold all bids for the bid guarantee period. The Owner reserves the right to award separate contracts for any of the items of work bid herein.

Bid Deposit:

The undersigned furnishes herewith, as required in the Instructions to Bidders, a bid deposit in the amount of ten percent (10%) of the amount bid in the form of Cashier's Check, or Certified Check, made payable to the Owner or Bid Bond, naming the Owner as obligee. (Bidder to check form of deposit furnished.)

It is understood and agreed that should the undersigned fail to enter into a contract with the Owner or furnish acceptable contract security within the time and in the manner herein provided, the bid deposit shall be retained by the Owner as liquidated damages and not as a forfeiture. As it is impossible to determine precisely an exact amount of damages the Owner will sustain, it is agreed that the bid deposit is a fair and equitable estimate of such damages.

REPRESENTATIONS AND CERTIFICATIONS:

The bidder makes the following representations and certifications as part of his bid on the project herein identified in the Bid Form. In the case of a joint venture bid, each party represents and certifies as to his own organization.

AVAILABILITY. The number and amount of contracts and awards pending which I am and/or will be obligated to perform, now and during the course of the project, will not interfere with or hinder the timely prosecution of my work.

SURETY. I have notified a Surety Company that I am submitting a bid for work to be performed on the project. The Surety Company has agreed to issue a performance and labor and material payment bond for my work, if my bid is accepted and the contract awarded to me.

INDEPENDENT PRICE DETERMINATION. The contract sum in this bid has been arrived at independently, without consultation, communication or agreement for the purpose of restricting competition.

PREVAILING WAGE. The contractor and each subcontractor shall pay not less than the general prevailing rate of hourly wages for work of a similar character in the locality in which the work is performed and not less than general prevailing rate of hourly wages for legal holidays and overtime work in the performance of work under this contract, as established by the Illinois Department of Labor, pursuant to an act of the General Assembly of the State of Illinois approved June 26, 1941 as amended according to Section 820 ILCS 130/1.

Pursuant to Section 820 ILCS 130/5, the contractor and each subcontractor shall keep an accurate record showing the names and occupation of all laborers, workers and mechanics employed by them, and also showing the actual hourly wages paid to each such individual, which record shall be open at all reasonable hours to inspection by the Owner, its officers and agents, and to agents of the Illinois Department of Labor.

DIVISION 0 – BIDDING & CONTRACT REQUIREMENTS
SECTION 00399 - BID FORM

The contractor and each subcontractor hereby agree, jointly and severally, to defend, indemnify and hold harmless the Owner from any and all claims, demands, liens or suits of any kind or nature whatsoever (including suits for injunctive relief) by the Illinois Department of Labor under the Illinois Prevailing Wage Act, Section 820 ILCS 130/1., or by any laborer, worker or mechanic employed by the contractor or the subcontractor who alleges that he has been paid for his services in a sum less than prevailing wage rates required by Illinois law. The Owner agrees to notify the contractor or subcontractor of the pendency of any such claim, demand, lien or suit.

DIVISION 0 – BIDDING & CONTRACT REQUIREMENTS
SECTION 00399 - BID FORM

By submitting a bid, each bidder agrees to waive any claim it has or may have against the Owner, the Architect, Engineer, Construction Manager and their respective employees, arising out of or in connection with the administration, evaluation, or recommendation of any bid; waiver of any requirements under the Bid Documents; or the Contract Document; acceptance or rejection of any bids; and award of the Contract.

Signature:

Respectfully submitted this _____ day _____, 2019

Type of Firm (Bidder to indicate)

_____ Individual

_____ Partnership

_____ Corporation

_____ Joint Venture

_____ Other

(Firm Name)

(Address)

(CORPORATE SEAL)

(Telephone Number) (FAX)

(E-mail Address)

(Bidder's Signature)

(Title)

Subscribed and sworn to me
this _____ day of _____, 2019

NOTE: All pages of this bid form must be returned with your proposal. Failure to do so shall disqualify your bid.

CERTIFICATE OF BIDDER ELIGIBILITY

720 ILCS 5/33E-11 REQUIRES THAT ALL CONTRACTORS BIDDING FOR PUBLIC AGENCIES IN THE State of Illinois certify that they are not barred from bidding on public contracts for bid rigging or bid rotation.

The following certification must be signed and submitted with bidder's bid proposal. FAILURE TO DO SO MAY RESULT IN DISQUALIFICATION OF THE BIDDER.

_____, as part of its bid for the _____ work for Community High School District 99, Downers Grove, Illinois, DuPage County, Illinois certified that said contractor is not barred from bidding on the aforementioned contract as a result of violation of either 720 ILCS 5/33E-3 or 720 ILCS 5/33-E4.

Firm: _____

By: _____
(Signature)

(Printed Name & Title)

SUBSCRIBED AND SWORN TO before me

This _____ day of _____, 2019

NOTARY PUBLIC

**CRIMINAL CODE CERTIFICATION
AS REQUIRED BY:
STATE OF ILLINOIS CRIMINAL CODE OF 2012, 720 ILCS 5/33E-11**

I, _____ the individual whose signature appears below on this bid/contract
for _____ hereby certify that the bidding
party/contracting party is not barred from bidding on the contract as a result of a violation of either Section 33E-3 or
Section 33E-4 of 720 ILCS 5/33E-3 or 5/33E-4 of the Illinois Compiled Statutes, as amended.

By: _____
Authorized Agent of Contractor (name and title)

SUBSCRIBED AND SWORN to before
me this ____ day _____, 20__.

Notary Public

EQUAL EMPLOYMENT OPPORTUNITY

Section I. This EQUAL EMPLOYMENT OPPORTUNITY CLAUSE is required by the Illinois Human Rights Act and the Rules and Regulations of the Illinois Department of Human Rights published at 44 Illinois Administrative Code Section 750, *et seq.*

Section II. In the event of the Contractor's noncompliance with any provision of this Equal Employment Opportunity Clause, the Illinois Human Rights Act, or the Rules and Regulations of the Department of Human Rights (hereinafter referred to as the Department) the Contractor may be declared ineligible for future contracts or subcontracts with the State of Illinois or any of its political subdivisions or municipal corporations, and this Contract may be canceled or voided in whole or in part, and other sanctions or penalties may be imposed or remedies involved as provided by statute or regulation.

During the performance of this Agreement, the Contractor agrees:

A. That it will not discriminate against any employee or applicant for employment because of race, color, religion, sex, sexual orientation, national origin or ancestry, citizenship status, age, physical or mental disability unrelated to ability, military status or an unfavorable discharge from military service; and further that it will examine all job classifications to determine if minority persons or women are underutilized and will take appropriate affirmative action to rectify any such underutilization.

B. That, if it hires additional employees in order to perform this Contract, or any portion hereof, it will determine the availability (in accordance with the Department's Rules and Regulations) of minorities and women in the area(s) from which it may reasonably recruit and it will hire for each job classification for which employees are hired in such a way that minorities and women are not underutilized.

C. That, in all solicitations or advertisements for employees placed by it or on its behalf, it will state that all applicants will be afforded equal opportunity without discrimination because of race, color, religion, sex, sexual orientation, marital status, national origin or ancestry, citizenship status, age, or physical or mental handicap unrelated to ability, military status or an unfavorable discharge from military service.

D. That it will send to each labor organization or representative of workers with which it has or is bound by a collective bargaining or other agreement or understanding, a notice advising such labor organization or representative of the Vendor's obligations under the Illinois Human Rights Act and Department's Rules and Regulations. If any labor organization or representative fails or refuses to cooperate with the Contractor in its efforts to comply with the Act and Rules and Regulations, the Contractor will promptly notify the Department and the contracting agency and will recruit employees from other sources when necessary to fulfill its obligations under the Contract.

E. That it will submit reports as required by the Department's Rules and Regulations, furnish all relevant information as may from time to time be requested by the Department or the contracting agency, and in all respects comply with the Illinois Human Rights Act and Department's Rules and Regulations.

F. That it will permit access to all relevant books, records, accounts and work sites by personnel of the contracting agency and Department for purposes of investigation to ascertain compliance with the Illinois Human Rights Act and Department's Rules and Regulations.

G. That it will include verbatim or by reference the provisions of this Equal Employment Opportunity Clause in every subcontract it awards under which any portion of this Contract obligations are undertaken or assumed, so that such provisions will be binding upon such subcontractor. In the same manner as the other provisions of this Agreement, the Contractor will be liable for compliance with applicable provisions of this clause by such subcontractors; and further it will promptly notify the contracting agency and the Department in the event any subcontractor fails or refuses to comply therewith. In addition, the Contractor will not utilize any subcontractor declared by the Illinois Human Rights Department to be ineligible for contracts or subcontracts with the State of Illinois or any of its political subdivisions or municipal corporations.

ACKNOWLEDGED AND AGREED TO:

By: _____
Authorized Agent of Contractor (name and title)

DATE: _____

SEXUAL HARASSMENT POLICY

_____, having submitted a bid for _____ (Name of Contractor)
_____ to Community High School District No. 00, hereby
certifies that said contractor has a written sexual harassment policy in place in full compliance with 775 ILCS 5/2-
105 (A) (4).

By: _____
Authorized Agent of Contractor (name and title)

SUBSCRIBED AND SWORN to before
me this _____ day _____, 20____.

Notary Public

TAX CERTIFICATION

I, _____, having been first duly sworn depose and state as follows:

I, _____, am the duly authorized agent for
_____ which has submitted a proposal to Community
High School District No. 99 for

_____ and I hereby certify that
_____ is not delinquent in the payment of any tax administered by the
Illinois Department of Revenue, or if it is:

a. it is contesting its liability for the tax or the amount of tax in accordance with procedures established by the appropriate Revenue Act; or

b. it has entered into an agreement with the Department of Revenue for payment of all taxes due and is currently in compliance with that agreement.

By: _____
Authorized Agent of Contractor (name and title)

SUBSCRIBED AND SWORN to before
me this _____ day _____, 20__.

Notary Public

SUBSTANCE ABUSE PREVENTION ON PUBLIC WORKS PROJECTS

The Contractor certifies that it has in place a written program that meets or exceeds the program requirements of the Substance Abuse Prevention on Public Works Projects Act (Public Act 95-0635), and will provide a copy thereof to Community High School District No. 99 prior to commencement of work on the Project.

By: _____
Authorized Agent of Contractor (name and title)

SUBSCRIBED AND SWORN to before
me this ____ day _____, 20__.

Notary Public

**CERTIFICATE REGARDING
EMPLOYMENT OF ILLINOIS WORKERS ON PUBLIC WORKS**

_____ agrees if at the time the Agreement is executed, or if during the term of the Agreement, there is excessive unemployment in Illinois as defined in the Employment of Illinois Workers on Public Works Act, 30- ILCS 570/0/01 et seq., as two consecutive months of unemployment exceeding 5%, then _____ agrees to employ Illinois laborers in accordance with the Employment of Illinois Workers on Public Works Act. An "Illinois laborer" is defined as any person who has resided in Illinois for at least thirty (30) days and intends to become or remain an Illinois resident.

Firm: _____

By: _____
(Signature)

(Printed Name & Title)

SUBSCRIBED AND SWORN TO before me

This _____ day of _____, 2019

NOTARY PUBLIC

PREVAILING WAGE AFFIDAVIT

AFFIDAVIT: "I (we) hereby certify and affirm that if awarded a contract with Community High School District 99, we will comply fully with the "Illinois Prevailing Wage Act (Ill. Rev. Stat., 1987 Ch. 48, Sections 398 s-1-12 as amended by Public Act 86-693 and 86-799 effected January 1, 1990, and any other amendments effective thereafter)". We further understand that current prevailing wage standards are included in the Supplementary General Conditions.

The following affidavit must be signed and submitted with bidder's bid proposal. FAILURE TO DO SO MAY RESULT IN DISQUALIFICATION OF THE BIDDER.

_____, as part of its bid for the _____ work for Community High School District 99, Downers Grove, Illinois, certifies that said contractor is not barred from bidding on the aforementioned contract as a result of a violation of the Illinois Prevailing Wage Act (Ill. Rev. Stat., 1987 Ch. 48, Sections 398 s-1-12 as amended by Public Act 86-693 and 86-799 effected January 1, 1990).

Firm: _____

By: _____
(Signature)

(Printed Name & Title)

SUBSCRIBED AND SWORN TO before me

This _____ day of _____, 2019

NOTARY PUBLIC

NON-COLLUSION AFFIDAVIT

AFFIDAVIT: "I (we) hereby certify and affirm that my (our) proposal was prepared independently for this project and that it contains no fees or amounts other than that for the legitimate execution of this work as specified and that it includes no understanding or agreements in restraint of trade."

The following affidavit must be signed and submitted with bidder's bid proposal.
FAILURE TO DO SO MAY RESULT IN DISQUALIFICATION OF THE BIDDER.

_____, as a part of its bid for the _____ work for
Community High School District 99, Downers Grove, Illinois, certifies that said Contractor is not barred from bidding
on the aforementioned contract as a result of a violation of the above Non-Collusion Affidavit.

Firm: _____

By: _____
(Signature)

(Printed Name & Title)

SUBSCRIBED AND SWORN TO before me

This _____ day of _____, 2019

NOTARY PUBLIC

Criminal Background Investigations

Contractor hereby represents, warrants and certified that no officer or director thereof has any knowledge that any employee thereof has been convicted of committing or attempting to commit "Criminal Code of 1961," 720 ILCS, Sections 5/11-6 (Indecent solicitation of a child), 5/11-9 (Public indecency), 5/11-14 (Prostitution), 5/11-15 (Soliciting for a prostitute), 5/11-15.1 (Soliciting for a juvenile prostitute), 5/11-19 (Pimping), 5/11-19.1 (Juvenile pimping), 5/11-19.2 (Exploitation of a child), 5/11-20 (Obscenity), 5/11-20.1 (Sexual assault), 5/12-14 (Aggravated criminal sexual assault), 5/12-15 (Criminal sexual abuse), and 5/120-16 (Aggravated criminal sexual abuse), and/or those offenses defined in the "Cannabis Control Act," 720 ILCS, 550/1 et seq. (except the "Illinois Controlled Substances Act," 720 ILCS 570/100 et seq. and/or any offense committed or attempted in any other state or against the laws of the United States, which if committed or attempted in this State, would have been punishable as one or more of the foregoing offenses.

Contractor further agrees that it shall not employ any person who have or may have direct, daily contact with the pupils of any school in the district, and for whom a criminal background investigation has not been conducted pursuant hereto, and further represents and agrees that all applicants for any such employment shall furnish with their applications the attached written "Authorization for Criminal Background Information" form authorizing the Board of Education to request a criminal background investigation of said applicant pursuant to Section 5/10-21.9 of the School Code of Illinois and to receive criminal history record information pursuant thereto to determine if the applicant has been convicted of committing or attempting to commit any of the criminal or drug offenses enumerated above. Contractor further agrees to submit with said authorization payment for any costs and expenses associated with the criminal background investigation.

Contractor further represents, warrants, and certifies that no applicant for employment with respect to whom the criminal investigation reveals any conviction for committing and/or attempting to commit any of the above enumerated offenses shall be employed thereby in any position that involves or may involve contact with the students of the school district.

This certification is executed on the date hereinafter indicated by the designated contractor by its duly authorized officer.

Firm: _____

By: _____
(Signature)

(Printed Name & Title)

Date: _____

Criminal Background Investigation

The undersigned hereby authorizes in Board of Education of Community High School District 99, Downers Grove, Illinois, to request a criminal background investigation from the Illinois State Police, pursuant to Section 5/10-21.9 of the School Code of Illinois, 105 ILCS 5/10-21.9 and to receive criminal history record information pursuant thereto.

By: _____
(Signature of Applicant of Employee)

(Printed or Typed Name of Applicant Employee)

Date: _____

BUSINESS CLASSIFICATION

a) Business Entity (check one)

Corporation (Publicly held)* Not-for-Profit* Government Agency/Public Institution*
 Corporation (Privately held) Partnership Sole Proprietor

* If checked, do not complete section III (b) and (c) below.

b) Business Ownership (check one) If minority or woman owned, attach copy of certification evidence.

Large Business: Male Owned Woman Owned
Small Business: Male Owned Woman Owned

BUSINESS DEFINITIONS

Small Business Concern - an independently owned and operated concern certified, or certifiable, as a small business by the Federal Small Business Administration (SBA). Standard Industrial Classification (SIC) codes may be found in the Federal Acquisition Regulations, Section 19.102 or in the Federal Procurement Regulations, Section 1-1.701.

Small Disadvantaged or Minority Business Concern - a small business concern which is at least fifty-one percent (51%) owned by one or more socially and economically disadvantaged individuals or in the case of any publicly owned business, at least fifty-one percent (51%) of the stock of which is owned by such individuals; and whose management and daily business operations are controlled by one or more of such individuals. Business owners who certify that they are members of named groups (Black Americans, Hispanic Americans, Native Americans, Asian-Pacific Americans) are considered socially and economically disadvantaged.

Woman-Owned Business - a business concern that is at least fifty-one percent (51%) owned by a woman or women who also control and operate it. "Control" in this context means exercising the power to make policy decisions. "Operate" in this context means being actively involved in the day-to-day management.

c) Race/Ethnicity of Ownership (check one) based on definitions below.

Black Asian/Pacific or Asian/Indian Caucasian
 Hispanic Native American (American Indians, Eskimos, Aleuts and native Hawaiians)

ETHNIC GROUP DEFINITIONS

Black Americans: United States citizens whose origins are in any of the Black racial groups of Africa.

Hispanic Americans: United States citizens whose origins are in Mexico, Puerto Rico, Cuba, Portugal, Central or Central America.

Native Americans: United States citizens whose origins are in any of the original peoples of North America, i.e., American Indians, Eskimos, Aleuts and native Hawaiians.

Asian Pacific/Asian Indian Americans: United States citizens whose origins are in Japan, China, Korea, Taiwan, Cambodia, Laos, Vietnam, the Philippines, Samoa, Guam, the U.S. Trust Territories of the Pacific Islands, the Northern Mariana Islands, India, Pakistan, or Bangladesh.

I certify that the business classification and ethnicity indicated above reflects the true and correct status of this business in accordance with current Federal Small Business Administration criteria. I agree to inform Community High School District 99 immediately in writing of any changes to the information contained herein, including changes in ownership, controlling interest or operations. I understand that falsely certifying this information may result in suspension from participation in Community High School District 99 - North High School Phase II project.

Name: _____ Title: _____
(Print or Type)

Signature: _____ Date: _____

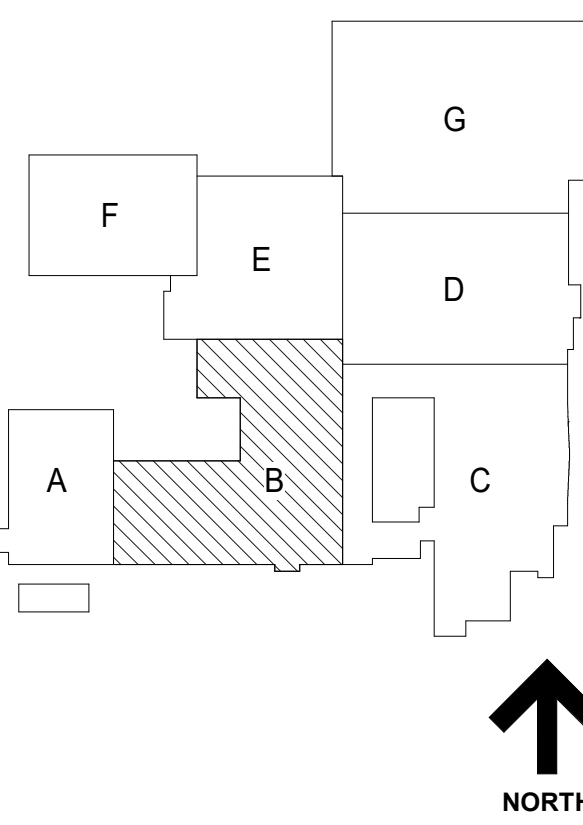
END OF SECTION 00301



COMMUNITY HIGH SCHOOL
DISTRICT 99

Wight

Wight & Company
wightco.com
2500 North Frontage Road
Darien, IL 60561
P 630.968.7000
F 630.968.7979



GENERAL NOTES

1. ALL UTILITIES SERVING THE DEMOLISHED STRUCTURES (INCLUDING BUT NOT LIMITED TO ELECTRIC, GAS, WATER, SANITARY DRAINAGE, AND STORM DRAINAGE) SHALL BE TERMINATED AS REQUIRED TO FACILITATE THE BUILDING DEMOLITION. ENSURE THAT ALL EXISTING UTILITIES SERVING THE MAIN BUILDING AND EXISTING SITE ARE MAINTAINED THROUGHOUT CONSTRUCTION.
2. MAINTAIN EXCAVATION CLEARANCE AS TO NOT INTERFERE WITH BEARING CONDITIONS OF EXISTING FOOTINGS AND FOUNDATIONS. OR PROVIDE ENGINEERED UNDERPINNING OR SHORING AS NECESSARY TO MAINTAIN BEARING CONDITIONS OF EXISTING FOOTINGS AND FOUNDATIONS.
3. THE SCHOOL BUILDING WILL BE OCCUPIED DURING THE CONSTRUCTION PERIOD. EMERGENCY EXITS FROM THE MAIN BUILDING SHALL BE MAINTAINED. COORDINATE LAYOUT OF CONSTRUCTION FENCING WITH ALL ACCESS ROUTES, DELIVERIES, AND WORKING HOURS WITH THE OWNER.
4. THE CONTRACTOR SHALL REVIEW WITH THE CONSTRUCTION MANAGER. ALL MATERIALS AND EQUIPMENT TO BE REMOVED FROM THE SITE TO DETERMINE WHICH IF ANY OF THE MATERIALS ARE TO BE RETURNED TO THE OWNER.
5. ANY ASBESTOS CONTAINING MATERIALS ENCOUNTERED SHALL BE REPORTED TO THE CONSTRUCTION MANAGER. IF ANY ASBESTOS REMOVAL IS REQUIRED, THAT WORK SHALL BE PERFORMED BY A LICENSED FIRM SPECIALIZING IN THAT WORK.
6. PERFORM ALL CUTTING AND RESTORATION WORK IN WALLS, ROOFS, AND SURFACES THAT HAVE TO BE REMOVED TO PERMIT DEMOLITION WORK AND MATERIAL REMOVAL TO TAKE PLACE.
7. FOR ALL EXISTING STRUCTURE IDENTIFIED TO BE REMOVED (INCLUDING OPENINGS), PRIOR TO DEMOLITION, COORDINATE REQUIRED REINFORCEMENT OF THE EXISTING STRUCTURE AND REQUIRED SHORING WITH THE STRUCTURAL DRAWINGS.
8. INSTALLING CONTRACTORS SHALL SUBMIT ELEVATED FLOOR PLANS INDICATING ALL FLOOR PENETRATION SIZES AND LOCATIONS FOR STRUCTURAL ENGINEER REVIEW. ENGINEER APPROVAL IS REQUIRED PRIOR TO THE START OF CORING ACTIVITIES. COORDINATE THE TIMING OF THE SUBMITTAL ACCORDINGLY. LOCATE AND AVOID DAMAGE TO EXISTING REINFORCEMENT PRIOR TO CORING OR CUTTING.

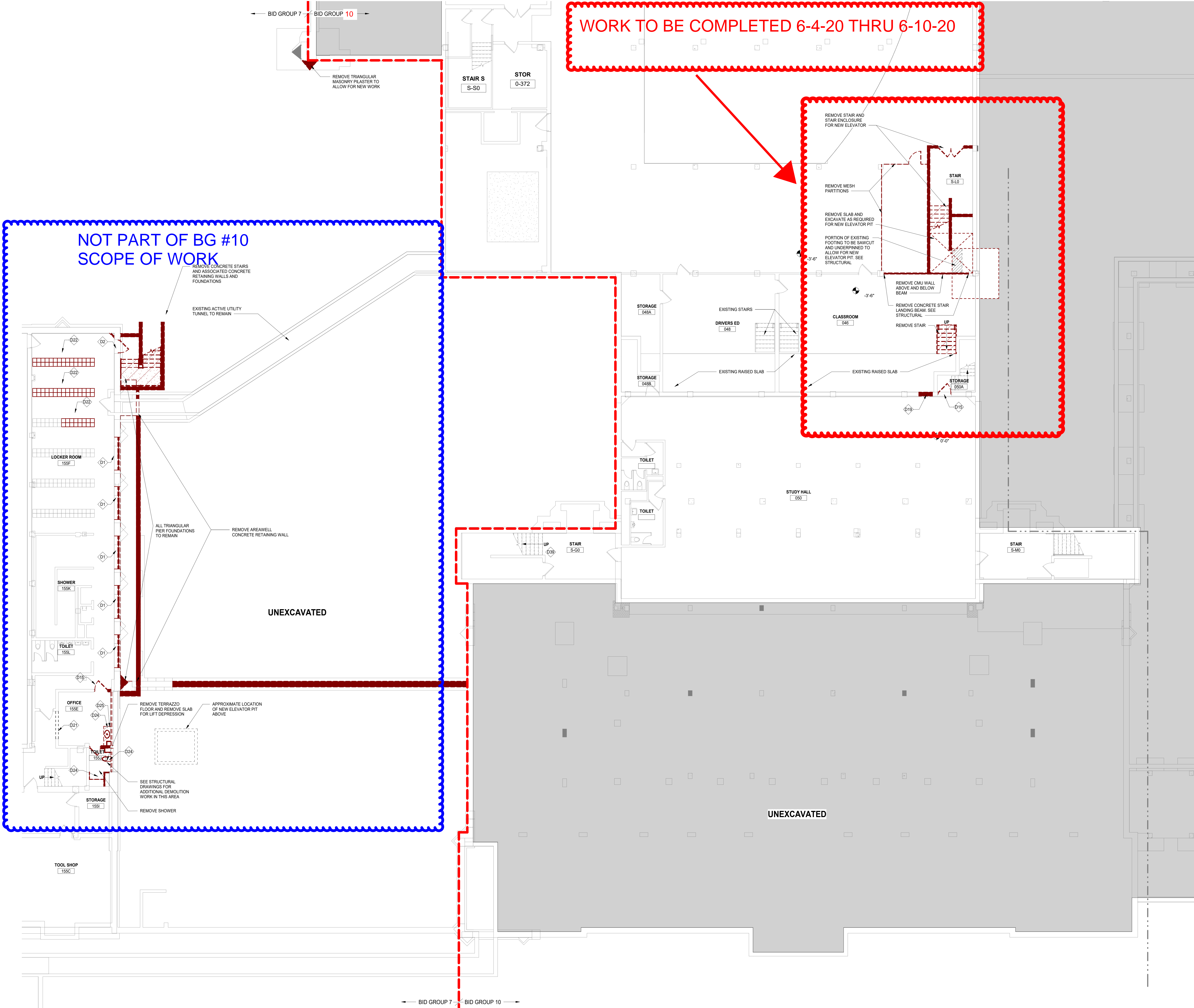
FLOOR PLAN LEGEND

- WALLS TO REMAIN.
- WALLS TO BE DEMOLISHED. EXISTING WALLS ARE MASONRY CONSTRUCTION UNLESS NOTED OTHERWISE.
- DOOR TO REMAIN. REFER DOOR SCHEDULE FOR REQUIRED MODIFICATIONS.
- DOOR TO BE DEMOLISHED.
- COMPLETE INTERIOR DEMO. REMOVE ALL PARTITIONS, FINISH FLOORING, DEVICES, PLUMBING FIXTURES, CASEWORK, WALL BASE, WALL TRIM, DOORS, FLOORING, CEILING, AND LIGHTING IN PREPARATION FOR NEW BUILD-OUT OF THIS AREA.
- DEMO ENTIRE BUILDING.
- HATCH DENOTES UNEXCAVATED / EXISTING TO REMAIN, UNO.

DEMOLITION KEY NOTES

- D1 REMOVE WINDOW AND PREPARE OPENING FOR NEW WALL INFILL AS INDICATED ON THE NEW WORK PLANS.
- D2 REMOVE DOOR AND PREPARE OPENING FOR NEW WALL INFILL AS INDICATED ON THE NEW WORK PLANS.
- D15 REMOVE DOOR AND PREPARE OPENING FOR NEW DOOR IN EXISTING OPENING.
- D19 NEW OPENING IN EXISTING CONCRETE FOUNDATION. SEE NEW WORK PLANS FOR SIZE AND LOCATION.
- D21 NEW OPENING IN EXISTING MASONRY WALL. PROVIDE NEW LINTEL AS SCHEDULED ON THE STRUCTURAL DRAWINGS.
- D22 REMOVE AND SALVAGE METAL LOCKERS, REMOVE CONCRETE BASE.
- D24 REMOVE PLUMBING FIXTURE. SEE PLUMBING DRAWINGS.
- D25 REMOVE CASEWORK INCLUDING ALL ASSOCIATED PLUMBING FIXTURES.
- D39 STAIR RAILING MODIFICATIONS. SEE SHEET A6.1

WORK TO BE COMPLETED 6-4-20 THRU 6-10-20



**NOT PART OF BG #10
SCOPE OF WORK**

UNEXCAVATED

UNEXCAVATED

REV	ISSUE	DATE
ISSUED FOR BID - BID GROUP 10		11.19.2019
ISSUED FOR 90% CD - PHASE C		11.01.2019
ISSUED FOR 75% CD - PHASE C		10.14.2019
ISSUED FOR 25% CD - PHASE C		08.30.2019
ISSUED FOR CONSTRUCTION - PHASE B		07.26.2019

MFP IMPLEMENTATION - NORTH

4436 MAIN STREET
DOWNERS GROVE, IL 60515

DEMOLITION PLAN - LOWER LEVEL AREA B (PHASE B)

Project Number:
5274-42
Drawn By:
DS
Sheet:

AD2.00B.b

10/10/2019 3:06:08 PM
C:\Users\dsd\Documents\025274-42_DOC\Arch_2019_Central_demos\ad2.vrt
Wight & Co. © Copyright 2019. All rights reserved. No part of these documents may be reproduced, stored, or transmitted in any form or by any means, electronic, mechanical, photocopying, recording or otherwise, without the prior written consent of Wight & Co.

ALL SCOPE THAT IS HATCHED TO BE COMPLETED 5-27-20 THRU 6-11-20

GENERAL NOTES

1. ALL UTILITIES SERVING THE DEMOLISHED STRUCTURES (INCLUDING BUT NOT LIMITED TO ELECTRIC, GAS, WATER, SANITARY DRAINAGE, AND STORM DRAINAGE) SHALL BE TERMINATED AS REQUIRED TO FACILITATE THE BUILDING DEMOLITION. ENSURE THAT ALL EXISTING UTILITIES SERVING THE MAIN BUILDING AND EXISTING SITE ARE MAINTAINED THROUGHOUT CONSTRUCTION.
2. MAINTAIN EXCAVATION CLEARANCE AS TO NOT INTERFERE WITH BEARING CONDITIONS OF EXISTING FOOTINGS AND FOUNDATIONS. OR PROVIDE ENGINEERED UNDERPINNING OR SHORING AS NECESSARY TO MAINTAIN BEARING CONDITIONS OF EXISTING FOOTINGS AND FOUNDATIONS.
3. THE SCHOOL BUILDING WILL BE OCCUPIED DURING THE CONSTRUCTION PERIOD. EMERGENCY EXITS FROM THE MAIN BUILDING SHALL BE MAINTAINED. COORDINATE LAYOUT OF CONSTRUCTION FENCING WITH ALL ACCESS ROUTES, DELIVERIES, AND WORKING HOURS WITH THE OWNER.
4. THE CONTRACTOR SHALL REVIEW WITH THE CONSTRUCTION MANAGER. ALL MATERIALS AND EQUIPMENT TO BE REMOVED FROM THE SITE TO DETERMINE WHICH, IF ANY OF THE MATERIALS ARE TO BE RETURNED TO THE OWNER.
5. ANY ASBESTOS CONTAINING MATERIALS ENCOUNTERED SHALL BE REPORTED TO THE CONSTRUCTION MANAGER. IF ANY ASBESTOS REMOVAL IS REQUIRED, THAT WORK SHALL BE PERFORMED BY A LICENSED FIRM SPECIALIZING IN THAT WORK.
6. PERFORM ALL CUTTING AND RESTORATION WORK IN WALLS, ROOFS, AND SURFACES THAT HAVE TO BE REMOVED TO PERMIT DEMOLITION WORK AND MATERIAL REMOVAL TO TAKE PLACE.
7. FOR ALL EXISTING STRUCTURE IDENTIFIED TO BE REMOVED (INCLUDING OPENINGS), PRIOR TO DEMOLITION, COORDINATE THE REINFORCEMENT OF THE EXISTING STRUCTURE AND REQUIRED SHORING WITH THE STRUCTURAL DRAWINGS.
8. INSTALLING CONTRACTORS SHALL SUBMIT ELEVATED FLOOR PLANS INDICATING ALL FLOOR PENETRATION SIZES AND LOCATIONS FOR STRUCTURAL ENGINEER REVIEW. ENGINEER APPROVAL IS REQUIRED PRIOR TO THE START OF CORING ACTIVITIES. COORDINATE THE TIMING OF THE SUBMITTAL ACCORDINGLY. LOCATE AND AVOID DAMAGE TO EXISTING REINFORCEMENT PRIOR TO CORING OR CUTTING.

FLOOR PLAN LEGEND

- WALLS TO REMAIN.
- WALLS TO BE DEMOLISHED. EXISTING WALLS ARE MASONRY CONSTRUCTION UNLESS NOTED OTHERWISE.
- DOOR TO REMAIN. REFER DOOR SCHEDULE FOR REQUIRED MODIFICATIONS.
- DOOR TO BE DEMOLISHED.
- COMPLETE INTERIOR DEMO. REMOVE ALL PARTITIONS, FINISH FLOORING, DEVICES, PLUMBING FIXTURES, CASEROOM, WALL BASE, WALL TRIM, DOORS, FLOORING, CEILING, AND LIGHTING IN PREPARATION FOR NEW BUILD-OUT OF THIS AREA.
- DEMO ENTIRE BUILDING.
- HATCH DENOTES UNEXCAVATED / EXISTING TO REMAIN, UNW.

DEMOLITION KEY NOTES

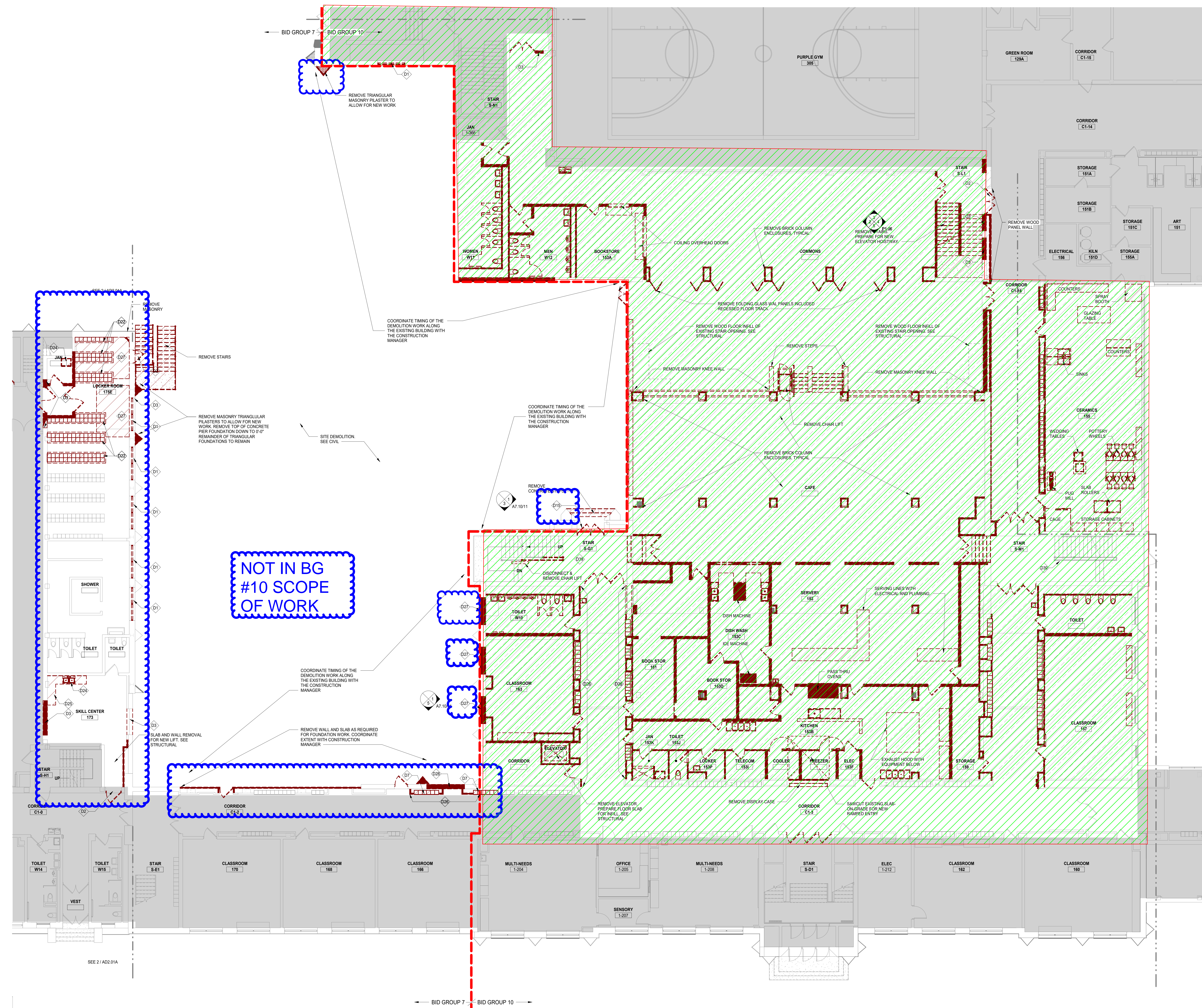
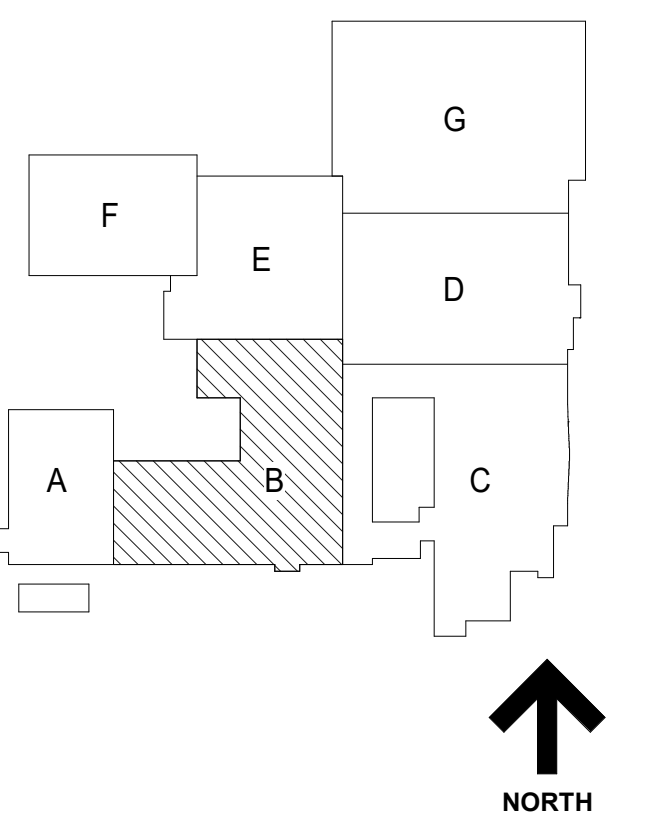
- D01 REMOVE WINDOW AND PREPARE OPENING FOR NEW WALL INFILL AS INDICATED ON THE NEW WORK PLANS.
- D02 REMOVE DOOR AND PREPARE OPENING FOR NEW WALL INFILL AS INDICATED ON THE NEW WORK PLANS.
- D03 NEW OPENING IN EXISTING MASONRY WALL FOR NEW DOOR OR WINDOW. PROVIDE NEW LINTEL AS INDICATED ON THE STRUCTURAL DRAWINGS. FOR OPENINGS THAT EXTEND DOWN TO THE EXISTING SLAB, REMOVE PORTION OF EXISTING SLAB TO ALLOW FOR FLOOR LEVELER INSTALLATION FLUSH TO ADJACENT SLABS.
- D04 REMOVE DOOR AND PREPARE OPENING FOR NEW DOOR IN EXISTING OPENING.
- D05 REMOVE AND SALVAGE METAL LOCKERS, REMOVE CONCRETE BASE.
- D06 REMOVE PLUMBING FIXTURE. SEE PLUMBING DRAWINGS.
- D07 REMOVE CASEWORK INCLUDING ALL ASSOCIATED PLUMBING FIXTURES.
- D08 SALVAGE EXISTING INTERIOR BRICK AND SOLDIER COURSE BRICK AT BASE FOR CORRIDOR INFILL LOCATIONS.
- D09 REMOVE MASONRY INFILL OF EXISTING WINDOW OPENINGS AND PREPARE FOR NEW WINDOWS.
- D10 NEW OPENING IN LOAD-BEARING WALL. SEE STRUCTURAL DRAWINGS.
- D11 STAIR RAILING MODIFICATIONS. SEE SHEET A6.1.



COMMUNITY HIGH SCHOOL
DISTRICT 99

Wight

Wight & Company
wightco.com
2500 North Frontage Road
Darien, IL 60561
P 630.969.7000
F 630.969.7979



NOT IN BG #10 SCOPE OF WORK

10/10/2019 3:06:08 PM
 C:\Users\mason\Documents\025274-42_DCN_Arch_2019_Central_dbs\025274-42_DCN_Arch_2019_Central.dwg
 Wight & Co. © Copyright 2019. All rights reserved. No part of these documents may be reproduced, stored, or transmitted in any form or by any means, electronic, mechanical, photocopying, recording, or otherwise, without the prior written consent of Wight & Co.

ISSUED FOR BID - BID GROUP 10 11/19/2019
 ISSUED FOR 90% CD - PHASE C 11/01/2019
 ISSUED FOR 75% CD - PHASE C 10/14/2019
 ISSUED FOR 25% CD - PHASE C 08/30/2019
 ISSUED FOR CONSTRUCTION - PHASE B 07/26/2019

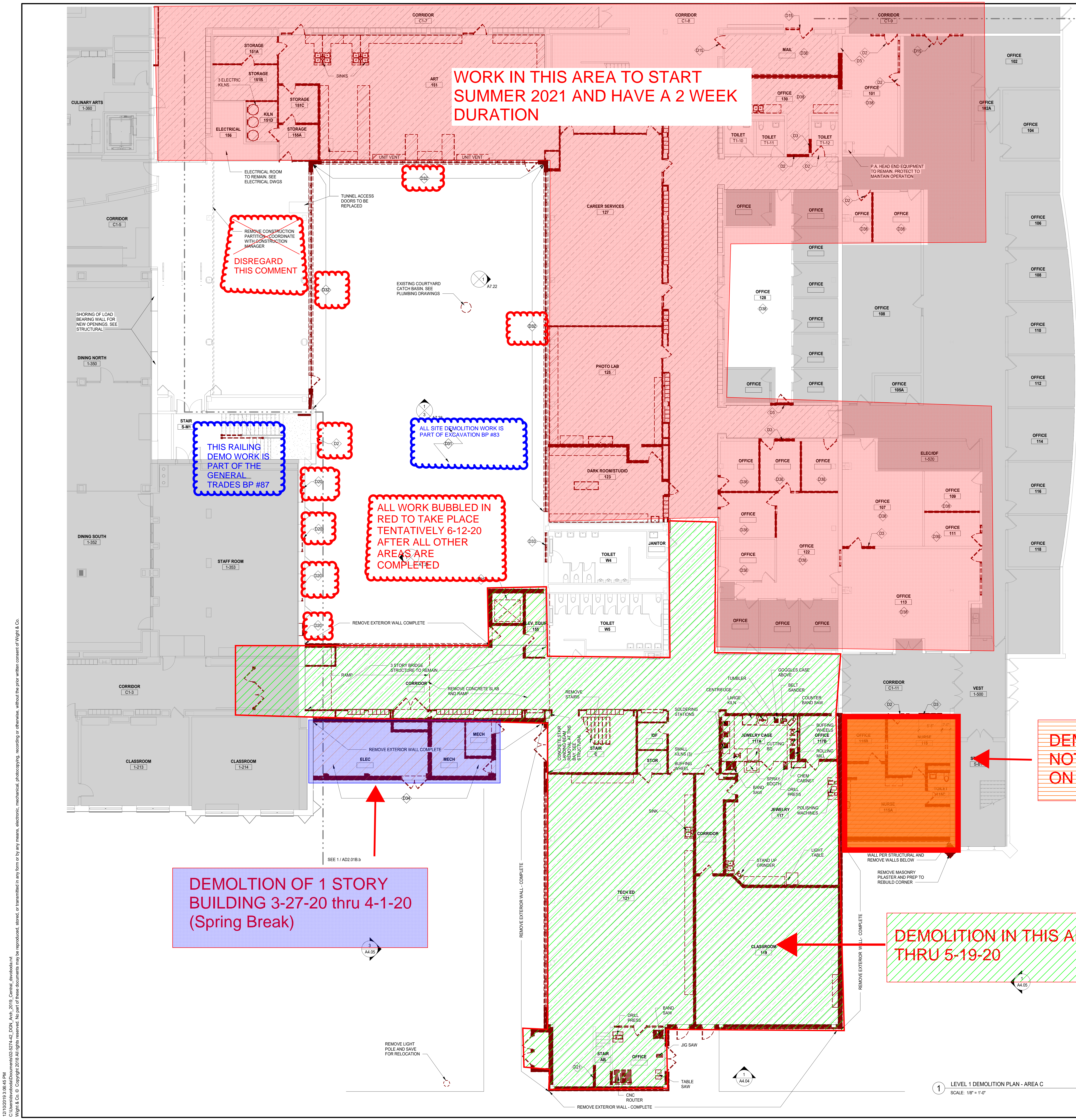
REV ISSUE DATE
MFP IMPLEMENTATION - NORTH

4436 MAIN STREET
 DOWNERS GROVE, IL 60515

DEMOLITION PLAN - LEVEL 1 AREA B (PHASE B)

Project Number:
 5274-42
 Drawn By:
 DS
 Sheet:

AD2.01B.b



WORK IN THIS AREA TO START SUMMER 2021 AND HAVE A 2 WEEK DURATION

DISREGARD THIS COMMENT

THIS RAILING DEMO WORK IS PART OF THE GENERAL TRADES BP #87

ALL SITE DEMOLITION WORK IS PART OF EXCAVATION BP #83

ALL WORK BUBBLED IN RED TO TAKE PLACE TENTATIVELY 6-12-20 AFTER ALL OTHER AREAS ARE COMPLETED

DEMOLITION OF 1 STORY BUILDING 3-27-20 thru 4-1-20 (Spring Break)

DEMOLITION OF THIS AREA CAN NOT START UNTIL SCHOOL IS OUT ON 5-22-20.

DEMOLITION IN THIS AREA 5-6-20 THRU 5-19-20

GENERAL NOTES

1. ALL UTILITIES SERVING THE DEMOLISHED STRUCTURES (INCLUDING BUT NOT LIMITED TO ELECTRIC, GAS, WATER, SANITARY DRAINAGE, AND STORM DRAINAGE) SHALL BE TERMINATED AS REQUIRED TO FACILITATE THE BUILDING DEMOLITION. ENSURE THAT ALL EXISTING UTILITIES SERVING THE MAIN BUILDING AND EXISTING SITE ARE MAINTAINED THROUGHOUT CONSTRUCTION.
2. MAINTAIN EXCAVATION CLEARANCE AS TO NOT INTERFERE WITH BEARING CONDITIONS OF EXISTING FOOTINGS AND FOUNDATIONS. OR PROVIDE ENGINEERED UNDERPINNING OR SHORING AS NECESSARY TO MAINTAIN BEARING CONDITIONS OF EXISTING FOOTINGS AND FOUNDATIONS.
3. THE SCHOOL BUILDING WILL BE OCCUPIED DURING THE CONSTRUCTION PERIOD. EMERGENCY EXITS FROM THE MAIN BUILDING SHALL BE MAINTAINED. COORDINATE LAYOUT OF CONSTRUCTION FENCING WITH ALL ACCESS ROUTES, DELIVERIES, AND WORKING HOURS WITH THE OWNER.
4. THE CONTRACTOR SHALL REVIEW WITH THE CONSTRUCTION MANAGER. ALL MATERIALS AND EQUIPMENT TO BE REMOVED FROM THE SITE TO DETERMINE WHICH IF ANY OF THE MATERIALS ARE TO BE RETURNED TO THE OWNER.
5. ANY ASBESTOS CONTAINING MATERIALS ENCOUNTERED SHALL BE REPORTED TO THE CONSTRUCTION MANAGER. IF ANY ASBESTOS REMOVAL IS REQUIRED, THAT WORK SHALL BE PERFORMED BY A LICENSED FIRM SPECIALIZING IN THAT WORK.
6. PERFORM ALL CUTTING AND RESTORATION WORK IN WALLS, ROOFS, AND SURFACES THAT HAVE TO BE REMOVED TO PERMIT DEMOLITION WORK AND MATERIAL REMOVAL TO TAKE PLACE.
7. FOR ALL EXISTING STRUCTURE IDENTIFIED TO BE REMOVED (INCLUDING OPENINGS), PRIOR TO DEMOLITION, COORDINATE REQUIRED REINFORCEMENT OF THE EXISTING STRUCTURE AND REQUIRED SHORING WITH THE STRUCTURAL DRAWINGS.
8. INSTALLING CONTRACTORS SHALL SUBMIT ELEVATED FLOOR PLANS INDICATING ALL FLOOR PENETRATION SIZES AND LOCATIONS FOR STRUCTURAL ENGINEER REVIEW. ENGINEER APPROVAL IS REQUIRED PRIOR TO THE START OF CORING ACTIVITIES. COORDINATE THE TIMING OF THE SUBMITTAL ACCORDINGLY. LOCATE AND AVOID DAMAGE TO EXISTING REINFORCEMENT PRIOR TO CORING OR CUTTING.

FLOOR PLAN LEGEND

- WALLS TO REMAIN.
- WALLS TO BE DEMOLISHED. EXISTING WALLS ARE MASONRY CONSTRUCTION UNLESS NOTED OTHERWISE.
- DOOR TO REMAIN. REFER DOOR SCHEDULE FOR REQUIRED MODIFICATIONS.
- DOOR TO BE DEMOLISHED.
- COMPLETE INTERIOR DEMO. REMOVE ALL PARTITIONS, FINISH FLOORING, DEVICES, PLUMBING FIXTURES, CASEWORK, WALL BASE, WALL TRIM, DOORS, FLOORING, CEILING, AND LIGHTING IN PREPARATION FOR NEW BUILD-OUT OF THIS AREA.
- DEMO ENTIRE BUILDING.
- HATCH DENOTES UNEXCAVATED / EXISTING TO REMAIN, UNO.

DEMOLITION KEY NOTES

- D02 REMOVE DOOR AND PREPARE OPENING FOR NEW WALL INFILL AS INDICATED ON THE NEW WORK PLANS.
- D03 NEW OPENING IN EXISTING MASONRY WALL FOR NEW DOOR OR WINDOW. PROVIDE NEW LINTEL AS INDICATED ON THE STRUCTURAL DRAWINGS. FOR OPENINGS THAT EXTEND DOWN TO THE EXISTING SLAB, REMOVE PORTION OF EXISTING SLAB TO ALLOW FOR FLOOR LEVELER INSTALLATION FLUSH TO ADJACENT SLABS.
- D05 REMOVE DOOR AND PREPARE OPENING FOR NEW DOOR IN EXISTING OPENING.
- D20 REMOVE WINDOW AND PREPARE OPENING FOR NEW WINDOW IN EXISTING OPENING.
- D21 NEW OPENING IN EXISTING MASONRY WALL. PROVIDE NEW LINTEL AS SCHEDULED ON THE STRUCTURAL DRAWINGS. REFER TO INTERIOR ELEVATIONS FOR EXTENT OF COURTYARD DEMOLITION.
- D32 REMOVE MASONRY WALLS AND WINDOWS TO HEIGHT SHOWN ON DEMOLITION ELEVATIONS.
- D33 REMOVE WINDOWS AND PREPARE FOR REPLACEMENT FIXTURES, CASEWORK, WALL BASE, WALL TRIM.
- D35 DEMOLISH ELEVATOR HOISTWAY ENCLOSURE AND ELEVATOR.
- D38 REMOVE FINISH FLOORING IN THIS ROOM.

DISTRICT 99

COMMUNITY HIGH SCHOOL DISTRICT 99

Wight

Wight & Company
wightco.com
2500 North Frontage Road
Darien, IL 60561
P 630.969.7000
F 630.969.7979

NOT FOR CONSTRUCTION

12/02/2019 3:06:45 PM
C:\Users\mcdonald\Documents\025274-42_DCN_Arch_2019_Central_dbs\025274-42_DCN_Arch_2019_Central.dwg
Wight & Co. © Copyright 2019. All rights reserved. No part of these documents may be reproduced, stored, or transmitted in any form or by any means, electronic, mechanical, photocopying, recording, or otherwise, without the prior written consent of Wight & Co.

ISSUED FOR BID - BID GROUP 10 11/19/2019
ISSUED FOR 90% CD - PHASE C 11/01/2019
ISSUED FOR 75% CD - PHASE C 10/14/2019
ISSUED FOR 25% CD - PHASE C 08/30/2019
ISSUED FOR 100% DD - PHASE C 07/12/2019

REV. DATE

MFP IMPLEMENTATION - NORTH

4436 MAIN STREET
DOWNERS GROVE, IL 60515

DEMOLITION PLAN - LEVEL 1 AREA C

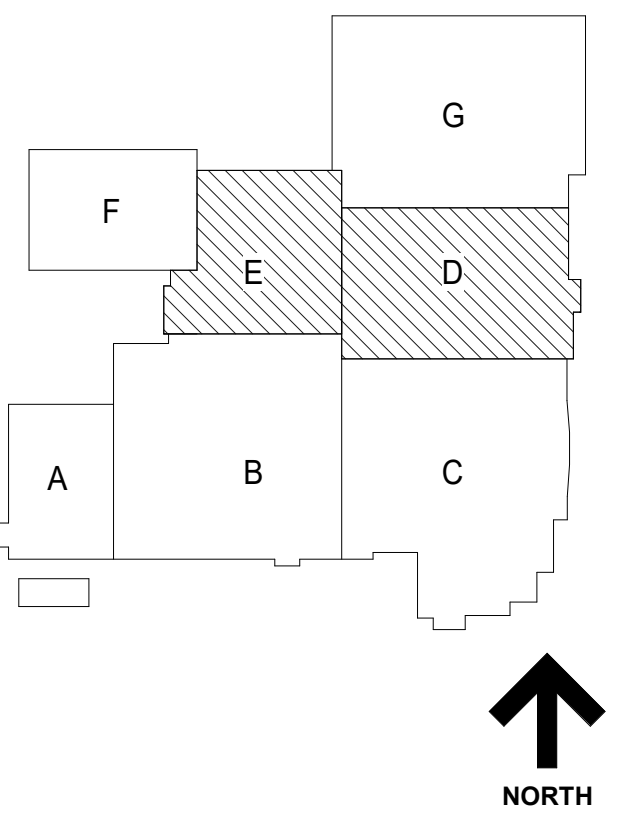
Project Number: 5274-42
Drawn By: Author
Sheet: **AD2.01C**



COMMUNITY HIGH SCHOOL
DISTRICT 99



Wight & Company
wightco.com
2500 North Frontage Road
Darien, IL 60561
P 630.969.7000
F 630.969.7979



GENERAL NOTES

1. ALL UTILITIES SERVING THE DEMOLISHED STRUCTURES (INCLUDING BUT NOT LIMITED TO ELECTRIC, GAS, WATER, SANITARY DRAINAGE, AND STORM DRAINAGE) SHALL BE TERMINATED AS REQUIRED TO FACILITATE THE BUILDING DEMOLITION. ENSURE THAT ALL EXISTING UTILITIES SERVING THE MAIN BUILDING AND EXISTING SITE ARE MAINTAINED THROUGHOUT CONSTRUCTION.
2. MAINTAIN EXCAVATION CLEARANCE AS TO NOT INTERFERE WITH BEARING CONDITIONS OF EXISTING FOOTINGS AND FOUNDATIONS. OR PROVIDE ENGINEERED UNDERPINNING OR SHORING AS NECESSARY TO MAINTAIN BEARING CONDITIONS OF EXISTING FOOTINGS AND FOUNDATIONS.
3. THE SCHOOL BUILDING WILL BE OCCUPIED DURING THE CONSTRUCTION PERIOD. EMERGENCY EXITS FROM THE MAIN BUILDING SHALL BE MAINTAINED. COORDINATE LAYOUT OF CONSTRUCTION FENCING WITH ALL ACCESS ROUTES, DELIVERIES, AND WORKING HOURS WITH THE OWNER.
4. THE CONTRACTOR SHALL REVIEW WITH THE CONSTRUCTION MANAGER. ALL MATERIALS AND EQUIPMENT TO BE REMOVED FROM THE SITE TO DETERMINE WHICH, IF ANY OF THE MATERIALS ARE TO BE RETURNED TO THE OWNER.
5. ANY ASBESTOS CONTAINING MATERIALS ENCOUNTERED SHALL BE REPORTED TO THE CONSTRUCTION MANAGER. IF ANY ASBESTOS REMOVAL IS REQUIRED, THAT WORK SHALL BE PERFORMED BY A LICENSED FIRM SPECIALIZING IN THAT WORK.
6. PERFORM ALL CUTTING AND RESTORATION WORK IN WALLS, ROOFS, AND SURFACES THAT HAVE TO BE REMOVED TO PERMIT DEMOLITION WORK AND MATERIAL REMOVAL TO TAKE PLACE.
7. FOR ALL EXISTING STRUCTURE IDENTIFIED TO BE REMOVED (INCLUDING OPENINGS), PRIOR TO DEMOLITION, COORDINATE REQUIRED REINFORCEMENT OF THE EXISTING STRUCTURE AND REQUIRED SHORING WITH THE STRUCTURAL DRAWINGS.
8. INSTALLING CONTRACTORS SHALL SUBMIT ELEVATED FLOOR PLANS INDICATING ALL FLOOR PENETRATION SIZES AND LOCATIONS FOR STRUCTURAL ENGINEER REVIEW. ENGINEER APPROVAL IS REQUIRED PRIOR TO THE START OF CORING ACTIVITIES. COORDINATE THE TRIMMING OF THE SUBMITTALS ACCORDINGLY. LOCATE AND AVOID DAMAGE TO EXISTING REINFORCEMENT PRIOR TO CORING OR CUTTING.


FLOOR PLAN LEGEND

- WALLS TO REMAIN.
- WALLS TO BE DEMOLISHED. EXISTING WALLS ARE MASONRY CONSTRUCTION UNLESS NOTED OTHERWISE
- DOOR TO REMAIN. REFER DOOR SCHEDULE FOR REQUIRED MODIFICATIONS.
- DOOR TO BE DEMOLISHED.
- COMPLETE INTERIOR DEMO. REMOVE ALL PARTITIONS, FINISH FLOORING, DEVICES, PLUMBING FIXTURES, CASWORK, WALL BASE, WALL TRIM, DOORS, FLOORING, CEILINGS, AND LIGHTING IN PREPARATION FOR NEW BUILD-OUT OF THIS AREA
- DEMO ENTIRE BUILDING
- HATCH DENOTES UNEXCAVATED / EXISTING TO REMAIN, UNO

DEMOLITION KEY NOTES

- D02 REMOVE DOOR AND PREPARE OPENING FOR NEW WALL INFILL AS INDICATED ON THE NEW WORK PLANS.
- D03 NEW OPENING IN EXISTING MASONRY WALL FOR NEW DOOR OR WINDOW. PROVIDE NEW Lintel AS INDICATED ON THE STRUCTURAL DRAWINGS. FOR OPENINGS THAT EXTEND DOWN TO THE EXISTING SLAB, REMOVE PORTION OF EXISTING SLAB TO ALLOW FOR FLOOR LEVELER INSTALLATION FLUSH TO ADJACENT SLABS.
- D15 REMOVE DOOR AND PREPARE OPENING FOR NEW DOOR IN EXISTING OPENING.

ALL WORK ON THIS PAGE TO BE COMPLETED SUMMER 2021 AND HAVE A 2 WEEK DURATION



1 LEVEL 1 DEMOLITION PLAN - AREA D
SCALE: 1/8" = 1'-0"

NOT FOR CONSTRUCTION

ISSUED FOR BID - BID GROUP 10	11.19.2019
ISSUED FOR 90% CD - PHASE C	11.01.2019
ISSUED FOR 75% CD - PHASE C	10.14.2019
ISSUED FOR 25% CD - PHASE C	08.30.2019
REV	DATE

MFP IMPLEMENTATION - NORTH

4436 MAIN STREET
DOWNERS GROVE, IL 60515

DEMOLITION PLAN - LEVEL 1 AREA D

Project Number:
5274-42
Drawn By:
Author
Sheet:

AD2.01D

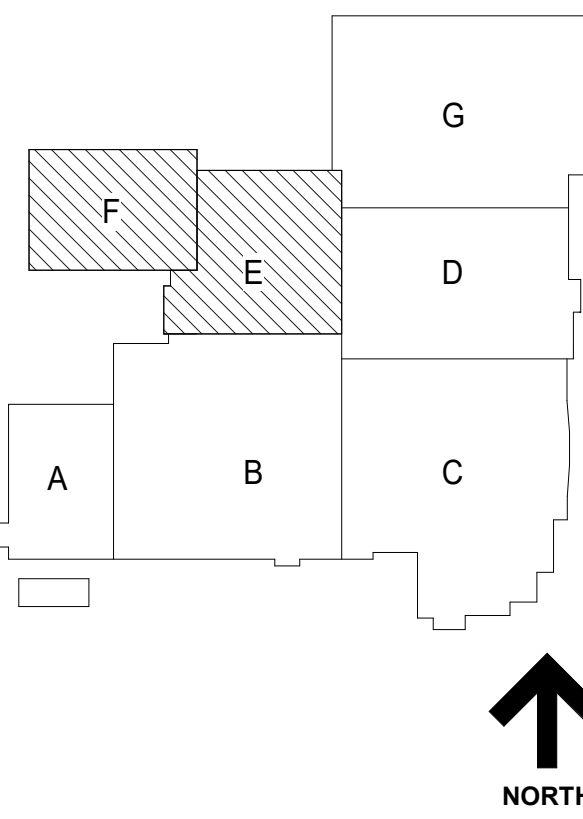
12/02/2019 3:06:51 PM
C:\Users\mcdon\Documents\5274-42_DOC\Arch_2019_Central_dbs\001a.rvt
Wight & Co. © Copyright 2019. All rights reserved. No part of these documents may be reproduced, stored, or transmitted in any form or by any means, electronic, mechanical, photocopying, recording or otherwise, without the prior written consent of Wight & Co.



COMMUNITY HIGH SCHOOL
DISTRICT 99



Wight & Company
wightco.com
2500 North Frontage Road
Darien, IL 60561
P 630.969.7000
F 630.969.7979



GENERAL NOTES

1. ALL UTILITIES SERVING THE DEMOLISHED STRUCTURES (INCLUDING BUT NOT LIMITED TO ELECTRIC, GAS, WATER, SANITARY DRAINAGE, AND STORM DRAINAGE) SHALL BE TERMINATED AS REQUIRED TO FACILITATE THE BUILDING DEMOLITION. ENSURE THAT ALL EXISTING UTILITIES SERVING THE MAIN BUILDING AND EXISTING SITE ARE MAINTAINED THROUGHOUT CONSTRUCTION.
2. MAINTAIN EXCAVATION CLEARANCE AS TO NOT INTERFERE WITH BEARING CONDITIONS OF EXISTING FOOTINGS AND FOUNDATIONS. OR PROVIDE ENGINEERED UNDERPINNING OR SHORING AS NECESSARY TO MAINTAIN BEARING CONDITIONS OF EXISTING FOOTINGS AND FOUNDATIONS.
3. THE SCHOOL BUILDING WILL BE OCCUPIED DURING THE CONSTRUCTION PERIOD. EMERGENCY EXITS FROM THE MAIN BUILDING SHALL BE MAINTAINED. COORDINATE LAYOUT OF CONSTRUCTION FENCING WITH ALL ACCESS ROUTES, DELIVERIES, AND WORKING HOURS WITH THE OWNER.
4. THE CONTRACTOR SHALL REVIEW WITH THE CONSTRUCTION MANAGER. ALL MATERIALS AND EQUIPMENT TO BE REMOVED FROM THE SITE TO DETERMINE WHICH, IF ANY OF THE MATERIALS ARE TO BE RETURNED TO THE OWNER.
5. ANY ASBESTOS CONTAINING MATERIALS ENCOUNTERED SHALL BE REPORTED TO THE CONSTRUCTION MANAGER. IF ANY ASBESTOS REMOVAL IS REQUIRED, THAT WORK SHALL BE PERFORMED BY A LICENSED FIRM SPECIALIZING IN THAT WORK.
6. PERFORM ALL CUTTING AND RESTORATION WORK IN WALLS, ROOFS, AND SURFACES THAT HAVE TO BE REMOVED TO PERMIT DEMOLITION WORK AND MATERIAL REMOVAL TO TAKE PLACE.
7. FOR ALL EXISTING STRUCTURE IDENTIFIED TO BE REMOVED (INCLUDING OPENINGS), PRIOR TO DEMOLITION, COORDINATE REQUIRED REINFORCEMENT OF THE EXISTING STRUCTURE AND REQUIRED SHORING WITH THE STRUCTURAL DRAWINGS.
8. INSTALLING CONTRACTORS SHALL SUBMIT ELEVATED FLOOR PLANS INDICATING ALL FLOOR PENETRATION SIZES AND LOCATIONS FOR STRUCTURAL ENGINEER REVIEW. ENGINEER APPROVAL IS REQUIRED PRIOR TO THE START OF CORING ACTIVITIES. COORDINATE THE TIMING OF THE SUBMITTAL. ACCORDINGLY, LOCATE AND AVOID DAMAGE TO EXISTING REINFORCEMENT PRIOR TO CORING OR CUTTING.

FLOOR PLAN LEGEND

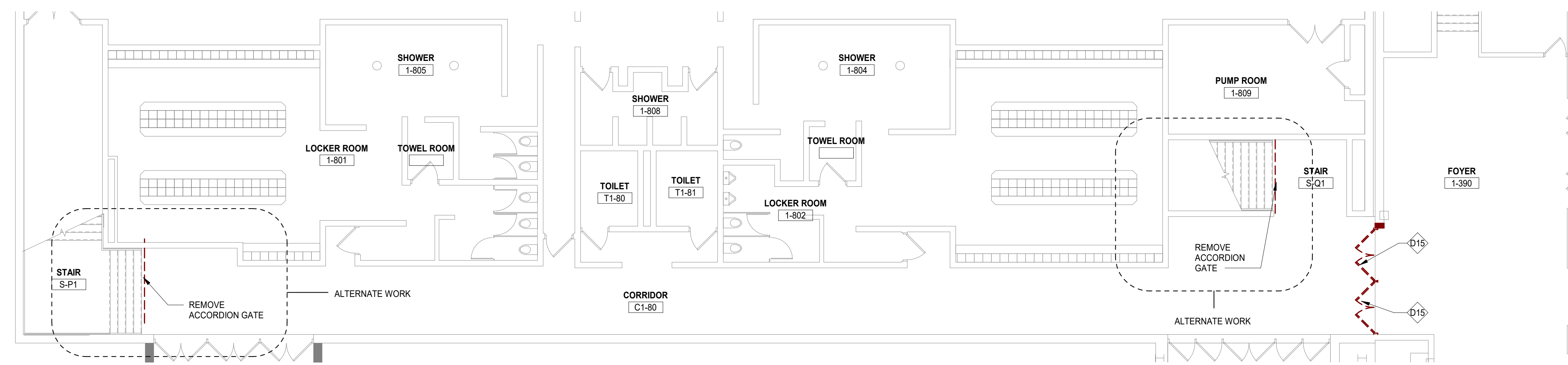
- WALLS TO REMAIN.
- WALLS TO BE DEMOLISHED. EXISTING WALLS ARE MASONRY CONSTRUCTION UNLESS NOTED OTHERWISE.
- DOOR TO REMAIN. REFER DOOR SCHEDULE FOR REQUIRED MODIFICATIONS.
- DOOR TO BE DEMOLISHED.
- COMPLETE INTERIOR DEMO. REMOVE ALL PARTITIONS, FINISH FLOORING, DEVICES, PLUMBING FIXTURES, CASERWORK, WALL BASE, WALL TRIM, DOORS, FLOORING, CEILINGS, AND LIGHTING IN PREPARATION FOR NEW BUILD-OUT OF THIS AREA.
- DEMO ENTIRE BUILDING
- HATCH DENOTES UNEXCAVATED / EXISTING TO REMAIN, UNO

DEMOLITION KEY NOTES

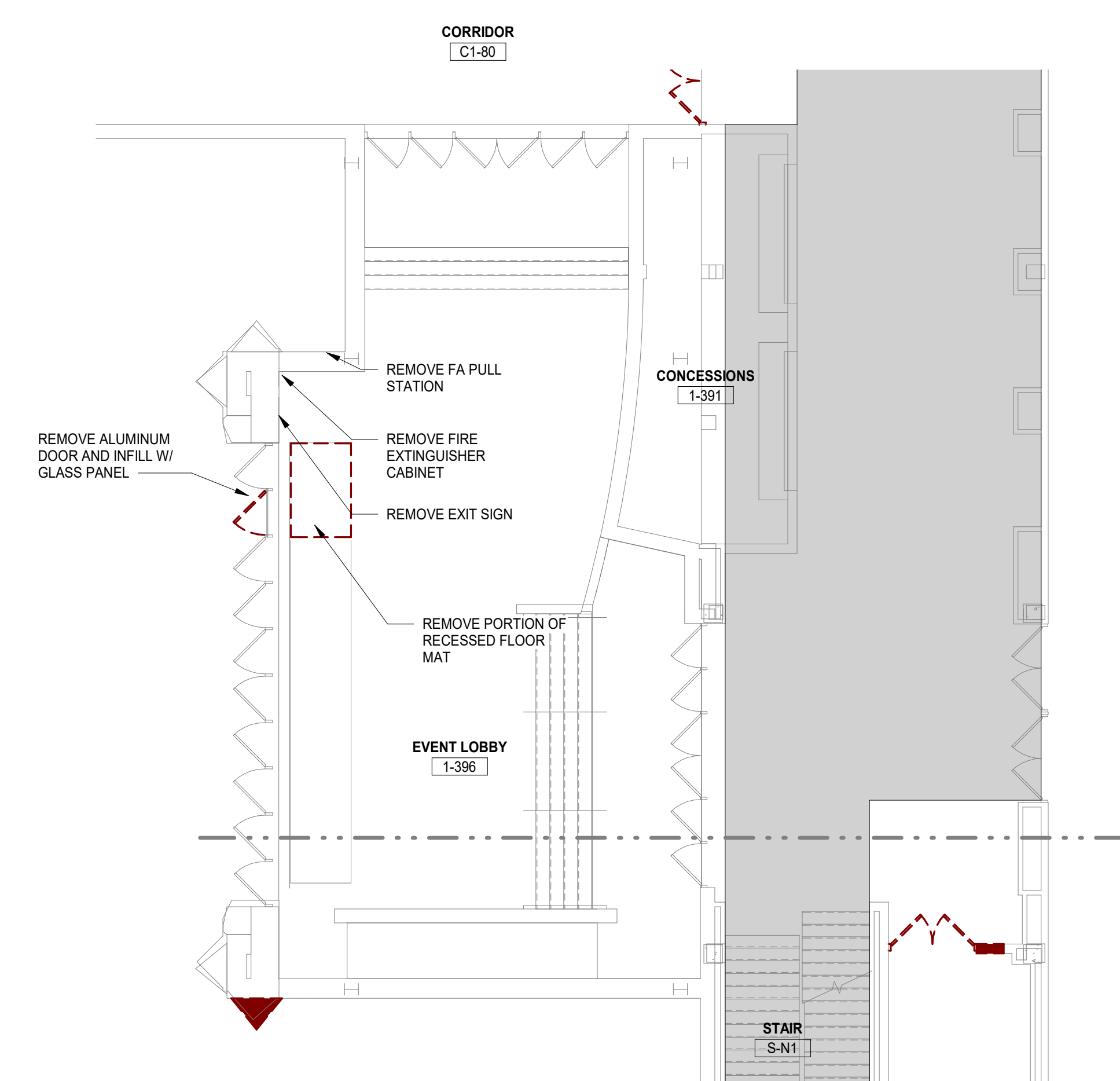
- D15 REMOVE DOOR AND PREPARE OPENING FOR NEW DOOR IN EXISTING OPENING.

ALL DEMOLITION WORK ON THIS PAGE TO BE COMPLETED WITH CAFETERIA DEMOLITION ON 5-27-20 THRU 6-11-20.

PRICING FOR ALTERNATE WORK ON THIS PAGE SHOULD BE PLACED ON BID FORM UNDER ALTERNATE #1



1 LEVEL 1 DEMO - AREA F
SCALE: 1/8" = 1'-0"



2 LEVEL 1 DEMOLITION PLAN - AREA D
SCALE: 1/8" = 1'-0"

NOT FOR CONSTRUCTION

ISSUED FOR BID - BID GROUP 10	11.19.2019
ISSUED FOR 90% CD - PHASE C	11.01.2019
ISSUED FOR 75% CD - PHASE C	10.14.2019
ISSUED FOR 25% CD - PHASE C	08.30.2019
REV	DATE

MFP IMPLEMENTATION - NORTH

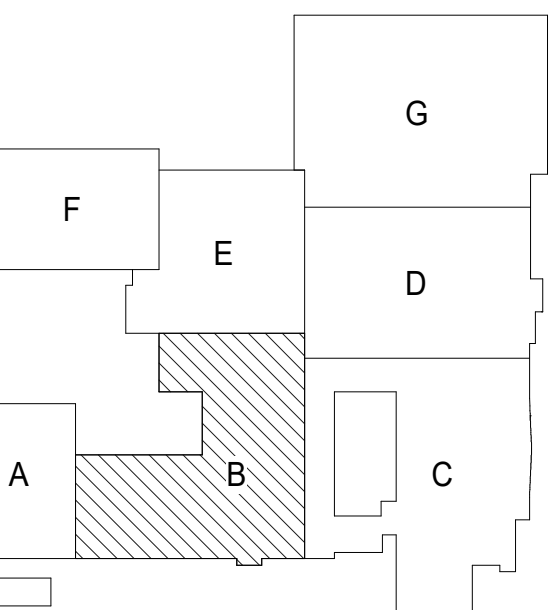
4436 MAIN STREET
DOWNERS GROVE, IL 60515

DEMOLITION PLAN - LEVEL 1 AREA E & F

Project Number:
5274-42
Drawn By:
Author
Sheet:

AD2.01E

10/10/2019 3:06:48 PM
C:\Users\mcdon\Documents\5274-42_DOC\Arch_2019_Central_demos\01.vrt
Wight & Co. © Copyright 2019. All rights reserved. No part of these documents may be reproduced, stored, or transmitted in any form or by any means, electronic, mechanical, photocopying, recording or otherwise, without the prior written consent of Wight & Co.



NOTE: THIS SHEET TO BE VIEWED IN COLOR FOR FULL UNDERSTANDING OF SCOPE OF WORK

GENERAL NOTES

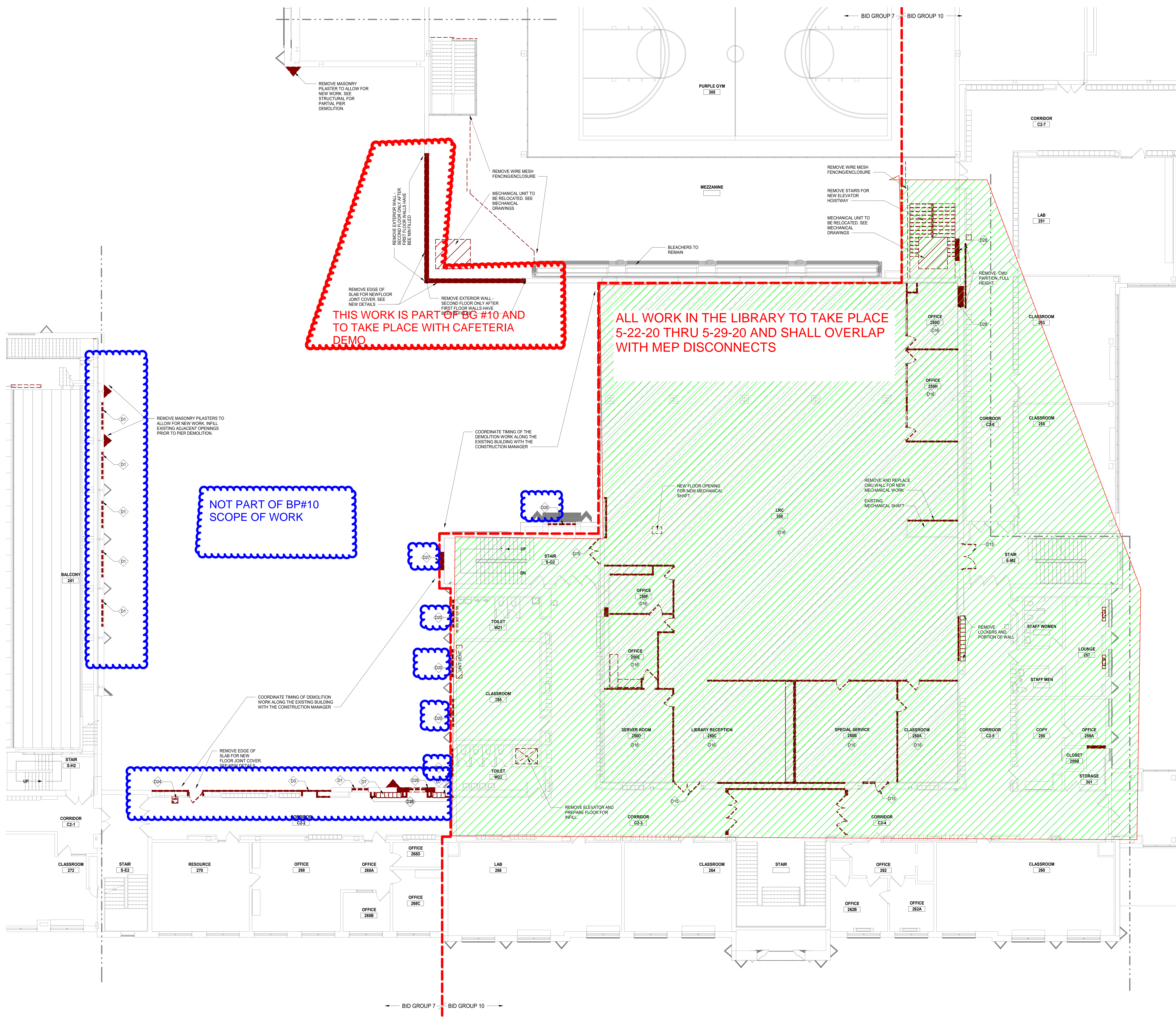
1. ALL UTILITIES SERVING THE DEMOLISHED STRUCTURES (INCLUDING BUT NOT LIMITED TO ELECTRIC, GAS, WATER, SANITARY DRAINAGE, AND STORM DRAINAGE) SHALL BE TERMINATED AS REQUIRED TO FACILITATE THE BUILDING DEMOLITION. ENSURE THAT ALL EXISTING UTILITIES SERVING THE MAIN BUILDING AND EXISTING SITE ARE MAINTAINED THROUGHOUT CONSTRUCTION.
2. MAINTAIN EXCAVATION CLEARANCE AS TO NOT INTERFERE WITH BEARING CONDITIONS OF EXISTING FOOTINGS AND FOUNDATIONS. OR PROVIDE ENGINEER'S UNDERPINNING OR SHORING AS NECESSARY TO MAINTAIN BEARING CONDITIONS OF EXISTING FOOTINGS AND FOUNDATIONS.
3. THE SCHOOL BUILDING WILL BE OCCUPIED DURING THE CONSTRUCTION PERIOD. EMERGENCY EXITS FROM THE MAIN BUILDING SHALL BE MAINTAINED. COORDINATE LAYOUT OF CONSTRUCTION FENCING WITH ALL ACCESS ROUTES, DELIVERIES, AND WORKING HOURS WITH THE OWNER.
4. THE CONTRACTOR SHALL REVIEW WITH THE CONSTRUCTION MANAGER ALL MATERIALS AND EQUIPMENT TO BE REMOVED FROM THE SITE TO DETERMINE WHICH, IF ANY OF THE MATERIALS ARE TO BE RETURNED TO THE OWNER.
5. ANY ASBESTOS CONTAINING MATERIALS ENCOUNTERED SHALL BE REPORTED TO THE CONSTRUCTION MANAGER. IF ANY ASBESTOS REMOVAL IS REQUIRED, THAT WORK SHALL BE PERFORMED BY A LICENSED FIRM SPECIALIZING IN THAT WORK.
6. PERFORM ALL CUTTING AND RESTORATION WORK IN WALLS, ROOFS, AND SURFACES THAT HAVE TO BE REMOVED TO PERMIT DEMOLITION WORK AND MATERIAL REMOVAL TO TAKE PLACE.
7. FOR ALL EXISTING STRUCTURE IDENTIFIED TO BE REMOVED (INCLUDING OPENINGS), PRIOR TO DEMOLITION, COORDINATE REQUIRED REINFORCEMENT OF THE EXISTING STRUCTURE AND REQUIRED SHORING WITH THE STRUCTURAL DRAWINGS.
8. INSTALLING CONTRACTORS SHALL SUBMIT ELEVATED FLOOR PLANS INDICATING ALL FLOOR PENETRATION SIZES AND LOCATIONS FOR STRUCTURAL ENGINEER REVIEW. ENGINEER APPROVAL IS REQUIRED PRIOR TO THE START OF CORING ACTIVITIES. COORDINATE THE TIMING OF THE SUBMITTAL ACCORDINGLY. LOCATE AND AVOID DAMAGE TO EXISTING REINFORCEMENT PRIOR TO CORING OR CUTTING.

FLOOR PLAN LEGEND

- WALLS TO REMAIN.
- WALLS TO BE DEMOLISHED. EXISTING WALLS ARE MASONRY CONSTRUCTION UNLESS NOTED OTHERWISE
- DOOR TO REMAIN. REFER DOOR SCHEDULE FOR REQUIRED MODIFICATIONS.
- DOOR TO BE DEMOLISHED.
- COMPLETE INTERIOR DEMO. REMOVE ALL PARTITIONS, FINISH FLOORING, DEVICES, PLUMBING FIXTURES, CASERWORK, WALL BASE, WALL TRIM, DOORS, FLOORING, CEILING, AND LIGHTING IN PREPARATION FOR NEW BUILD-OUT OF THIS AREA
- DEMO ENTIRE BUILDING
- HATCH DENOTES UNEXCAVATED / EXISTING TO REMAIN, UNO

DEMOLITION KEY NOTES

- D1 REMOVE WINDOW AND PREPARE OPENING FOR NEW WALL INFILL AS INDICATED ON THE NEW WORK PLANS.
- D3 NEW OPENING IN EXISTING MASONRY WALL FOR NEW DOOR OR WINDOW. PROVIDE NEW LITEL AS INDICATED ON THE STRUCTURAL DRAWINGS. FOR OPENINGS THAT EXTEND DOWN TO THE EXISTING SLAB, REMOVE PORTION OF EXISTING SLAB TO ALLOW FOR FLOOR LEVELER INSTALLATION FLUSH TO ADJACENT SLABS.
- D7 REMOVE AND SALVAGE METAL LOCKERS
- D15 REMOVE DOOR AND PREPARE OPENING FOR NEW DOOR IN EXISTING OPENING.
- D16 REMOVE EXISTING FLOORING AND UNDERLAYMENT DOWN TO STRUCTURAL SLAB.
- D20 REMOVE WINDOW AND PREPARE OPENING FOR NEW WINDOW IN EXISTING OPENING.
- D24 REMOVE PLUMBING FIXTURE. SEE PLUMBING DRAWINGS.
- D26 SALVAGE EXISTING INTERIOR BRICK AND SOLDER COURSE BRICK AT BASE FOR CORRIDOR INFILL LOCATIONS
- D27 REMOVE MASONRY INFILL OF EXISTING WINDOW OPENINGS AND PREPARE FOR NEW WINDOWS
- D28 NEW OPENING IN LOAD-BEARING WALL. SEE STRUCTURAL DRAWINGS
- D39 STAIR RAILING MODIFICATIONS. SEE SHEET A6.1



REMOVE MASONRY PLASTER TO ALLOW FOR NEW WORK. SEE STRUCTURAL FOR PARTIAL PIER DEMOLITION.

THIS WORK IS PART OF BP #10 AND TO TAKE PLACE WITH CAFETERIA DEMO

ALL WORK IN THE LIBRARY TO TAKE PLACE 5-22-20 THRU 5-29-20 AND SHALL OVERLAP WITH MEP DISCONNECTS

NOT PART OF BP#10 SCOPE OF WORK

12/02/2019 3:07:11 PM C:\Users\dsd\Documents\025274-42_DOC\Arch_2019_Central_dbs\025274-42.docx Wight & Co. © Copyright 2019. All rights reserved. No part of these documents may be reproduced, stored, or transmitted in any form or by any means, electronic, mechanical, photocopying, recording, or otherwise, without the prior written consent of Wight & Co.

ISSUED FOR BID - BID GROUP 10	11.19.2019
ISSUED FOR 90% CD - PHASE C	11.01.2019
ISSUED FOR 75% CD - PHASE C	10.14.2019
ISSUED FOR 25% CD - PHASE C	08.30.2019
DOC MOD 13	08.02.2019
ISSUED FOR CONSTRUCTION - PHASE B	07.26.2019

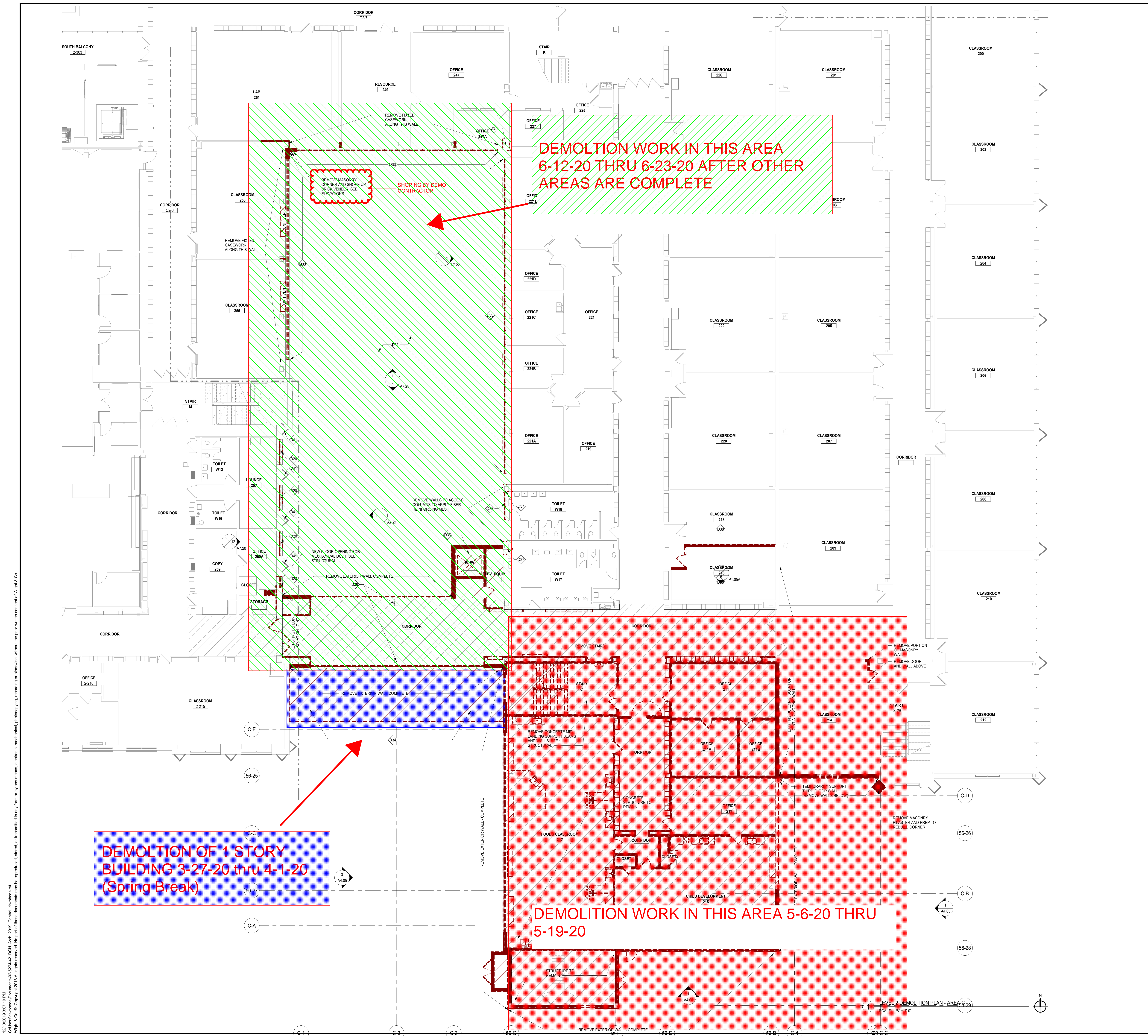
MFP IMPLEMENTATION - NORTH

4436 MAIN STREET
DOWNERS GROVE, IL 60515

DEMOLITION PLAN - LEVEL 2 AREA B (PHASE B)

Project Number: 5274-42
Drawn By: DS
Sheet:

AD2.02B.b



GENERAL NOTES

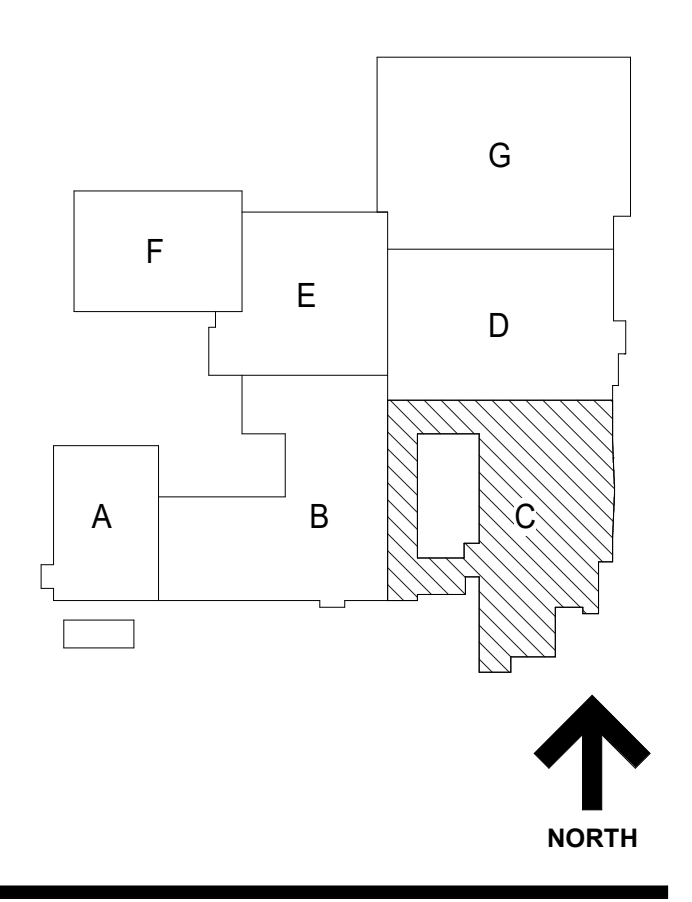
1. ALL UTILITIES SERVING THE DEMOLISHED STRUCTURES (INCLUDING BUT NOT LIMITED TO ELECTRIC, GAS, WATER, SANITARY DRAINAGE, AND STORM DRAINAGE) SHALL BE TERMINATED AS REQUIRED TO FACILITATE THE BUILDING DEMOLITION. ENSURE THAT ALL EXISTING UTILITIES SERVING THE MAIN BUILDING AND EXISTING SITE ARE MAINTAINED THROUGHOUT CONSTRUCTION.
2. MAINTAIN EXCAVATION CLEARANCE AS TO NOT INTERFERE WITH BEARING CONDITIONS OF EXISTING FOOTINGS AND FOUNDATIONS. OR PROVIDE ENGINEERED UNDERPINNING OR SHORING AS NECESSARY TO MAINTAIN BEARING CONDITIONS OF EXISTING FOOTINGS AND FOUNDATIONS.
3. THE SCHOOL BUILDING WILL BE OCCUPIED DURING THE CONSTRUCTION PERIOD. EMERGENCY EXITS FROM THE MAIN BUILDING SHALL BE MAINTAINED. COORDINATE LAYOUT OF CONSTRUCTION FENCING WITH ALL ACCESS ROUTES, DELIVERIES, AND WORKING HOURS WITH THE OWNER.
4. THE CONTRACTOR SHALL REVIEW WITH THE CONSTRUCTION MANAGER. ALL MATERIALS AND EQUIPMENT TO BE REMOVED FROM THE SITE TO DETERMINE WHICH, IF ANY OF THE MATERIALS ARE TO BE RETURNED TO THE OWNER.
5. ANY ASBESTOS CONTAINING MATERIALS ENCOUNTERED SHALL BE REPORTED TO THE CONSTRUCTION MANAGER. IF ANY ASBESTOS REMOVAL IS REQUIRED, THAT WORK SHALL BE PERFORMED BY A LICENSED FIRM SPECIALIZING IN THAT WORK.
6. PERFORM ALL CUTTING AND RESTORATION WORK IN WALLS, ROOFS, AND SURFACES THAT HAVE TO BE REMOVED TO PERMIT DEMOLITION WORK AND MATERIAL REMOVAL TO TAKE PLACE.
7. FOR ALL EXISTING STRUCTURE IDENTIFIED TO BE REMOVED (INCLUDING OPENINGS), PRIOR TO DEMOLITION, COORDINATE REQUIRED REINFORCEMENT OF THE EXISTING STRUCTURE AND REQUIRED SHORING WITH THE STRUCTURAL DRAWINGS.
8. INSTALLING CONTRACTORS SHALL SUBMIT ELEVATED FLOOR PLANS INDICATING ALL FLOOR PENETRATION SIZES AND LOCATIONS FOR STRUCTURAL ENGINEER REVIEW. ENGINEER APPROVAL IS REQUIRED PRIOR TO THE START OF CORING ACTIVITIES. COORDINATE THE TIMING OF THE SUBMITTAL ACCORDINGLY. LOCATE AND AVOID DAMAGE TO EXISTING REINFORCEMENT PRIOR TO CORING OR CUTTING.

FLOOR PLAN LEGEND

- WALLS TO REMAIN.
- WALLS TO BE DEMOLISHED. EXISTING WALLS ARE MASONRY CONSTRUCTION UNLESS NOTED OTHERWISE.
- DOOR TO REMAIN. REFER DOOR SCHEDULE FOR REQUIRED MODIFICATIONS.
- DOOR TO BE DEMOLISHED.
- COMPLETE INTERIOR DEMO. REMOVE ALL PARTITIONS, FINISH FLOORING, DEVICES, PLUMBING FIXTURES, CASEWORK, WALL BASE, WALL TRIM, DOORS, FLOORING, CEILING, AND LIGHTING IN PREPARATION FOR NEW BUILD-OUT OF THIS AREA.
- DEMO ENTIRE BUILDING.
- HATCH DENOTES UNEXCAVATED / EXISTING TO REMAIN, UNO.

DEMOLITION KEY NOTES

- D20 REMOVE WINDOW AND PREPARE OPENING FOR NEW WINDOW IN EXISTING OPENING.
- D31 REFER TO INTERIOR ELEVATIONS FOR EXTENT OF COURTYARD DEMOLITION.
- D32 REMOVE WINDOWS AND PREPARE FOR REPLACEMENT.
- D34 DEMOLISH SINGLE STORY ELECTRICAL/MECHANICAL ROOM.
- D35 DEMOLISH ELEVATOR HOISTWAY ENCLOSURE AND ELEVATOR.
- D36 ELEVATED SLAB/WALKWAY AND SUPPORT STRUCTURE TO REMAIN.
- D37 EXISTING CONCRETE COLUMN AT THIS FLOOR LEVEL TO RECEIVE STRUCTURAL FIBER REINFORCING. REMOVE AND REPLACE WALLS, CASEWORK AND CEILING AS REQUIRED TO APPLY REINFORCING. SEE STRUCTURAL DRAWINGS.
- D38 REMOVE FINISH FLOORING IN THIS ROOM.
- D41 REMOVE PORTION OF MASONRY PER TO INSTALL NEW STEEL COLUMN AND CONCRETE BASE.



NOT FOR CONSTRUCTION

REV	ISSUED FOR BID - BID GROUP 10	11.19.2019
	ISSUED FOR 90% CD - PHASE C	11.01.2019
	ISSUED FOR 75% CD - PHASE C	10.14.2019
	ISSUED FOR 25% CD - PHASE C	08.30.2019
	ISSUED FOR 100% CD - PHASE C	07.12.2019
	ISSUE	DATE

MFP IMPLEMENTATION - NORTH

4436 MAIN STREET
DOWNERS GROVE, IL 60515

DEMOLITION PLAN - LEVEL 2 AREA C

Project Number:
5274-42
Drawn By:
Author
Sheet:

AD2.02C

12/10/2019 3:02:49 PM
C:\Users\mcdonald\Documents\5274-42_DCN_Arch_2019_Central_demos\ad2.vrt
Wight & Co. © Copyright 2019. All rights reserved. No part of these documents may be reproduced, stored, or transmitted in any form or by any means, electronic, mechanical, photocopying, recording, or otherwise, without the prior written consent of Wight & Co.

ALL WORK ON THIS PAGE IS AN ALTERNATE AND PRICING SHALL BE PLACED ON BID FORM UNDER ALTERNATE #2

GENERAL NOTES

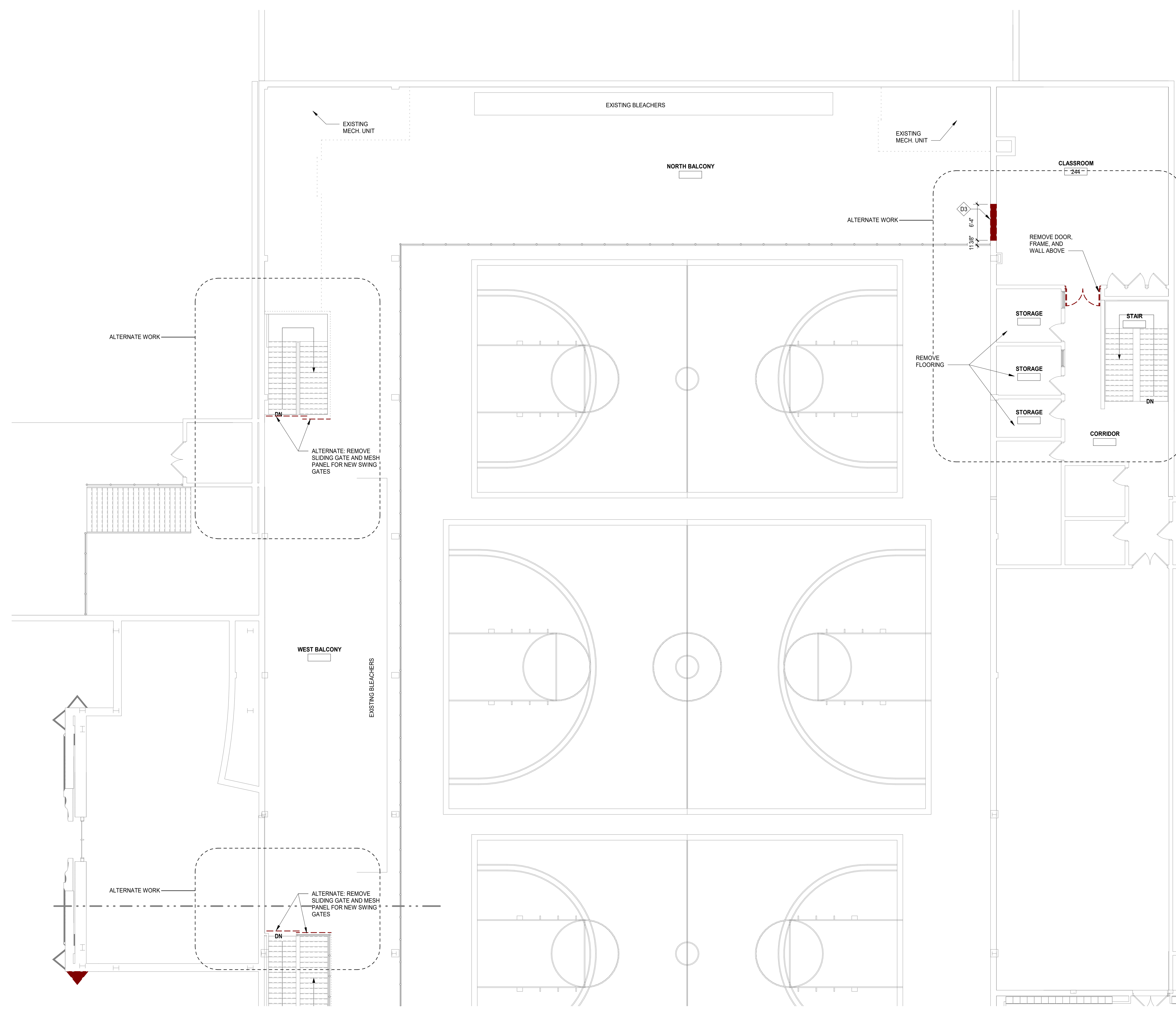
1. ALL UTILITIES SERVING THE DEMOLISHED STRUCTURES (INCLUDING BUT NOT LIMITED TO ELECTRIC, GAS, WATER, SANITARY DRAINAGE, AND STORM DRAINAGE) SHALL BE TERMINATED AS REQUIRED TO FACILITATE THE BUILDING DEMOLITION. ENSURE THAT ALL EXISTING UTILITIES SERVING THE MAIN BUILDING AND EXISTING SITE ARE MAINTAINED THROUGHOUT CONSTRUCTION.
2. MAINTAIN EXCAVATION CLEARANCE AS TO NOT INTERFERE WITH BEARING CONDITIONS OF EXISTING FOOTINGS AND FOUNDATIONS. OR PROVIDE ENGINEERED UNDERPINNING OR SHORING AS NECESSARY TO MAINTAIN BEARING CONDITIONS OF EXISTING FOOTINGS AND FOUNDATIONS.
3. THE SCHOOL BUILDING WILL BE OCCUPIED DURING THE CONSTRUCTION PERIOD. EMERGENCY EXITS FROM THE MAIN BUILDING SHALL BE MAINTAINED. COORDINATE LAYOUT OF CONSTRUCTION FENCING WITH ALL ACCESS ROUTES, DELIVERIES, AND WORKING HOURS WITH THE OWNER.
4. THE CONTRACTOR SHALL REVIEW WITH THE CONSTRUCTION MANAGER. ALL MATERIALS AND EQUIPMENT TO BE REMOVED FROM THE SITE TO DETERMINE WHICH, IF ANY OF THE MATERIALS ARE TO BE RETURNED TO THE OWNER.
5. ANY ASBESTOS CONTAINING MATERIALS ENCOUNTERED SHALL BE REPORTED TO THE CONSTRUCTION MANAGER. IF ANY ASBESTOS REMOVAL IS REQUIRED, THAT WORK SHALL BE PERFORMED BY A LICENSED FIRM SPECIALIZING IN THAT WORK.
6. PERFORM ALL CUTTING AND RESTORATION WORK IN WALLS, ROOFS, AND SURFACES THAT HAVE TO BE REMOVED TO PERMIT DEMOLITION WORK AND MATERIAL REMOVAL TO TAKE PLACE.
7. FOR ALL EXISTING STRUCTURE IDENTIFIED TO BE REMOVED (INCLUDING OPENINGS), PRIOR TO DEMOLITION, COORDINATE REQUIRED REINFORCEMENT OF THE EXISTING STRUCTURE AND REQUIRED SHORING WITH THE STRUCTURAL DRAWINGS.
8. INSTALLING CONTRACTORS SHALL SUBMIT ELEVATED FLOOR PLANS INDICATING ALL FLOOR PENETRATION SIZES AND LOCATIONS FOR STRUCTURAL ENGINEER REVIEW. ENGINEER APPROVAL IS REQUIRED PRIOR TO THE START OF CORING ACTIVITIES. COORDINATE THE TRIM OF THE SUBMITTAL ACCORDINGLY. LOCATE AND AVOID DAMAGE TO EXISTING REINFORCEMENT PRIOR TO CORING OR CUTTING.

FLOOR PLAN LEGEND

- WALLS TO REMAIN.
- WALLS TO BE DEMOLISHED. EXISTING WALLS ARE MASONRY CONSTRUCTION UNLESS NOTED OTHERWISE.
- DOOR TO REMAIN. REFER DOOR SCHEDULE FOR REQUIRED MODIFICATIONS.
- DOOR TO BE DEMOLISHED.
- COMPLETE INTERIOR DEMO. REMOVE ALL PARTITIONS, FINISH FLOORING, DEVICES, PLUMBING FIXTURES, CASEROOM, WALL BASE, WALL TRIM, DOORS, FLOORING, CEILINGS, AND LIGHTING IN PREPARATION FOR NEW BUILD-OUT OF THIS AREA.
- DEMO ENTIRE BUILDING.
- HATCH DENOTES UNEXCAVATED / EXISTING TO REMAIN, UNO.

DEMOLITION KEY NOTES

- DS NEW OPENING IN EXISTING MASONRY WALL FOR NEW DOOR OR WINDOW. PROVIDE NEW UNITS AS INDICATED ON THE STRUCTURAL DRAWINGS FOR OPENINGS THAT EXTEND DOWN TO THE EXISTING SLAB. REMOVE PORTION OF EXISTING SLAB TO ALLOW FOR FLOOR LEVELER INSTALLATION FLUSH TO ADJACENT SLABS.



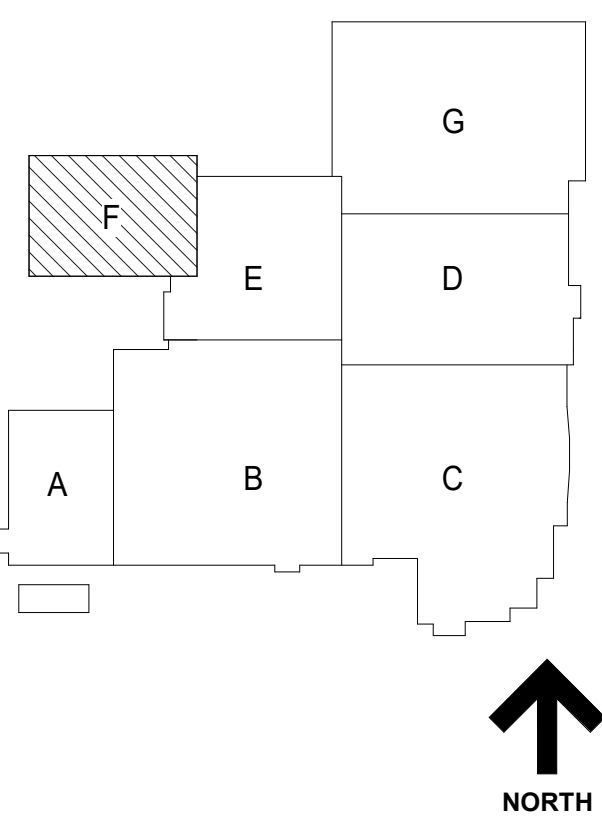
1 LEVEL 2 DEMO - AREA E
SCALE: 1/8" = 1'-0"



COMMUNITY HIGH SCHOOL
DISTRICT 99



Wight & Company
wightco.com
2500 North Frontage Road
Darien, IL 60561
P 630.969.7000
F 630.969.7979



NOT FOR CONSTRUCTION

REV	ISSUE	DATE
ISSUED FOR BID - BID GROUP 10		11.19.2019
ISSUED FOR 90% CD - PHASE C		11.01.2019
ISSUED FOR 75% CD - PHASE C		10.14.2019
ISSUED FOR 25% CD - PHASE C		08.30.2019
ISSUED FOR CONSTRUCTION - PHASE B		07.26.2019

MFP IMPLEMENTATION - NORTH

4436 MAIN STREET
DOWNERS GROVE, IL 60515

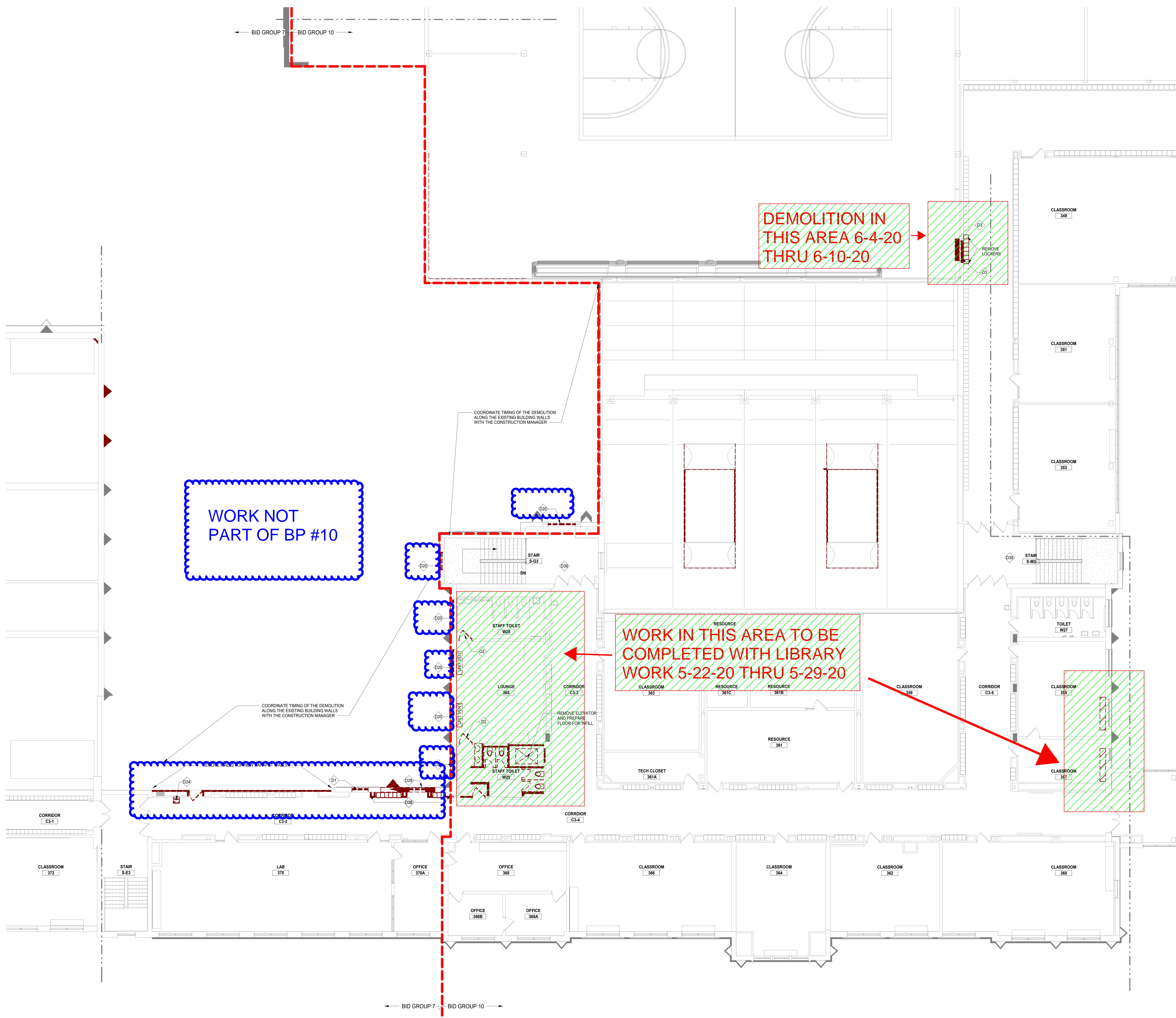
DEMOLITION PLAN - LEVEL 2 AREA E

Project Number:
5274-42
Drawn By:
Author
Sheet:

AD2.02E

12/10/2019 3:02:28 PM
C:\Users\dwadon\Documents\5274-42_DCN_Arch_2019_Central_dwb\001.vrt
Wight & Co. © Copyright 2019. All rights reserved. No part of these documents may be reproduced, stored, or transmitted in any form or by any means, electronic, mechanical, photocopying, recording or otherwise, without the prior written consent of Wight & Co.

10/10/2019 3:07:08 PM
 C:\Users\dsd\Documents\025274-42_DOC\Arch_2019_Central_dsv\025274-42.dwg
 Wight & Co. © Copyright 2019. All rights reserved. No part of these documents may be reproduced, stored, or transmitted in any form or by any means, electronic, mechanical, photocopying, recording, or otherwise, without the prior written consent of Wight & Co.



GENERAL NOTES

1. ALL UTILITIES SERVING THE DEMOLISHED STRUCTURES (INCLUDING BUT NOT LIMITED TO ELECTRIC, GAS, WATER, SANITARY DRAINAGE, AND STORM DRAINAGE) SHALL BE TERMINATED AS REQUIRED TO FACILITATE THE BUILDING DEMOLITION. ENSURE THAT ALL EXISTING UTILITIES SERVING THE MAIN BUILDING AND EXISTING SITE ARE MAINTAINED THROUGHOUT CONSTRUCTION.
2. MAINTAIN EXCAVATION CLEARANCE AS TO NOT INTERFERE WITH BEARING CONDITIONS OF EXISTING FOOTINGS AND FOUNDATIONS. OR PROVIDE ENGINEERED UNDERPINNING OR SHORING AS NECESSARY TO MAINTAIN BEARING CONDITIONS OF EXISTING FOOTINGS AND FOUNDATIONS.
3. THE SCHOOL BUILDING WILL BE OCCUPIED DURING THE CONSTRUCTION PERIOD. EMERGENCY EXITS FROM THE MAIN BUILDING SHALL BE MAINTAINED. COORDINATE LAYOUT OF CONSTRUCTION FENCING WITH ALL ACCESS ROUTES, DELIVERIES, AND WORKING HOURS WITH THE OWNER.
4. THE CONTRACTOR SHALL REVIEW WITH THE CONSTRUCTION MANAGER ALL MATERIALS AND EQUIPMENT TO BE REMOVED FROM THE SITE TO DETERMINE WHICH, IF ANY OF THE MATERIALS ARE TO BE RETURNED TO THE OWNER.
5. ANY ASBESTOS CONTAINING MATERIALS ENCOUNTERED SHALL BE REPORTED TO THE CONSTRUCTION MANAGER. IF ANY ASBESTOS REMOVAL IS REQUIRED, THAT WORK SHALL BE PERFORMED BY A LICENSED FIRM SPECIALIZING IN THAT WORK.
6. PERFORM ALL CUTTING AND RESTORATION WORK IN WALLS, ROOFS, AND SURFACES THAT HAVE TO BE REMOVED TO PERMIT DEMOLITION WORK AND MATERIAL REMOVAL TO TAKE PLACE.
7. FOR ALL EXISTING STRUCTURE IDENTIFIED TO BE REMOVED (INCLUDING OPENINGS), PRIOR TO DEMOLITION, COORDINATE REQUIRED REINFORCEMENT OF THE EXISTING STRUCTURE AND REQUIRED SHORING WITH THE STRUCTURAL DRAWINGS.
8. INSTALLING CONTRACTORS SHALL SUBMIT ELEVATED FLOOR PLANS INDICATING ALL FLOOR PENETRATION SIZES AND LOCATIONS FOR STRUCTURAL ENGINEER REVIEW. ENGINEER APPROVAL IS REQUIRED PRIOR TO THE START OF CORING ACTIVITIES. COORDINATE THE TIMING OF THE SUBMITTAL ACCORDINGLY. LOCATE AND AVOID DAMAGE TO EXISTING REINFORCEMENT PRIOR TO CORING OR CUTTING.

FLOOR PLAN LEGEND

- WALLS TO REMAIN.
- WALLS TO BE DEMOLISHED. EXISTING WALLS ARE MASONRY CONSTRUCTION UNLESS NOTED OTHERWISE.
- DOOR TO REMAIN. REFER DOOR SCHEDULE FOR REQUIRED MODIFICATIONS.
- DOOR TO BE DEMOLISHED.
- COMPLETE INTERIOR DEMO. REMOVE ALL PARTITIONS, FINISH FLOORING, DEVICES, PLUMBING FIXTURES, CASEROOM, WALL BASE, WALL TRIM, DOORS, FLOORING, CEILING, AND LIGHTING IN PREPARATION FOR NEW BUILD-OUT OF THIS AREA.
- DEMO ENTIRE BUILDING.
- HATCH DENOTES UNEXCAVATED / EXISTING TO REMAIN, UNO.

DEMOLITION KEY NOTES

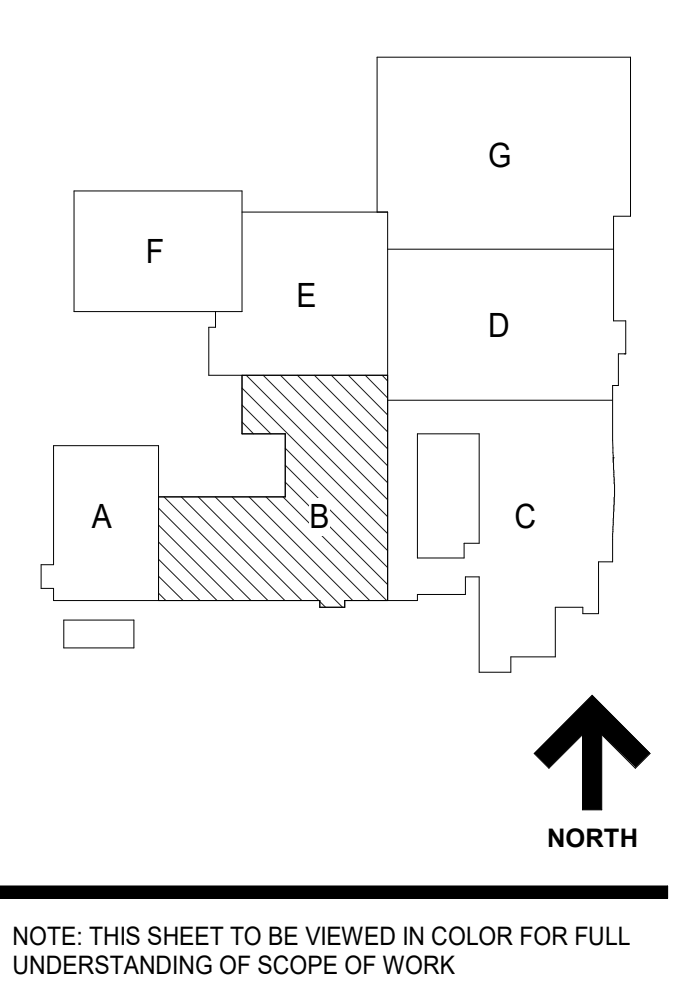
- D01 REMOVE WINDOW AND PREPARE OPENING FOR NEW WALL INFILL AS INDICATED ON THE NEW WORK PLANS.
- D02 REMOVE DOOR AND PREPARE OPENING FOR NEW WALL INFILL AS INDICATED ON THE NEW WORK PLANS.
- D03 NEW OPENING IN EXISTING MASONRY WALL FOR NEW DOOR OR WINDOW. PROVIDE NEW LATEL AS INDICATED ON THE STRUCTURAL DRAWINGS. FOR OPENINGS THAT EXTEND DOWN TO THE EXISTING SLAB, REMOVE PORTION OF EXISTING SLAB TO ALLOW FOR FLOOR LEVELER INSTALLATION FLUSH TO ADJACENT SLABS.
- D20 REMOVE WINDOW AND PREPARE OPENING FOR NEW WINDOW IN EXISTING OPENING.
- D24 REMOVE PLUMBING FIXTURE. SEE PLUMBING DRAWINGS.
- D26 SALVAGE EXISTING INTERIOR BRICK AND SOLDIER COURSE BRICK AT BASE FOR CORRIDOR INFILL LOCATIONS.
- D28 NEW OPENING IN LOAD-BEARING WALL. SEE STRUCTURAL DRAWINGS.
- D39 STAIR RAILING MODIFICATIONS. SEE SHEET A6.1

DISTRICT 99

COMMUNITY HIGH SCHOOL DISTRICT 99

Wight

Wight & Company
 wightco.com
 2500 North Frontage Road
 Darien, IL 60561
 P 630.969.7000
 F 630.969.7979



ISSUED FOR BID - BID GROUP 10 11/19/2019
 ISSUED FOR 90% CD - PHASE C 11/01/2019
 ISSUED FOR 75% CD - PHASE C 10/14/2019
 ISSUED FOR 25% CD - PHASE C 08/30/2019
 ISSUED FOR CONSTRUCTION - PHASE B 07/26/2019

REV ISSUE DATE

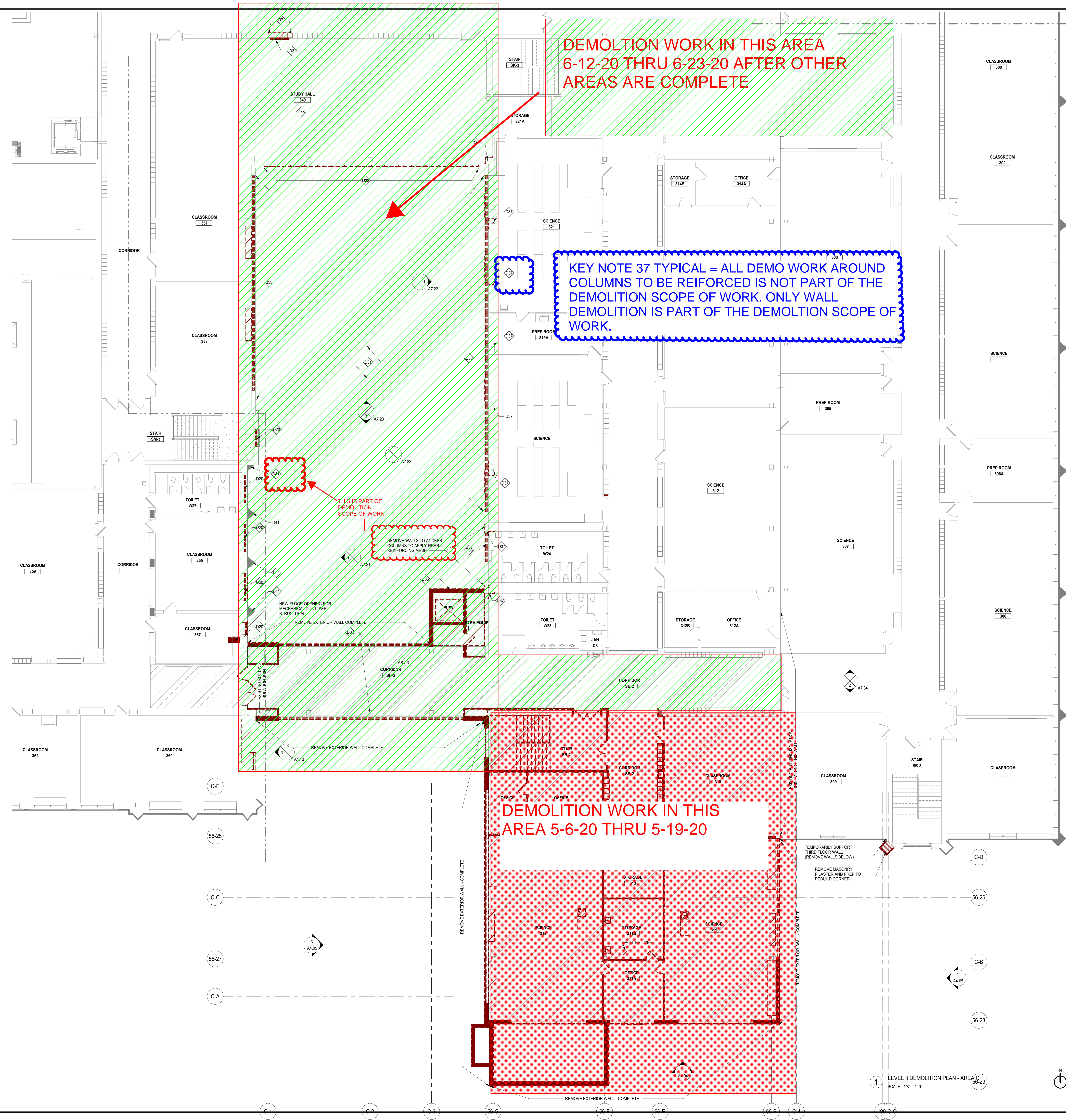
MFP IMPLEMENTATION - NORTH

4436 MAIN STREET
 DOWNERS GROVE, IL 60515

DEMOLITION PLAN - LEVEL 3 AREA B (PHASE B)

Project Number:
 5274-42
 Drawn By:
 DS
 Sheet:
AD2.03B.b

10/10/2019 3:02:48 PM
 C:\Users\mcdon\Documents\025274-42_DCN_Arch_2019_Central_detailed.v1
 Wight & Co. © Copyright 2019. All rights reserved. No part of these documents may be reproduced, stored, or transmitted in any form or by any means, electronic, mechanical, photocopying, recording or otherwise, without the prior written consent of Wight & Co.



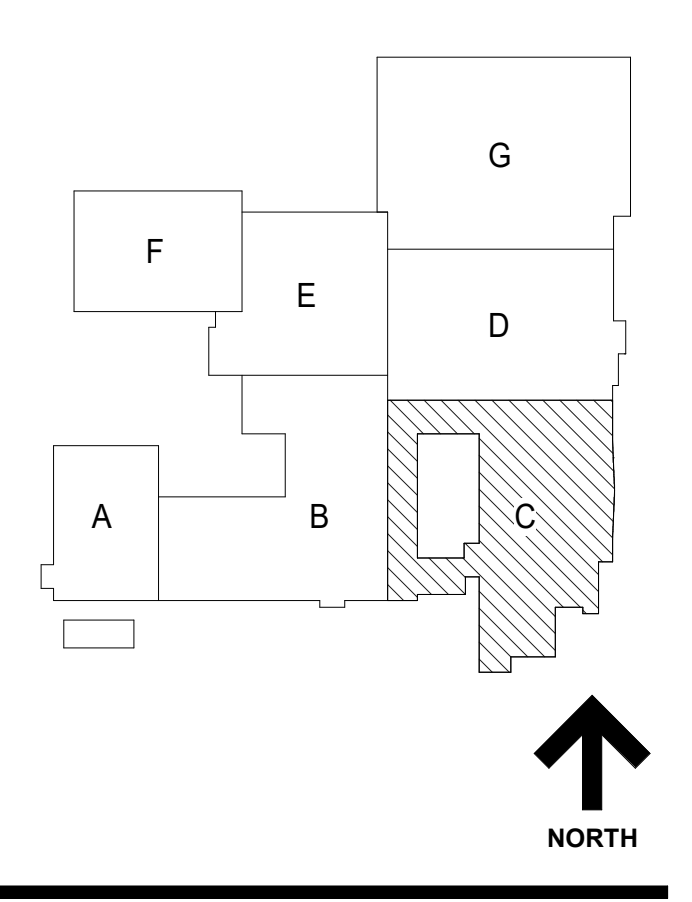
GENERAL NOTES	
1.	ALL UTILITIES SERVING THE DEMOLISHED STRUCTURES (INCLUDING BUT NOT LIMITED TO ELECTRIC, GAS, WATER, SANITARY DRAINAGE, AND STORM DRAINAGE) SHALL BE TERMINATED AS REQUIRED TO FACILITATE THE BUILDING DEMOLITION. ENSURE THAT ALL EXISTING UTILITIES SERVING THE MAIN BUILDING AND EXISTING SITE ARE MAINTAINED THROUGHOUT CONSTRUCTION.
2.	MAINTAIN EXCAVATION CLEARANCE AS TO NOT INTERFERE WITH BEARING CONDITIONS OF EXISTING FOOTINGS AND FOUNDATIONS. OR PROVIDE ENGINEERED UNDERPINNING OR SHORING AS NECESSARY TO MAINTAIN BEARING CONDITIONS OF EXISTING FOOTINGS AND FOUNDATIONS.
3.	THE SCHOOL BUILDING WILL BE OCCUPIED DURING THE CONSTRUCTION PERIOD. EMERGENCY EXITS FROM THE MAIN BUILDING SHALL BE MAINTAINED. COORDINATE LAYOUT OF CONSTRUCTION FENCING WITH ALL ACCESS ROUTES, DELIVERIES, AND WORKING HOURS WITH THE OWNER.
4.	THE CONTRACTOR SHALL REVIEW WITH THE CONSTRUCTION MANAGER. ALL MATERIALS AND EQUIPMENT TO BE REMOVED FROM THE SITE TO DETERMINE WHICH, IF ANY OF THE MATERIALS ARE TO BE RETURNED TO THE OWNER.
5.	ANY ASBESTOS CONTAINING MATERIALS ENCOUNTERED SHALL BE REPORTED TO THE CONSTRUCTION MANAGER. IF ANY ASBESTOS REMOVAL IS REQUIRED, THAT WORK SHALL BE PERFORMED BY A LICENSED FIRM SPECIALIZING IN THAT WORK.
6.	PERFORM ALL CUTTING AND RESTORATION WORK IN WALLS, ROOFS, AND SURFACES THAT HAVE TO BE REMOVED TO PERMIT DEMOLITION WORK AND MATERIAL REMOVAL TO TAKE PLACE.
7.	FOR ALL EXISTING STRUCTURE IDENTIFIED TO BE REMOVED (INCLUDING OPENINGS), PRIOR TO DEMOLITION, COORDINATE REQUIRED REINFORCEMENT OF THE EXISTING STRUCTURE AND REQUIRED SHORING WITH THE STRUCTURAL DRAWINGS.
8.	INSTALLING CONTRACTORS SHALL SUBMIT ELEVATED FLOOR PLANS INDICATING ALL FLOOR PENETRATION SIZES AND LOCATIONS FOR STRUCTURAL ENGINEER REVIEW. ENGINEER APPROVAL IS REQUIRED PRIOR TO THE START OF CORING ACTIVITIES. COORDINATE THE TIMING OF THE SUBMITTAL ACCORDINGLY. LOCATE AND AVOID DAMAGE TO EXISTING REINFORCEMENT PRIOR TO CORING OR CUTTING.

FLOOR PLAN LEGEND	
	WALLS TO REMAIN.
	WALLS TO BE DEMOLISHED. EXISTING WALLS ARE MASONRY CONSTRUCTION UNLESS NOTED OTHERWISE.
	DOOR TO REMAIN. REFER DOOR SCHEDULE FOR REQUIRED MODIFICATIONS.
	DOOR TO BE DEMOLISHED.
	COMPLETE INTERIOR DEMO. REMOVE ALL PARTITIONS, FINISH FLOORING, DEVICES, PLUMBING FIXTURES, CASEWORK, WALL BASE, WALL TRIM, DOORS, FLOORING, CEILING, AND LIGHTING IN PREPARATION FOR NEW BUILD-OUT OF THIS AREA.
	DEMO ENTIRE BUILDING.
	HATCH DENOTES UNEXCAVATED / EXISTING TO REMAIN, UNO.

DEMOLITION KEY NOTES	
D0	NEW OPENING IN EXISTING MASONRY WALL FOR NEW DOOR OR WINDOW. PROVIDE NEW UNITS, AS INDICATED ON THE STRUCTURAL DRAWINGS FOR OPENINGS THAT EXTEND DOWN TO THE EXISTING SLAB. REMOVE PORTION OF EXISTING SLAB TO ALLOW FOR FLOOR LEVELER INSTALLATION FLUSH TO ADJACENT SLABS.
D7	REMOVE AND SALVAGE METAL LOCKERS.
D20	REMOVE WINDOW AND PREPARE OPENING FOR NEW WINDOW IN EXISTING OPENING.
D01	REFER TO INTERIOR ELEVATIONS FOR EXTENT OF COURTYARD DEMOLITION.
D03	REMOVE WINDOWS AND PREPARE FOR REPLACEMENT.
D05	DEMOLISH ELEVATOR HOISTWAY ENCLOSURE AND ELEVATOR.
D06	ELEVATED SLABWALKWAY AND SUPPORT STRUCTURE TO REMAIN.
D07	EXISTING CONCRETE COLUMN AT THIS FLOOR LEVEL TO RECEIVE STRUCTURAL FIBER WRAP REINFORCING. REMOVE AND REPLACE WALLS, CASEWORK, AND CEILING AS REQUIRED TO APPLY REINFORCING. SEE STRUCTURAL DRAWINGS.
D08	REMOVE FINISH FLOORING IN THIS ROOM.
D41	REMOVE PORTION OF MASONRY PIER TO INSTALL NEW STEEL COLUMN AND CONCRETE BASE.

DISTRICT 99
 COMMUNITY HIGH SCHOOL
 DISTRICT 99

Wight
 Wight & Company
 wightco.com
 2500 North Frontage Road
 Darien, IL 60561
 P 630.969.7000
 F 630.969.7979



NOT FOR CONSTRUCTION

ISSUED FOR BID - BID GROUP 10 11.19.2019
 ISSUED FOR 90% CD - PHASE C 11.01.2019
 ISSUED FOR 75% CD - PHASE C 10.14.2019
 ISSUED FOR 25% CD - PHASE C 08.30.2019
 ISSUED FOR 100% CD - PHASE C 07.12.2019

REV	DATE

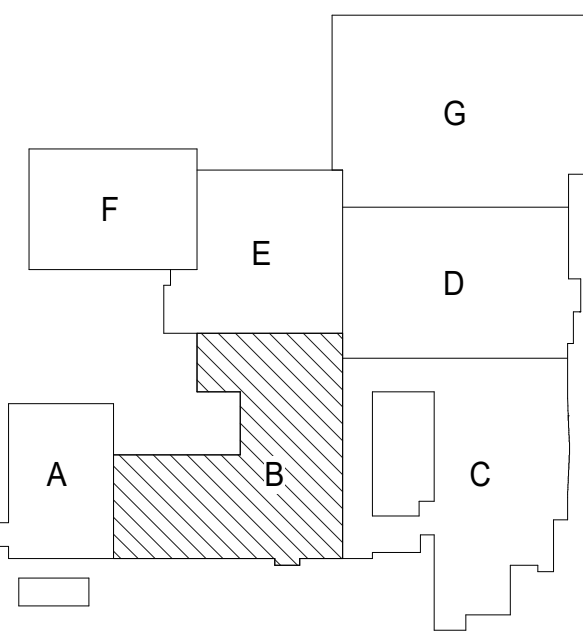
MFP IMPLEMENTATION - NORTH
 4436 MAIN STREET
 DOWNERS GROVE, IL 60515
DEMOLITION PLAN - LEVEL 3 AREA C
 Project Number: 5274-42
 Drawn By:
 Author:
 Sheet: **AD2.03C**



COMMUNITY HIGH SCHOOL
DISTRICT 99

Wight

Wight & Company
wightco.com
2500 North Frontage Road
Darien, IL 60561
P 630.969.7000
F 630.969.7979



NOTE: THIS SHEET TO BE VIEWED IN COLOR FOR FULL UNDERSTANDING OF SCOPE OF WORK

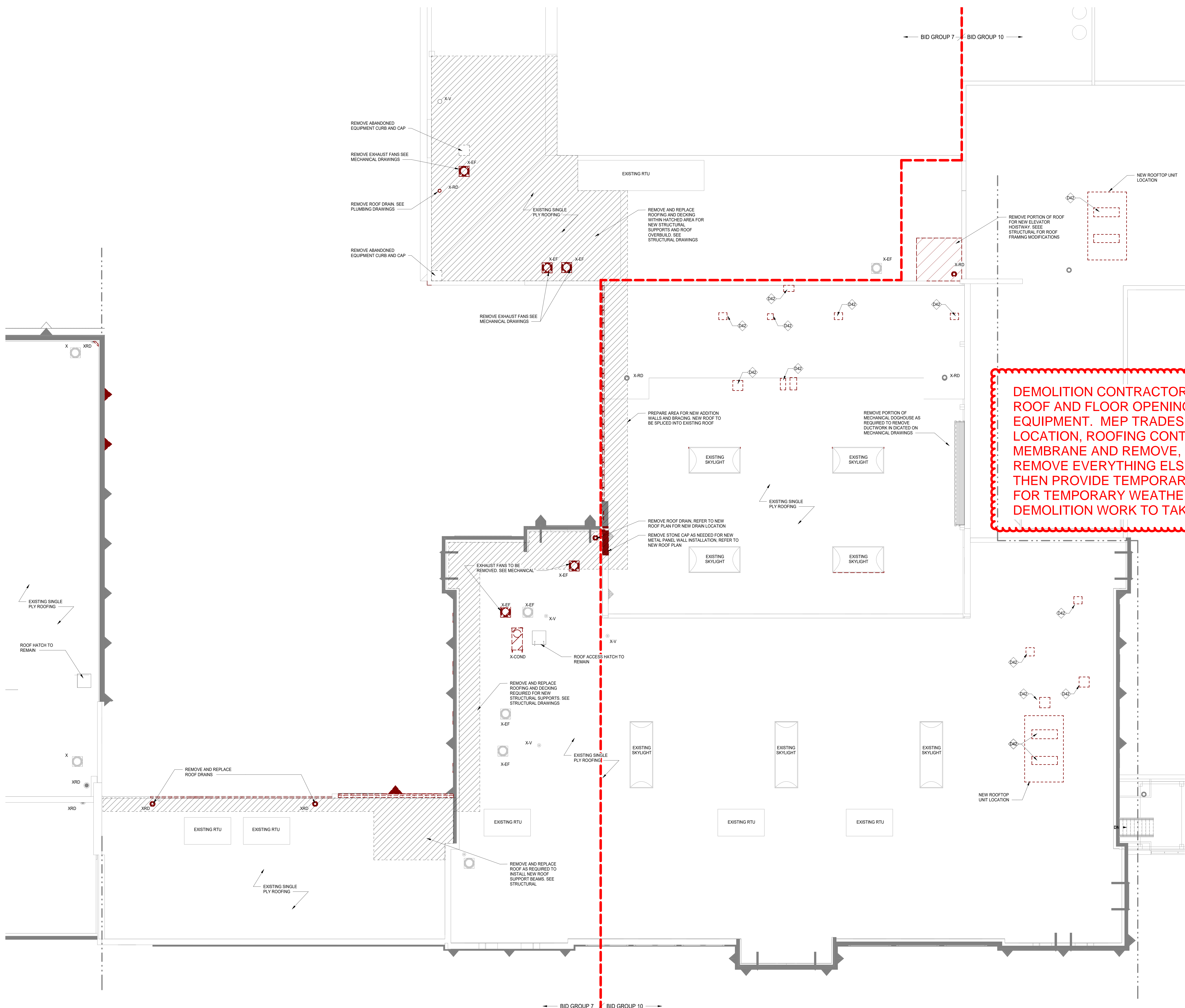
ROOF DEMO GENERAL NOTES

- EXISTING CONDITIONS INDICATED INCLUDING ROOF TYPES, EQUIPMENT, PIPING, VENTS, AND DETAILS ARE SHOWN FOR REFERENCE. CONTRACTOR SHALL FIELD VERIFY EXISTING CONDITIONS PRIOR TO BID.
- PROTECT ALL ADJACENT WORK AREAS INCLUDING BUT NOT LIMITED TO ROOFING, LANDSCAPING, WINDOWS, AND FLOORING.
- ALL ITEMS INDICATED TO REMAIN ARE TO BE PROTECTED FROM DAMAGE.
- REMOVE ROOFING TO EXTENT REQUIRED TO ACCOMMODATE THE NEW BUILDING ADDITION AND EQUIPMENT.
- THE CONSTRUCTION DOCUMENTS INDICATE THE OVERALL AREAS OF WORK, INCIDENTAL WORK ASSOCIATED, BUT NOT SHOWN ON THE CONSTRUCTION DOCUMENTS MAY BE REQUIRED OUTSIDE OF THE PROJECT AREA FOR THIS PHASE.

ROOF LEGEND

	DASHED LINE DENOTES DEMOLISHED EQUIPMENT OR PLUMBING FEATURE
X	EXISTING
RD	PRIMARY ROOF DRAIN
ORD	OVERFLOW ROOF DRAIN
DS	DOWNSPOUT-DISCHARGE ONTO SPLASH BLOCK
	ROOF HATCH
	EXHAUST HOOD
VTR	VENT THROUGH ROOF
UHV	UNIT HEATER INTAKE AND VENT PIPING. SEE HVAC DRAWINGS
EF	EXHAUST FAN
IH	INTAKE HOOD
RTU	ROOFTOP UNIT

DEMOLITION CONTRACTOR IS RESPONSIBLE TO CUT ALL ROOF AND FLOOR OPENINGS FOR NEW MECHANICAL EQUIPMENT. MEP TRADES WILL LOCATE AND MARK THE LOCATION, ROOFING CONTRACTOR TO CUT THE ROOF MEMBRANE AND REMOVE, DEMOLITION CONTRACTOR IS TO REMOVE EVERYTHING ELSE. ROOFING CONTRACTOR WILL THEN PROVIDE TEMPORARY MEMBRANE OVER OPENINGS FOR TEMPORARY WEATHER PROTECTION. ALL ROOFING DEMOLITION WORK TO TAKE PLACE 5-22-20 THRU 6-4-20.



1 ROOF DEMO - AREA B (PHASE B)
SCALE: 1/8" = 1'-0"

ISSUED FOR BID - BID GROUP 10	11-19-2019
ISSUED FOR 90% CD - PHASE C	11-01-2019
ISSUED FOR 75% CD - PHASE C	10-14-2019
ISSUED FOR 25% CD - PHASE C	08-30-2019
ISSUED FOR CONSTRUCTION - PHASE B	07-26-2019

REV ISSUE DATE

MFP IMPLEMENTATION - NORTH

4436 MAIN STREET
DOWNERS GROVE, IL 60515

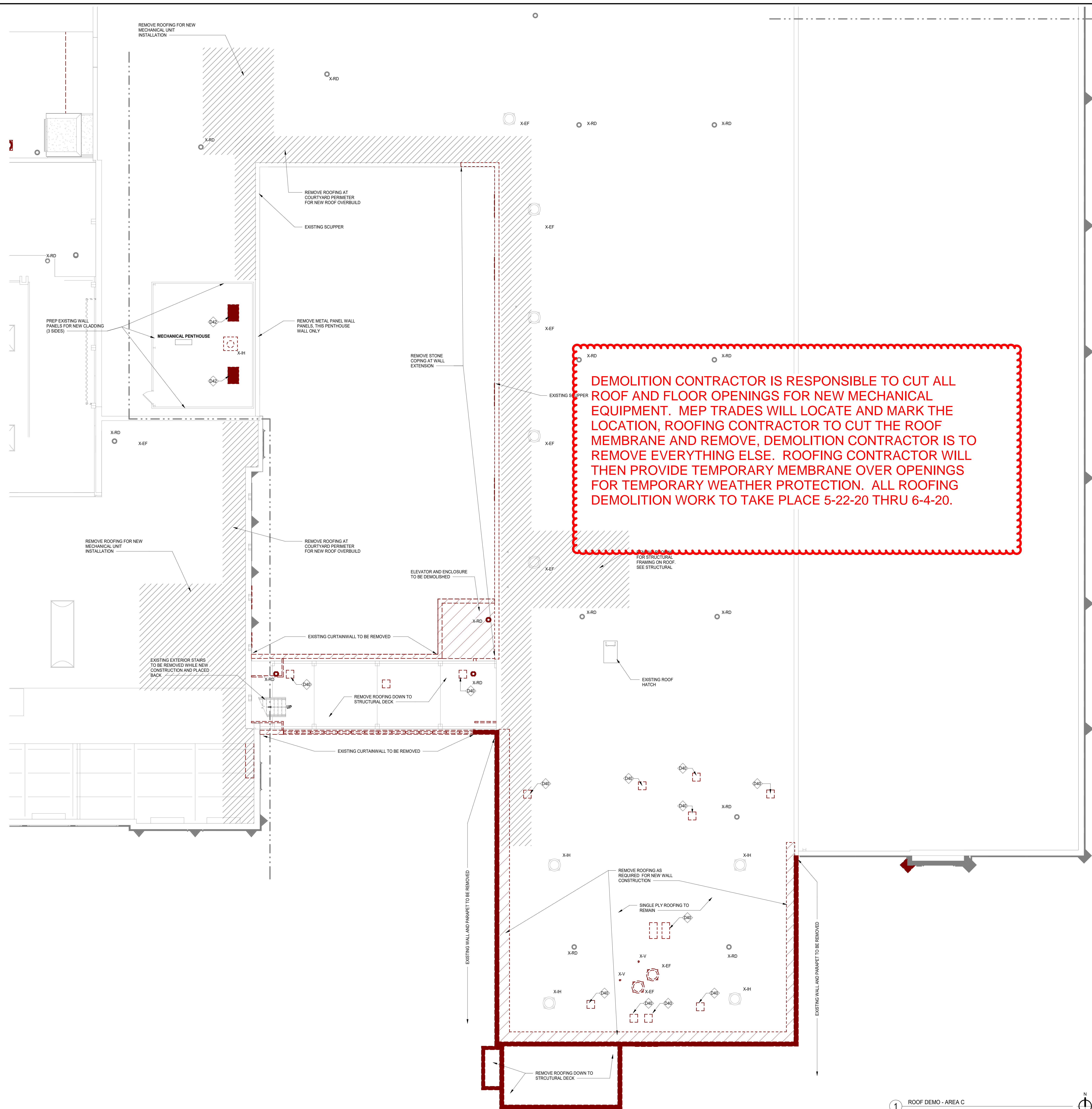
DEMOLITION PLAN - ROOF LEVEL AREA B (PHASE B)

Project Number:
5274-42
Drawn By:
DS
Sheet:

AD2.04B.b

10/10/2019 3:02:52 PM
C:\Users\dsd\Documents\5274-42_DCN_Arch_2019_Central_dvb\04a.rvt
Wight & Co. © Copyright 2019. All rights reserved. No part of these documents may be reproduced, stored, or transmitted in any form or by any means, electronic, mechanical, photocopying, recording or otherwise, without the prior written consent of Wight & Co.

12/10/2019 3:07:49 PM
 C:\Users\mcdon\Documents\5274-42_DCN_Arch_2019_Central_detailed.vrt
 Wight & Co. © Copyright 2019. All rights reserved. No part of these documents may be reproduced, stored, or transmitted in any form or by any means, electronic, mechanical, photocopying, recording, or otherwise, without the prior written consent of Wight & Co.



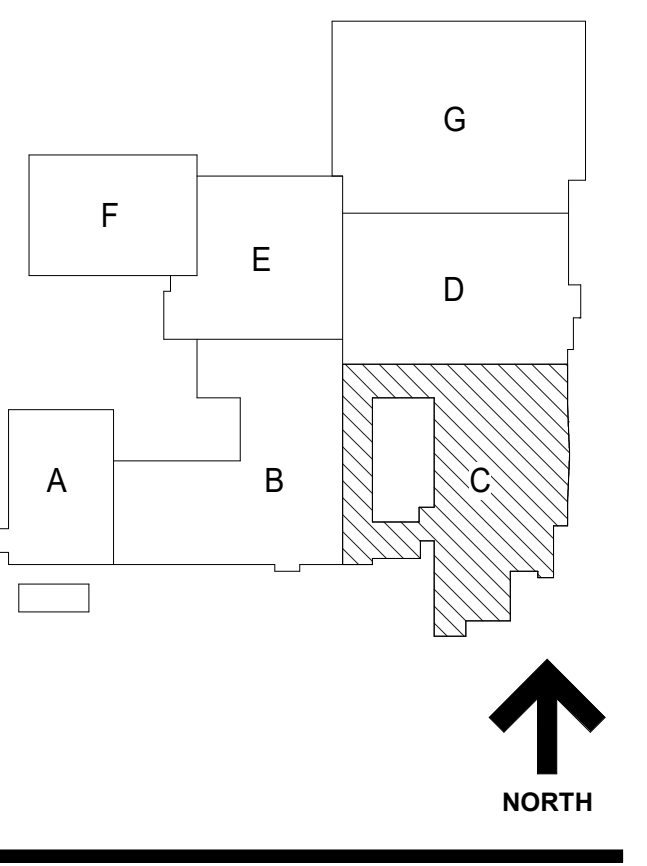
DEMOLITION CONTRACTOR IS RESPONSIBLE TO CUT ALL ROOF AND FLOOR OPENINGS FOR NEW MECHANICAL EQUIPMENT. MEP TRADES WILL LOCATE AND MARK THE LOCATION, ROOFING CONTRACTOR TO CUT THE ROOF MEMBRANE AND REMOVE, DEMOLITION CONTRACTOR IS TO REMOVE EVERYTHING ELSE. ROOFING CONTRACTOR WILL THEN PROVIDE TEMPORARY MEMBRANE OVER OPENINGS FOR TEMPORARY WEATHER PROTECTION. ALL ROOFING DEMOLITION WORK TO TAKE PLACE 5-22-20 THRU 6-4-20.

ROOF DEMO GENERAL NOTES	
1.	EXISTING CONDITIONS INDICATED INCLUDING ROOF TYPES, EQUIPMENT, PIPING, VENTS, AND DETAILS ARE SHOWN FOR REFERENCE. CONTRACTOR SHALL FIELD VERIFY EXISTING CONDITIONS PRIOR TO BID.
2.	PROTECT ALL ADJACENT WORK AREAS INCLUDING BUT NOT LIMITED TO ROOFING, LANDSCAPING, WINDOWS, AND FLOORING.
3.	ALL ITEMS INDICATED TO REMAIN ARE TO BE PROTECTED FROM DAMAGE.
4.	REMOVE ROOFING TO EXTENT REQUIRED TO ACCOMMODATE THE NEW BUILDING ADDITION AND EQUIPMENT.
5.	THE CONSTRUCTION DOCUMENTS INDICATE THE OVERALL AREAS OF WORK, INCIDENTAL WORK ASSOCIATED, BUT NOT SHOWN ON THE CONSTRUCTION DOCUMENTS MAY BE REQUIRED OUTSIDE OF THE PROJECT AREA FOR THIS PHASE.
ROOF LEGEND	
	DASHED LINE DENOTES DEMOLISHED EQUIPMENT OR PLUMBING FIXTURE
X	EXISTING
RD	PRIMARY ROOF DRAIN
ORD	OVERFLOW ROOF DRAIN
DS	DOWNSPOUT-DISCHARGE ONTO SPLASH BLOCK
	ROOF HATCH
	EXHAUST HOOD
	VENT THROUGH ROOF
	UNIT HEATER INTAKE AND VENT PIPING. SEE HVAC DRAWINGS
	EXHAUST FAN
	INTAKE HOOD
	ROOFTOP UNIT
KEYNOTES	
D40	NEW ROOF OPENING IN EXISTING CONCRETE STRUCTURE FOR NEW EQUIPMENT.
D42	NEW ROOF OPENING IN EXISTING METAL DECK FOR NEW EQUIPMENT. PREP FOR NEW OPENING REINFORCEMENT AS INDICATED ON THE STRUCTURAL DRAWINGS.

DISTRICT 99
 COMMUNITY HIGH SCHOOL
 DISTRICT 99

Wight

Wight & Company
 wightco.com
 2500 North Frontage Road
 Darien, IL 60561
 P 630.969.7000
 F 630.969.7979



NOT FOR CONSTRUCTION

ISSUED FOR BID - BID GROUP 10	11.19.2019
ISSUED FOR 90% CD - PHASE C	11.01.2019
ISSUED FOR 75% CD - PHASE C	10.14.2019
ISSUED FOR 25% CD - PHASE C	08.30.2019
ISSUED FOR 100% CD - PHASE C	07.12.2019
REV	DATE

MFP IMPLEMENTATION - NORTH

4436 MAIN STREET
 DOWNERS GROVE, IL 60515

DEMOLITION PLAN - ROOF LEVEL AREA C

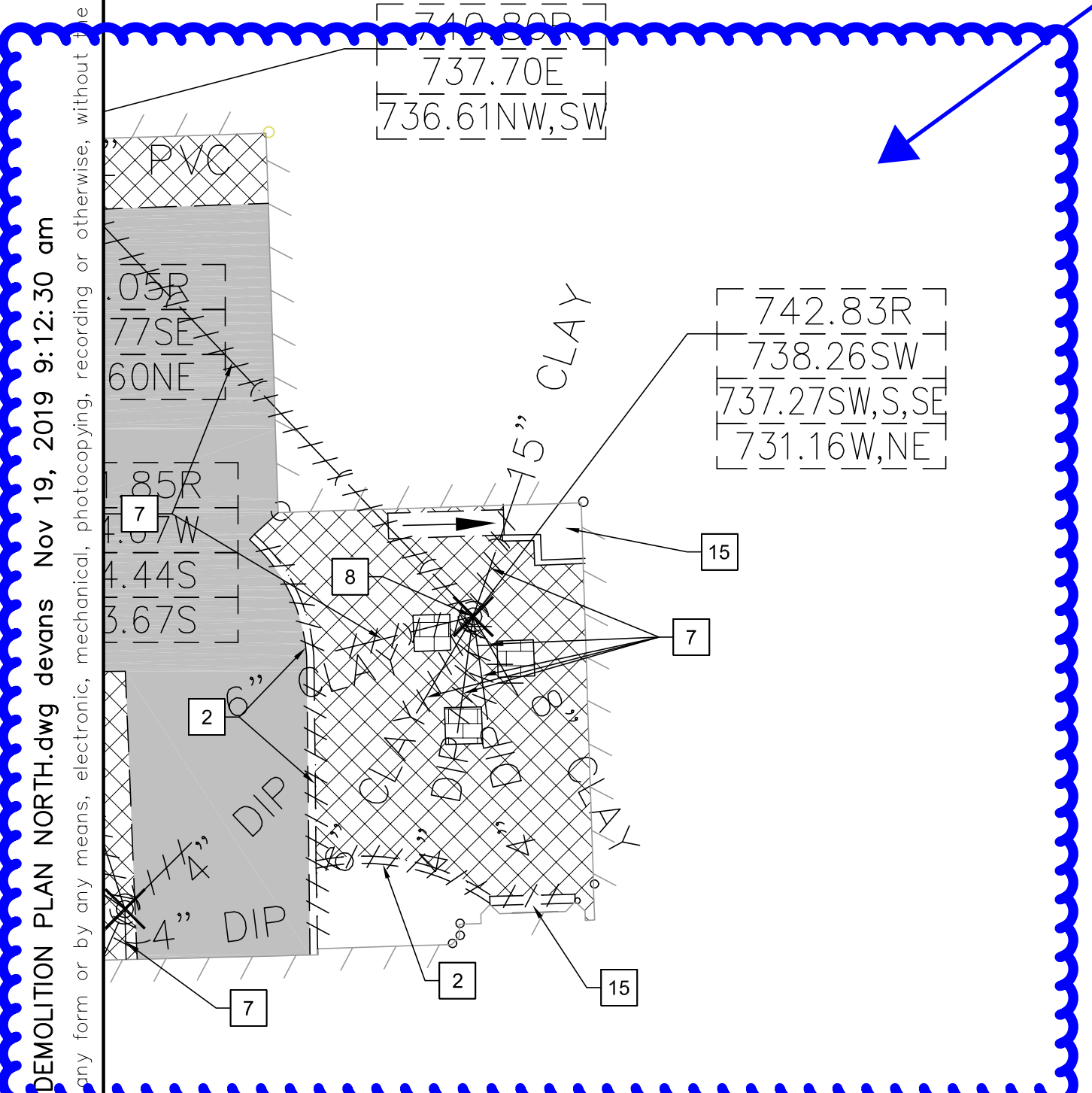
Project Number:
 5274-42
 Drawn By:
 Author:
 Sheet:

AD2.04C

1 ROOF DEMO - AREA C
 SCALE: 1/8" = 1'-0"

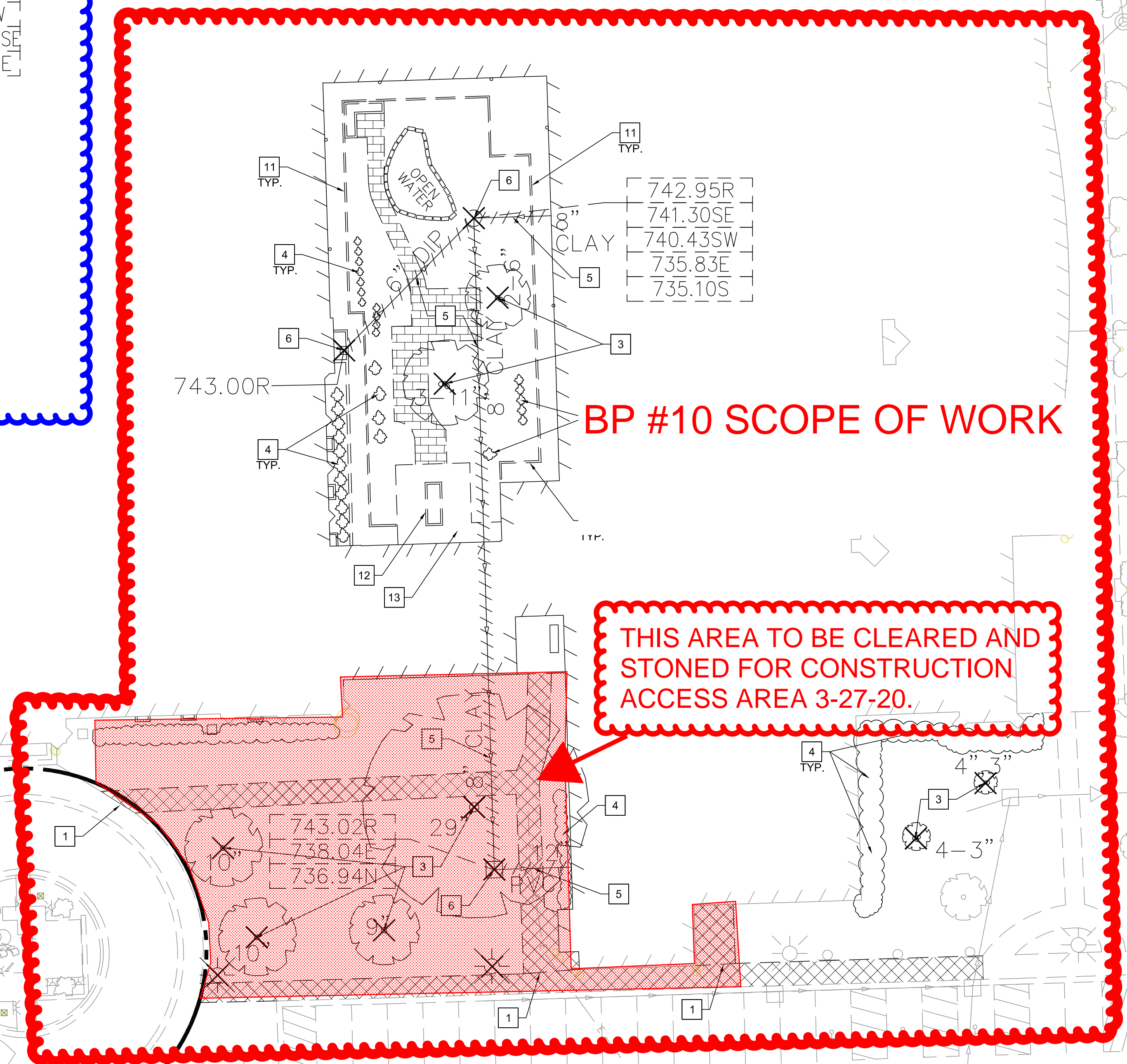
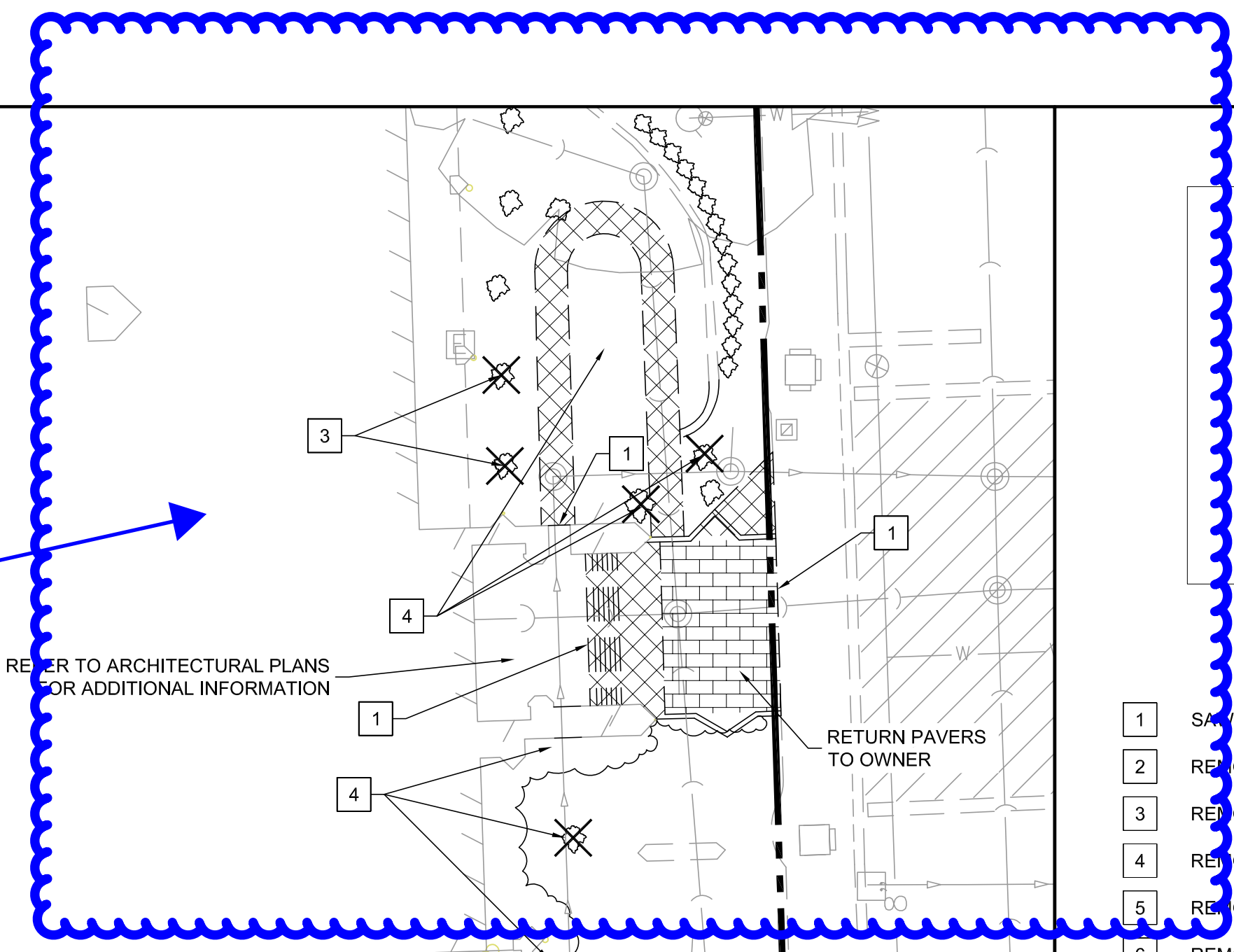
EXHIBIT B - PAGE 1 OF 2

S:\Darien\Downers Grove SD99\5274-42 CHSD99 Improvements\01\DWG\CD\5274-42_C1.01 DEMOLITION PLAN NORTH.dwg devans Nov 19, 2019 9:12:30 am
Wight © Copyright 2019. All rights reserved. No part of these documents may be reproduced, stored, or transmitted in any form or by any means, electronic, mechanical, photocopying, recording or otherwise, without the prior written consent of Wight.

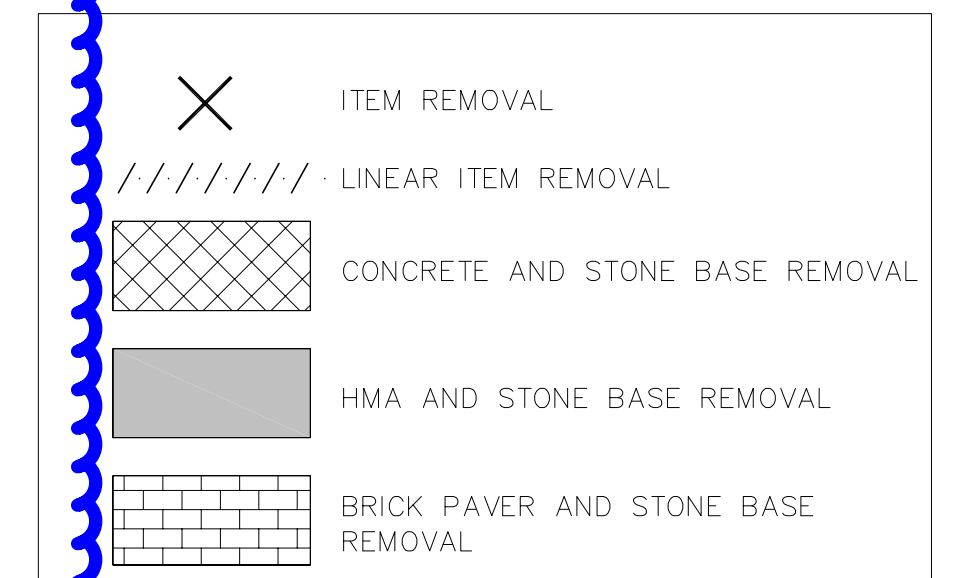


NOT PART OF BG#10
SCOPE OF WORK

REFER TO ARCHITECTURAL PLANS
FOR ADDITIONAL INFORMATION



LEGEND




KEY NOTES

- 1 SAW CUT PAVEMENT/SIDEWALK
- 2 REMOVE CURB
- 3 REMOVE TREE
- 4 REMOVE LANDSCAPING
- 5 REMOVE STORM SEWER
- 6 REMOVE STORM STRUCTURE
- 7 REMOVE SANITARY SEWER
- 8 REMOVE SANITARY STRUCTURE
- 9 REMOVE FENCE, POSTS AND FOUNDATIONS
- 10 REMOVE FENCE, CONCRETE PILLARS AND FOUNDATIONS
- 11 REMOVE CONCRETE PLANTER
- 12 REMOVE WOOD PLANTER
- 13 REMOVE WOOD DECK AND FOUNDATIONS
- 14 REMOVE BOLLARD AND FOUNDATIONS
- 15 REMOVE CONCRETE STAIRS
- 16 REMOVE FIELD LIGHT POLE, FOUNDATION, ETC. AND RELOCATE PER SITE PLAN

DEMOLITION NOTES

1. CONTRACTOR TO PROTECT ALL EXISTING UTILITIES DURING DEMOLITION & CONSTRUCTION ACTIVITIES, WHETHER SHOWN ON THE PLANS OR NOT, UNLESS OTHERWISE SPECIFIED. ANY RELOCATION, ADJUSTMENTS, CONFLICTS, ETC. SHALL BE BROUGHT TO THE ENGINEER'S ATTENTION IMMEDIATELY. CONTRACTOR TO LOCATE ALL PUBLIC & PRIVATE UTILITIES IN THE RIGHT-OF-WAY AND SITE PRIOR TO CONSTRUCTION.
2. ALL EXISTING CURB TO REMAIN UNLESS OTHERWISE SPECIFIED. ANY CURB DAMAGED DURING DEMOLITION SHALL BE REPLACED IN KIND.
3. ALL EXISTING SIGNS & LIGHT POLES TO REMAIN AND BE PROTECTED UNLESS OTHERWISE SPECIFIED. ANY SIGNS REMOVED SHALL BE SALVAGED AND RELOCATED OR RETURNED TO OWNER.
4. ANY UTILITY ADJUSTMENTS, CONFLICTS, RELOCATIONS, ETC. REQUIRED SHALL BE COORDINATED WITH ENGINEER AND UTILITY OWNER/PROVIDER.
5. ALL EXISTING TREES TO REMAIN AND TO BE PROTECTED UNLESS OTHERWISE SPECIFIED.
6. ALL DEMOLITION AND CONSTRUCTION IN THE RIGHT-OF-WAY SHALL BE COORDINATED AND APPROVED BY THE VILLAGE OF DOWNERS GROVE. THE CONTRACTOR IS TO CONTACT THE INSPECTORS AT THE VILLAGE OF DOWNERS GROVE PRIOR TO CONSTRUCTION.
7. COORDINATE ALL ELECTRICAL, CABLE FIBER, ETC. REMOVAL/RELOCATION WITH MEP PLANS. CONTRACTOR SHALL PROTECT ALL EXISTING ELECTRIC SERVICES DURING CONSTRUCTION AND NOTIFY ENGINEER IMMEDIATELY OF ANY CONFLICTS.
8. ALL EXISTING SHRUBS, BUSHES, AND LANDSCAPING IN CONFLICT WITH SITE IMPROVEMENTS SHALL BE REMOVED.
9. THE CONTRACTOR WILL BE RESPONSIBLE FOR THE REPLACEMENT OF ANY DAMAGED PUBLIC/PRIVATE PROPERTY OR ROADWAY AS A RESULT OF CONSTRUCTION ON THIS SITE. THE RIGHT-OF-WAY MUST BE RESTORED TO EXISTING OR BETTER CONDITION.



Wight & Company
wightco.com
2500 North Frontage Road
Darien, IL 60561
P 630.969.7000
F 630.969.7979

REV	DESCRIPTION	DATE
21	DOC MOD 21	11.14.2019
	ISSUED FOR 90% CD - PHASE C	11.01.2019
	ISSUED FOR 75% CD - PHASE C	10.14.2019
	ISSUED FOR CONSTRUCTION - BG5	10.11.2019
	ISSUED FOR 25% CD - PHASE C	08.30.2019
	ISSUED FOR CONSTRUCTION-PHASE B	07.26.2019
10	DOC MOD 10	07.23.2019
8	DOC MOD 8	06.26.2019
	ISSUED FOR BID - BID GROUP 7	06.07.2019
A6.1	ISSUED FOR ADDENDUM A6.1 - BID GROUP 6	05.31.2019
	FINAL PERMIT SUBMITTAL	05.13.2019
	ISSUED FOR BID - BID GROUP 6	05.10.2019
	ISSUED FOR BID - BID GROUP 5	05.10.2019
	ISSUED FOR CONSTRUCTION-PHASE A	05.08.2019

COMMUNITY SCHOOL DISTRICT 99 – MFP IMPLEMENTATION NORTH HIGH SCHOOL
4436 MAIN STREET
DOWNERS GROVE, IL 60516

DEMOLITION PLAN – NORTH

Project Number:
5274-02
Drawn By:
DE
Sheet:

C1.03

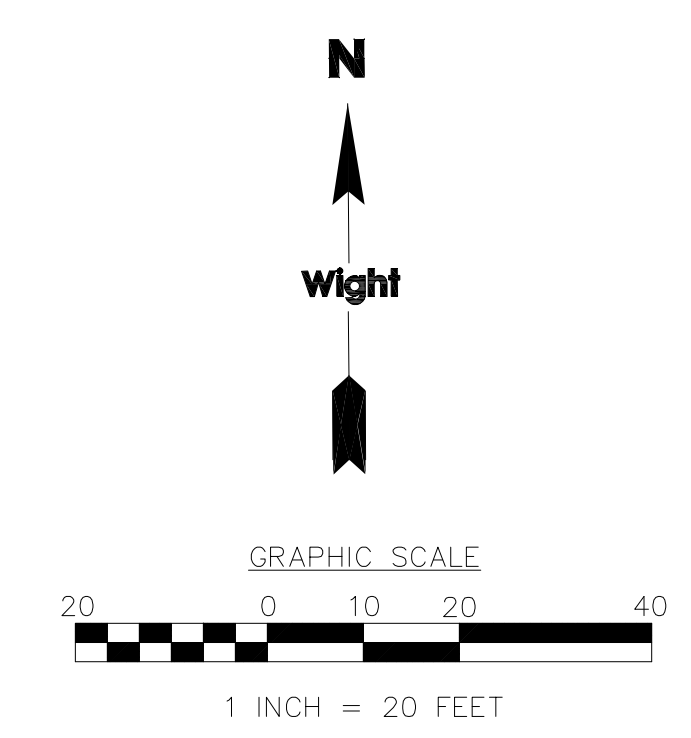
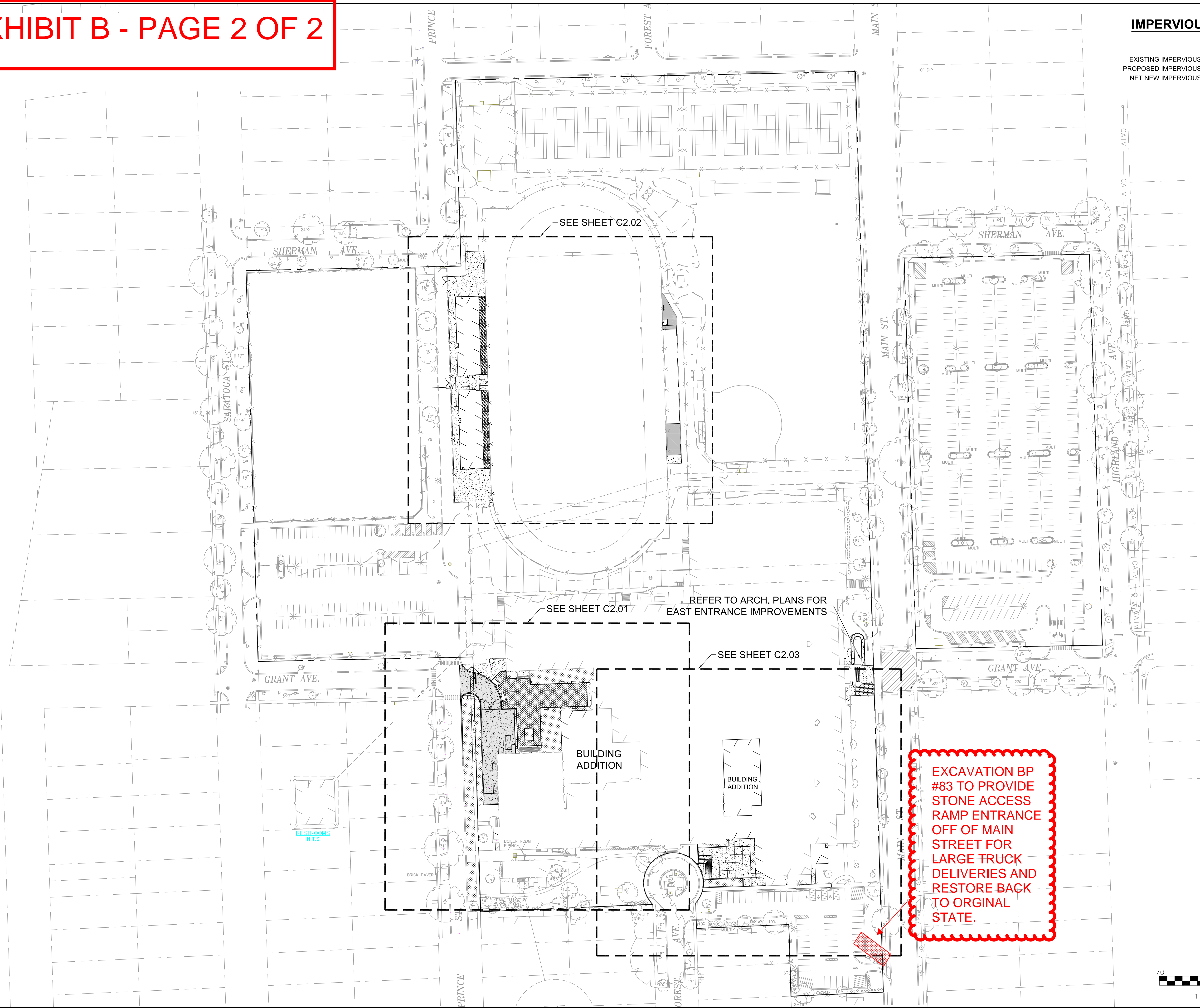


EXHIBIT B - PAGE 2 OF 2

S:\Darien\Downers Grove SD99 Improvements\01\DWG\CD\5274-42-C2.00 OVERALL SITE PLAN NORTH.dwg devans Nov 19, 2019 9:12:39 am
 Wight © Copyright 2019. All rights reserved. No part of these documents may be reproduced, stored, or transmitted in any form or by any means, electronic, mechanical, photocopying, recording or otherwise, without the prior written consent of Wight.



EXCAVATION BP #83 TO PROVIDE STONE ACCESS RAMP ENTRANCE OFF OF MAIN STREET FOR LARGE TRUCK DELIVERIES AND RESTORE BACK TO ORIGINAL STATE.

IMPERVIOUS AREA TABLE

	AREA (SF)
EXISTING IMPERVIOUS AREA	54,004
PROPOSED IMPERVIOUS AREA	61,441
NET NEW IMPERVIOUS AREA	7,436



Wight

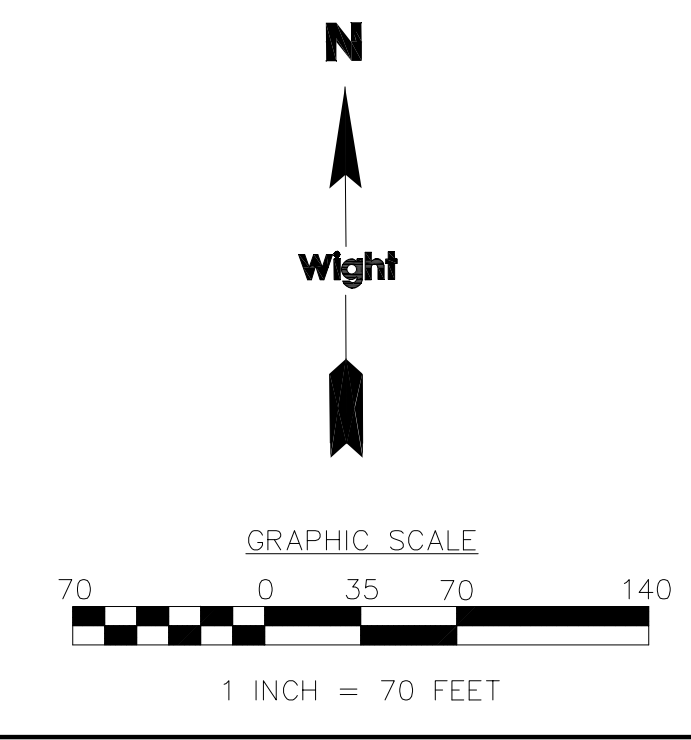
Wight & Company
 wightco.com
 2500 North Frontage Road
 Darien, IL 60561
 P 630.969.7000
 F 630.969.7979

	ISSUED FOR BID - BID GROUP 10	11.19.2019
21	DOC MOD 21	11.14.2019
	ISSUED FOR 90% CD - PHASE C	11.01.2019
	ISSUED FOR 75% CD - PHASE C	10.14.2019
	ISSUED FOR CONSTRUCTION - BGS	10.11.2019
	ISSUED FOR 25% CD - PHASE C	08.30.2019
	ISSUED FOR CONSTRUCTION-PHASE B	07.26.2019
10	DOC MOD 10	07.23.2019
8	DOC MOD 8	06.26.2019
	ISSUED FOR BID - BID GROUP 7	06.07.2019
A6.1	ISSUED FOR ADDENDUM A6.1 - BID GROUP 6	05.31.2019
	FINAL PERMIT SUBMITTAL	05.13.2019
	ISSUED FOR BID - BID GROUP 6	05.10.2019
	ISSUED FOR BID - BID GROUP 5	05.10.2019
	ISSUED FOR CONSTRUCTION-PHASE A	05.08.2019
REV	DESCRIPTION	DATE

COMMUNITY SCHOOL DISTRICT 99 - MFP IMPLEMENTATION NORTH HIGH SCHOOL
 4436 MAIN STREET
 DOWNERS GROVE, IL 60516

OVERALL SITE PLAN - NORTH

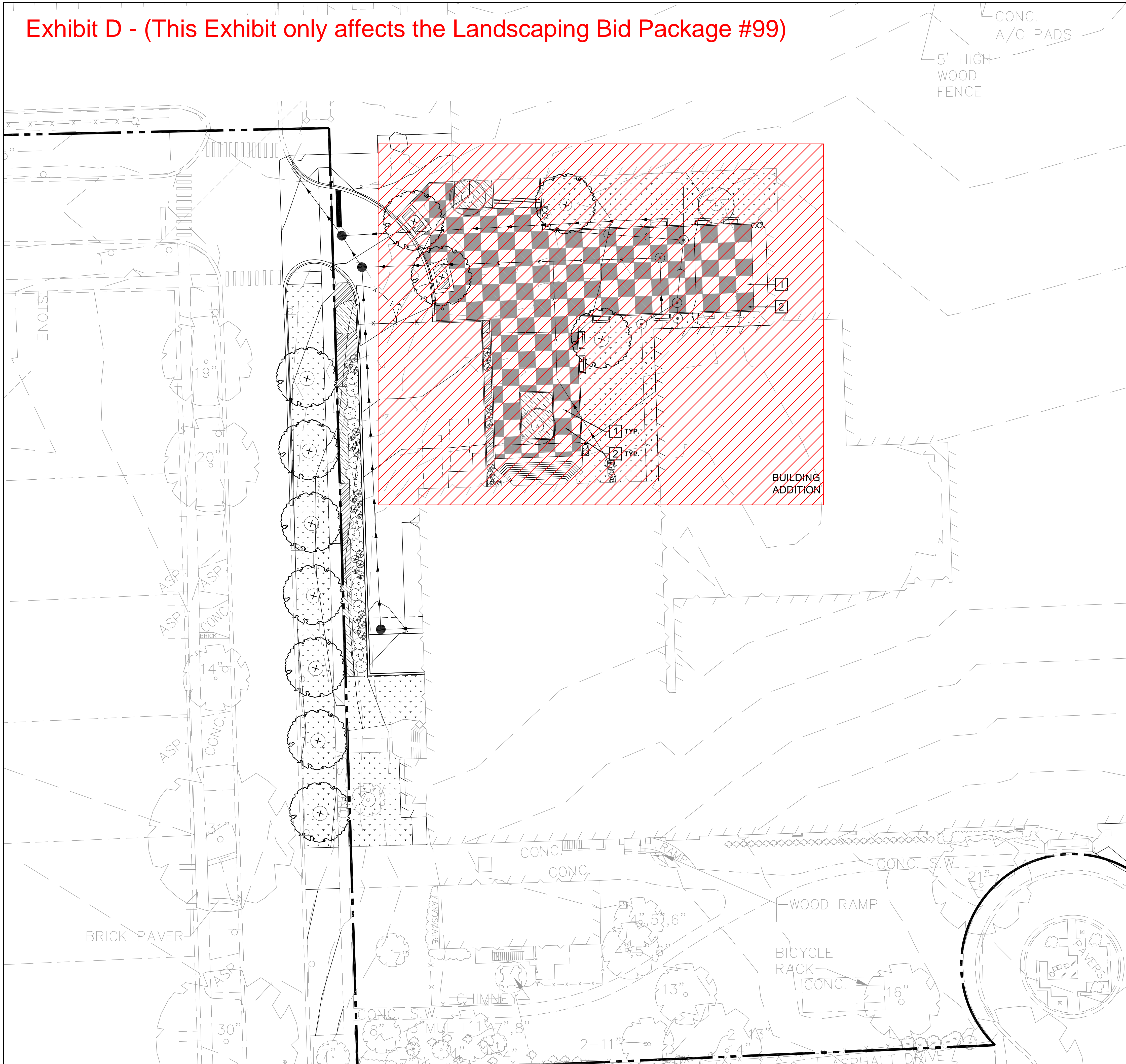
Project Number:
 5274-02
 Drawn By:
 DE
 Sheet:



C2.00

Exhibit D - (This Exhibit only affects the Landscaping Bid Package #99)

S:\Darien\Downers Grove SD99\5274-42 CHSD99 Improvements\01\DWG\CD\5274-42_L1.01 LANDSCAPE PLAN NORTH.dwg Iremitz Aug 16, 2019 11:05:52 am
Wight © Copyright 2019. All rights reserved. No part of these documents may be reproduced, stored, or transmitted in any form or by any means, electronic, mechanical, photocopying, recording or otherwise, without the prior written consent of Wight.



KEY NOTES	
1	<p>PAVER TYPE: UNILOCK PERMEABLE PLANK PAVERS WITH PREMIER FINISH OR APPROVED EQUAL.</p> <p>LAYING PATTERN: RUNNING BOND. NO CONTINUOUS BOND LINES ALLOWED. USE HAND INSTALLATION WHERE APPLICABLE. SUBMIT LAYING PATTERN FOR APPROVAL PRIOR TO INSTALLATION.</p> <p>FACE SIZE: 3" X 12"</p> <p>COLOR: 80 (PREMIER FINISH)</p> <p>CONTRACTOR TO PROVIDE SAMPLES OF PAVERS AND JOINT FILLER AGGREGATE FOR REVIEW AND APPROVAL.</p>
2	<p>PAVER TYPE: UNILOCK PERMEABLE PLANK PAVERS WITH PREMIER FINISH OR APPROVED EQUAL.</p> <p>LAYING PATTERN: RUNNING BOND. NO CONTINUOUS BOND LINES ALLOWED. USE HAND INSTALLATION WHERE APPLICABLE. SUBMIT LAYING PATTERN FOR APPROVAL PRIOR TO INSTALLATION.</p> <p>FACE SIZE: 3" X 12"</p> <p>COLOR: 88 (PREMIER FINISH)</p> <p>CONTRACTOR TO PROVIDE SAMPLES OF PAVERS AND JOINT FILLER AGGREGATE FOR REVIEW AND APPROVAL.</p>



Wight & Company
wightco.com
2500 North Frontage Road
Darien, IL 60561
P 630.969.7000
F 630.969.7979

REV	DESCRIPTION	DATE
10	DOC MOD 10	07.23.2019
8	DOC MOD 8	06.26.2019
ISSUED FOR CONSTRUCTION-PHASE B 07.26.2019		
ISSUED FOR BID - BID GROUP 7 06.07.2019		
A6.1 ISSUED FOR ADDENDUM A6.1 - BID GROUP 6 05.31.2019		
FINAL PERMIT SUBMITTAL 05.13.2019		
ISSUED FOR BID - BID GROUP 6 05.10.2019		
ISSUED FOR BID - BID GROUP 5 05.10.2019		
ISSUED FOR CONSTRUCTION-PHASE A 05.08.2019		

COMMUNITY SCHOOL DISTRICT 99 – MFP IMPLEMENTATION NORTH HIGH SCHOOL
4436 MAIN STREET
DOWNERS GROVE, IL 60516

PAVER PLAN NORTH

Project Number:
5274-02
Drawn By:
LR
Sheet:

L1.04

SECTION 051213 - ARCHITECTURALLY EXPOSED STRUCTURAL STEEL FRAMING

PART 1 - GENERAL

1.1 RELATED DOCUMENTS

- A. Drawings and general provisions of the Contract, including General and Supplementary Conditions and Division 01 Specification Sections, apply to this Section.

1.2 SUMMARY

- A. Section Includes:
 - 1. Architecturally exposed structural-steel framing.
 - 2. Requirements in Division 05 Section "Structural Steel Framing" also apply to AESS framing.
- B. Related Requirements:
 - 1. Division 05 Section "Metal Fabrications" for steel lintels not attached to structural-steel frame, miscellaneous steel fabrications and other metal items not defined as structural steel.
 - 2. Division 09 painting Sections for surface preparation and priming requirements.

1.3 DEFINITIONS

- A. Architecturally Exposed Structural Steel: Structural steel designated as "architecturally exposed structural steel" or "AESS" in the Contract Documents.
- ~~B. Category AESS 1: Structural steel that is categorized by ANSI/AISC 303, Section 10, as AESS 1 and is designated as AESS 1 or Category AESS 1 in the Contract Documents. (Addendum 10.1)~~
- C. Category AESS 2: Welded connections for all AESS Category I members as noted above under section 1.3-B.

1.4 COORDINATION

- A. Coordinate surface preparation requirements for shop-primed items.
- B. Coordinate selection of shop primers with topcoats to be applied over them. Comply with paint and coating manufacturers' written recommendations to ensure that shop primers and topcoats are compatible with one another.

1.5 PREINSTALLATION MEETINGS

- A. Preinstallation Conference: Conduct conference at Project site.

1.6 ACTION SUBMITTALS

- A. Product Data:

- 1. Primer.

- B. Shop Drawings: Show fabrication of AESS components. Shop Drawings for structural steel may be used for AESS provided items of AESS are specifically identified and requirements below are met for AESS.

- 1. Include details of cuts, connections, splices, camber, holes, and other pertinent data.
- 2. Include embedment drawings.
- 3. Indicate welds by standard AWS symbols, distinguishing between shop and field welds, and show size, length, and type of each weld. Show backing bars that are to be removed and supplemental fillet welds where backing bars are to remain. Indicate grinding, finish, and profile of welds.
- 4. Indicate type, size, and length of bolts, distinguishing between shop and field bolts. Identify pretensioned and slip-critical high-strength bolted connections. Indicate orientation of bolt heads.
- 5. Indicate exposed surfaces and edges and surface preparation being used.
- 6. Indicate special tolerances and erection requirements.

- C. Samples: Submit samples of AESS to set quality standards for exposed welds.

- 1. Steel plate, 3/8 by 8 by 8 inches, with one end of a short length of rectangular steel tube, 4 by 6 by 3/8 inches, welded to plate with a continuous fillet weld and with weld ground smooth and blended.

1.7 INFORMATIONAL SUBMITTALS

- A. Qualification Data: For qualified Installer and fabricator.
- B. Paint Compatibility Certificates: From manufacturers of topcoats applied over shop primers, certifying that shop primers are compatible with topcoats.

1.8 QUALITY ASSURANCE

- A. Fabricator Qualifications: A qualified fabricator that participates in the AISC Quality Certification Program and is designated an AISC-Certified Plant, Category BU, or is accredited by the IAS Fabricator Inspection Program for Structural Steel (AC 172) and is experienced in fabricating AESS similar to that indicated on this Project.
- B. Installer Qualifications: A qualified installer who participates in the AISC Quality Certification Program and is designated an AISC-Certified Erector, Category CSE.

- C. Mockups: Build mockups of AESS to set quality standards for fabrication and installation.
 - 1. Build mockup of typical portion of AESS as shown on Drawings.
 - 2. At the Commons Roof (Area C), build full-size mockup of AESS roof truss (one full bay) as indicated on Drawings. Coordinate shop visit with the engineer of record for observation.
 - 3. Coordinate finish painting requirements with Division 09 painting Sections.
 - 4. Subject to compliance with requirements, approved mockups may become part of the completed Work if undisturbed at time of Substantial Completion.

1.9 DELIVERY, STORAGE, AND HANDLING

- A. Use special care in handling to prevent twisting, warping, nicking, and other damage. Store materials to permit easy access for inspection and identification. Keep steel members off ground and spaced by using pallets, dunnage, or other supports and spacers. Protect steel members and packaged materials from corrosion and deterioration.
 - 1. Do not store materials on structure in a manner that might cause distortion, damage, or overload to members or supporting structures. Repair or replace damaged materials or structures as directed.

1.10 FIELD CONDITIONS

- A. Field Measurements: Where AESS is indicated to fit against other construction, verify actual dimensions by field measurements before fabrication.

PART 2 - PRODUCTS

2.1 PERFORMANCE REQUIREMENTS

- A. Comply with requirements of ANSI/AISC 303, Sections 1 through 9 and as modified in Section 10, "Architecturally Exposed Structural Steel."

2.2 FILLER

- A. Polyester filler intended for use in repairing dents in automobile bodies.

2.3 PRIMER

- A. Primer: SSPC-Paint 23, latex primer.

2.4 FABRICATION

- A. Shop fabricate and assemble AESS to the maximum extent possible. Locate field joints at concealed locations if possible. Detail assemblies to minimize handling and to expedite erection.
1. Use special care handling and fabricating AESS before and after shop painting to minimize damage to shop finish.
- B. **Category AESS 2** ~~Provide Category 1 where AESS is indicated on Drawings. Provide Category 2 finish for all welded connections at AESS members.~~ (Addendum 10.1)
1. Comply with overall profile dimensions of AWS D1.1/D1.1M for welded built-up members. Keep appearance and quality of welds consistent. Maintain true alignment of members without warp exceeding specified tolerances.
 2. Prepare surfaces according to Part 2 "Shop Priming" Article and SSPC-SP 6 (WAB)/NACE WAB-3.
 3. Grind sheared, punched, and flame-cut edges to remove burrs and provide smooth surfaces and eased edges.
 4. Make intermittent welds appear continuous, using filler or additional welding.
 5. Seal weld open ends of hollow structural sections with 3/8-inch closure plates.
 6. Limit butt and plug weld projections to 1/16 inch.
 7. Install bolt heads on the same side of each connection and maintain orientation consistently from one connection to another.
 8. Remove weld spatter, slivers, and similar surface discontinuities.
 9. Remove blemishes and surface irregularities resulting from temporary braces or fixtures by filling or grinding, before cleaning, treating, and shop priming.
 10. Grind tack welds smooth unless incorporated into final welds.
 11. Remove backing and runoff tabs, and grind welds smooth.
 12. Limit as-fabricated straightness tolerance to one-half that permitted for structural-steel materials in ANSI/AISC 303.
 13. Limit as-fabricated curved structural steel tolerance to that permitted for structural-steel materials in ANSI/AISC 303.
 14. Limit as-fabricated straightness tolerance of welded built-up members to one-half that permitted by AWS D1.1/D1.1M.
 15. Conceal fabrication and erection markings from view in the completed structure.
 16. Make welds uniform and smooth.

2.5 SHOP CONNECTIONS

- A. High-Strength Bolts: Shop install high-strength bolts according to RCSC's "Specification for Structural Joints Using ASTM A 325 or A 490 Bolts" for type of bolt and type of joint specified.
1. Joint Type: Snug tightened, unless slip-critical joint is indicated.
- B. Weld Connections: Comply with AWS D1.1/D1.1M for tolerances, appearances, welding procedure specifications, weld quality, and methods used in correcting welding work.

2.6 SHOP PRIMING

- A. Shop prime steel surfaces except the following:
 - 1. Surfaces embedded in concrete or mortar. Extend priming of partially embedded members to a depth of 2 inches.
 - 2. Surfaces to be field welded.
 - 3. Surfaces to be high-strength bolted with slip-critical connections.
- B. Surface Preparation: Clean surfaces to be painted. Remove loose rust and mill scale and spatter, slag, or flux deposits. Prepare surfaces according to the following specifications and standards:
 - 1. SSPC-SP 6/NACE No. 3, "Commercial Blast Cleaning."
- C. Priming: Immediately after surface preparation, apply primer according to manufacturer's written instructions and at rate recommended by SSPC to provide a minimum dry film thickness of 1.5 mils. Use priming methods that result in full coverage of joints, corners, edges, and exposed surfaces.
 - 1. Stripe paint corners, crevices, bolts, welds, and sharp edges.
 - 2. Apply two coats of shop paint to surfaces that are inaccessible after assembly or erection. Change color of second coat to distinguish it from first.

PART 3 - EXECUTION

3.1 EXAMINATION

- A. Verify, with steel erector present, elevations of concrete- and masonry-bearing surfaces and locations of anchor rods, bearing plates, and other embedments for compliance with requirements.
 - 1. Prepare a certified survey of bearing surfaces, anchor rods, bearing plates, and other embedments showing dimensions, locations, angles, and elevations.
- B. Examine AESS for twists, kinks, warping, gouges, and other imperfections before erecting.
- C. Proceed with installation only after unsatisfactory conditions have been corrected.

3.2 PREPARATION

- A. Provide temporary shores, guys, braces, and other supports during erection to keep AESS secure, plumb, and in alignment against temporary construction loads and loads equal in intensity to design loads. Remove temporary supports when permanent structural steel, connections, and bracing are in place unless otherwise indicated.
 - 1. If possible, locate welded tabs for attaching temporary bracing and safety cabling where they will be concealed from view in the completed Work.

3.3 ERECTION

- A. Take special care during erection to avoid marking or distorting the AESS and to minimize damage to shop painting. Set AESS accurately in locations and to elevations indicated and according to ANSI/AISC 303 and ANSI/AISC 360.
1. Remove welded tabs that were used for attaching temporary bracing and safety cabling and that are exposed to view in the completed Work. Take care to avoid any blemishes, holes, or unsightly surfaces resulting from the use or removal of temporary elements.
 2. Grind tack welds smooth.
 3. Remove backing and runoff tabs, and grind welds smooth.
 4. Orient bolt heads on the same side of each connection and maintain orientation consistently from one connection to another.
 5. Conceal fabrication and erection markings from view in the completed structure.
- B. In addition to ANSI/AISC 303, Section 10 requirements, comply with the following.
1. **Erection of Category AESS 2:** ~~Erection of and Category AESS 1/2:~~ (Addendum No 10.1)
 - a. Erect AESS to the standard frame tolerances specified in ANSI/AISC 303 for non-AESS.
 - b. Comply with AWS D1.1/D1.1M. Keep appearance and quality of welds consistent. Maintain true alignment of members without warp exceeding specified tolerances.
 - c. Remove weld spatter, slivers, and similar surface discontinuities.
 - d. Grind off butt and plug weld projections larger than 1/16 inch.
 - e. Continuous welds shall be of uniform size and profile.
 - f. Ream holes that must be enlarged. Use of drift pins or burning is not permitted. Replace misaligned connection plates where holes cannot be aligned with acceptable appearance.
 - g. Splice members only where indicated on Drawings.
 - h. No torch cutting or field fabrication is permitted.

3.4 FIELD CONNECTIONS

- A. High-Strength Bolts: Install high-strength bolts according to RCSC's "Specification for Structural Joints Using ASTM A 325 or A 490 Bolts" for type of bolt and type of joint specified.
1. Joint Type: Snug tightened, unless slip-critical joint is indicated.
- B. Weld Connections: Comply with AWS D1.1/D1.1M for tolerances, appearances, welding procedure specifications, weld quality, and methods used in correcting welding work.

3.5 REPAIR

A. Touchup Painting:

1. Immediately after erection, clean field welds, bolted connections, and abraded areas of shop paint, and paint exposed areas with the same material as used for shop painting to comply with SSPC-PA 1 for touching up shop-painted surfaces.
 - a. Clean and prepare surfaces by SSPC-SP 2 hand-tool cleaning or SSPC-SP 3 power-tool cleaning.

3.6 FIELD QUALITY CONTROL

- A. Testing Agency: Owner will engage a qualified independent testing and inspecting agency to inspect AESS as specified in Division 05 Section "Structural Steel Framing." The testing agency will not be responsible for enforcing requirements relating to aesthetic effect.
- B. Architect will observe AESS in place to determine acceptability relating to aesthetic effect.

END OF SECTION 051213

SECTION 083326 – OVERHEAD COILING GRILLES (Addendum No. 10.1)

PART 1 - GENERAL

1.1 RELATED DOCUMENTS

- A. Drawings and general provisions of the Contract, including General and Supplementary Conditions and Division 01 Specification Sections, apply to this Section.

1.2 SUMMARY

- A. Section includes open-curtain overhead coiling grilles.
- B. Related Requirements:
 - 1. Division 05 Section "Metal Fabrications" for miscellaneous steel supports.

1.3 ACTION SUBMITTALS

- A. Product Data: For each type and size of overhead coiling grille and accessory.
 - 1. Include construction details, material descriptions, dimensions of individual components, profiles for curtain components, and finishes.
 - 2. Include rated capacities, operating characteristics, electrical characteristics, and furnished accessories.
- B. Shop Drawings: For each installation and for special components not dimensioned or detailed in manufacturer's product data.
 - 1. Include plans, elevations, sections, and mounting details.
 - 2. Include details of equipment assemblies. Indicate dimensions, required clearances, method of field assembly, components, and location and size of each field connection.
 - 3. Include points of attachment and their corresponding static and dynamic loads imposed on structure.
 - 4. For exterior components, include details of provisions for assembly expansion and contraction.
 - 5. Show locations of controls, locking devices, and other accessories.
 - 6. Include diagrams for power, signal, and control wiring.
- C. Samples for Verification: For each type of exposed finish on the following components, in manufacturer's standard sizes:
 - 1. Open-curtain grille with full-size components consisting of rods, spacers, and links as required to illustrate each assembly
 - 2. Bottom bar with sensor edge.

3. Guides.
4. Brackets.
5. Hood.

1.4 INFORMATIONAL SUBMITTALS

- A. Installer Certificates: Signed by manufacturer certifying that installers comply with specified requirements.

1.5 CLOSEOUT SUBMITTALS

- A. Maintenance Data: For overhead coiling grilles to include in maintenance manuals.

1.6 QUALITY ASSURANCE

- A. Installer Qualifications: An entity that employs installers and supervisors who are trained and approved by manufacturer for both installation and maintenance of units required for this Project.

PART 2 - PRODUCTS

2.1 MANUFACTURERS, GENERAL

- A. Source Limitations: Obtain overhead coiling grilles from single source from single manufacturer.
 1. Obtain operators and controls from overhead coiling grille manufacturer.

2.2 PERFORMANCE REQUIREMENTS

- A. Electrical Components, Devices, and Accessories: Listed and labeled as defined in NFPA 70, by a qualified testing agency, and marked for intended location and application.
- B. Regulatory Requirements: Comply with applicable provisions in the U.S. Architectural & Transportation Barriers Compliance Board's ADA-ABA Accessibility Guidelines, and ICC A117.1, and the Illinois Accessibility Code.

2.3 OPEN-CURTAIN GRILLE ASSEMBLY

- A. Open-Curtain Grille: Overhead coiling grille with a curtain having a network of horizontal rods that interconnect with vertical links.
1. Basis-of-Design Product: Subject to compliance with requirements, provide Cornell Iron Works, Inc.; CrossingGard Grille Model ERG-IBC, or comparable product by one of the following:
 - a. Cookson Company.
 - b. Dynaflair Corporation.
 - c. McKeon Rolling Steel Door Company, Inc.
 - d. Overhead Door Corporation.
 - e. Raynor.
 - f. Windsor Door.
- B. Operation Cycles: Grille components and operators capable of operating for not less than 20,000. One operation cycle is complete when a grille is opened from the closed position to the fully open position and returned to the closed position.
- C. Grille Curtain Material: Stainless steel.
1. Rod Spacing: Approximately 1-1/2 inches o.c.
 2. Link Spacing: Approximately 6 inches apart in a straight in-line pattern.
 3. Spacers: Metal tubes matching curtain material.
- D. Bottom Bar: Continuous doubled angles, fabricated from stainless steel and finished to match grille.
- E. Curtain Jamb Guides: Galvanized steel with exposed powder-coat finish. Provide continuous integral wear strips to prevent metal-to-metal contact and to minimize operational noise.
1. Color: As selected by Architect from manufacturer's full range.
- F. Hood:
1. Shape: Round.
 2. Mounting: Face of wall.
 3. Material and Finish: 24-gauge stainless steel, Type 304, with No. 4 finish, with reinforced top and bottom edges.
 4. Provide minimum 1/4-inch steel intermediate support brackets as required to prevent excessive sag.
- G. Locking: Concealed self-locking mechanism, manual lifting jamb lock assemblies that prevents forced opening of closed grille. Lock mechanism shall not interfere with normal electric operation, fail-safe or emergency response self-opening features.
1. Basis-of-Design Product: Subject to compliance with requirements, provide Cornell Iron Works, Inc.; AutoLock, or comparable product by another listed manufacturer.

H. Electric Grille Operator:

1. Basis-of-Design Product: Subject to compliance with requirements, provide Cornell Iron Works, Inc.; AlarmGard Series Motor Operator, Model FS, or comparable product by another listed manufacturer.
2. Motor Operator: UL listed, NEMA 1 enclosure rating, horsepower as recommended by manufacturer, 208/230V three phase service. Provide open drip-proof motor, removable without affecting setting of limit switches; UL listed thermal overload protection; solenoid brake; planetary reduction gearing and rotary limit switches; transformer with 24V control secondary; and all integral electrical components prewired to terminal blocks.
 - a. Automatic open feature shall be activated by central smoke/fire alarm system, emergency exit push-button station, or power failure.
 - b. Upon release of solenoid brake, grille shall open automatically without the use of electric power maintaining an average speed of not less than 6 inches nor more than 9 inches per second.
 - c. System shall not require any type of battery power source.
 - d. Grille shall be fail-safe and open upon power failure.
 - e. Upon restoration of power and clearing of the alarm signal or resetting of emergency exit push-button station, grille shall be immediately ready for normal operation by use of the control station.
 - f. Emergency Exit Push-Button Station with Keyed Reset, Local Horn/Strobe Alarm and Signage that reads "Push To Exit – Alarm Will Sound".
3. Usage Classification: Light duty, up to 10 cycles per hour.
4. Operator Location: Front of hood.
5. Safety: Listed according to UL 325 by a qualified testing agency for commercial or industrial use; moving parts of operator enclosed or guarded if exposed and mounted at 8 feet or lower.
 - a. Operator and Bracket Mechanism Cover: Material and finish to match door hood.
6. Motor Exposure: Exterior, wet, and humid.
7. Obstruction-Detection Device: Wireless, automatic electric sensor edge on bottom bar; self-monitoring type.
 - a. Sensor Edge Bulb Color: As selected by Architect from manufacturer's full range.
8. Control Station: Where indicated on Drawings.
 - a. Control Operation: Constant pressure to close.

I. Grille Finish:

1. Stainless-Steel Finish: No. 4 (polished directional satin).

2.4 MATERIALS, GENERAL

- A. Electrical Components, Devices, and Accessories: Listed and labeled as defined in NFPA 70, by a qualified testing agency, and marked for intended location and application.

2.5 GRILLE CURTAIN MATERIALS AND CONSTRUCTION

- A. Open-Curtain Grilles: Fabricate metal grille curtain as an open network of horizontal rods, spaced at regular intervals, that are interconnected with vertical links, which are formed and spaced as indicated and are free to rotate on the rods.
 - 1. Stainless-Steel Grille Curtain: ASTM A666 or ASTM A240/A240M, Type 300 series.
- B. Endlocks: Continuous end links, chains, or other devices at ends of rods, locking and retaining grille curtain in guides against excessive pressures, maintaining curtain alignment, and preventing lateral movement.
- C. Bottom Bar: Manufacturer's standard continuous shape unless otherwise indicated, finished to match grille.
 - 1. Astragal: Equip grille bottom bar with a replaceable, adjustable, continuous, compressible gasket of flexible vinyl, rubber, or neoprene as a cushion bumper.
 - 2. Provide motor-operated grilles with combination bottom astragal and sensor edge.
- D. Grille Curtain Jamb Guides: Manufacturer's standard shape having curtain groove with return lips or bars to retain curtain. Provide continuous integral wear strips to prevent metal-to-metal contact and to minimize operational noise; with removable stops on guides to prevent overtravel of curtain.

2.6 HOODS AND ACCESSORIES

- A. General: Form sheet metal hood to entirely enclose coiled curtain and operating mechanism at opening head. Contour to fit end brackets to which hood is attached. Roll and reinforce top and bottom edges for stiffness. Form closed ends for surface-mounted hoods and fascia for any portion of between-jamb mounting that projects beyond wall face. Equip hood with intermediate support brackets as required to prevent sagging.
 - 1. Stainless Steel: 0.025-inch- thick, stainless-steel sheet, Type 304, complying with ASTM A666 or ASTM A240/A240M.

2.7 LOCKING DEVICES

- A. Locking Device Assembly: Fabricate with cylinder lock, spring-loaded dead bolt, operating handle, cam plate, and adjustable locking bars to engage through slots in tracks.
 - 1. Lock Cylinders: As standard with manufacturer and keyed to building keying system.
 - 2. Keys: Three for each cylinder.
- B. Safety Interlock Switch: Equip power-operated grilles with safety interlock switch to disengage power supply when grille is locked.

2.8 COUNTERBALANCING MECHANISM

- A. General: Counterbalance grille by means of adjustable-tension steel helical torsion spring, mounted around a steel shaft and contained in a spring barrel connected to the curtain. Use grease-sealed bearings or self-lubricating graphite bearings for rotating members.
- B. Counterbalance Barrel: Fabricate spring barrel of hot-formed, structural-quality, seamless carbon-steel pipe, of sufficient diameter and wall thickness to support rolled-up curtain without distortion of curtain and to limit barrel deflection to not more than 0.03 in./ft. of span under full load.
- C. Counterbalance Spring: One or more oil-tempered, heat-treated steel helical torsion springs. Size springs to counterbalance weight of curtain, with uniform adjustment accessible from outside barrel. Secure ends of springs to barrel and shaft with cast-steel barrel plugs.
- D. Torsion Rod for Counterbalance Shaft: Fabricate of manufacturer's standard cold-rolled steel, sized to hold fixed spring ends and carry torsional load.
- E. Brackets: Manufacturer's standard mounting brackets of either cast iron or cold-rolled steel plate.

2.9 ELECTRIC GRILLE OPERATORS

- A. General: Provide electric grille operator assembly of size and capacity recommended and provided by grille manufacturer for grille and operational life specified, with electric motor and factory-rewired motor controls, starter, gear-reduction unit, solenoid-operated brake, clutch, remote-control stations, control devices, integral gearing for locking grille, and accessories required for proper operation.
 - 1. Comply with NFPA 70.
 - 2. Control equipment complying with NEMA ICS 1, NEMA ICS 2, and NEMA ICS 6, with NFPA 70 Class 2 control circuit, maximum 24-V ac or dc.

- B. Usage Classification: Electric operator and components capable of operating for not less than number of cycles per hour indicated for each grille.
- C. Grille Operator Location(s): Operator location indicated for each grille.
 - 1. Front-of-Hood Mounted: Operator is mounted to the right or left grille head plate, with the operator on coil side of the grille-hood assembly and connected to the grille drive shaft with drive chain and sprockets. Front clearance is required for this type of mounting.
- D. Motors: Reversible-type motor with controller (disconnect switch) for motor exposure indicated.
 - 1. Electrical Characteristics: Minimum as indicated for each grille assembly. If not indicated, large enough to start, accelerate, and operate grille in either direction from any position, at a speed not less than 8 in./sec. and not more than 12 in./sec., without exceeding nameplate ratings or service factor.
 - 2. Operating Controls, Controllers (Disconnect Switches), Wiring Devices, and Wiring: Manufacturer's standard unless otherwise indicated.
 - 3. Coordinate wiring requirements and electrical characteristics of motors and other electrical devices with building electrical system and each location where installed.
- E. Limit Switches: Equip each motorized grille with adjustable switches interlocked with motor controls and set to automatically stop grille at fully opened and fully closed positions.
- F. Obstruction-Detection Device: External entrapment protection consisting of indicated automatic safety sensor capable of protecting full width of grille opening. Activation of sensor immediately stops and reverses downward grille travel.
 - 1. Sensor Edge: Automatic safety sensor edge, located within astragal or weather stripping mounted to bottom bar. Contact with sensor activates device. Connect to control circuit using manufacturer's standard radio-controlled obstruction safety edge.
 - a. Wireless Self-Monitoring Type: Device designed to eliminate need for traveling-electric cord connection between bottom bar sensing edge and motor operator, and designed to interface with grille operator control circuit to detect damage to or disconnection of sensor edge.
- G. Control Station: Sustained-contact, spring key station labeled "Open" and "Close."
 - 1. Exterior-Mounted Units: Full-guarded, standard-duty, surface-mounted, weatherproof type; NEMA ICS 6, Type 4 enclosure, key operated.
- H. Emergency Manual Operation: Equip electrically powered grille with capability for emergency manual operation. Design manual mechanism so required force for grille operation does not exceed 25 lbf.

- I. Emergency Operation Disconnect Device: Equip operator with hand-operated disconnect mechanism for automatically engaging manual operator and releasing brake for emergency manual operation while disconnecting motor without affecting timing of limit switch. Mount mechanism so it is accessible from floor level. Include interlock device to automatically prevent motor from operating when emergency operator is engaged.
- J. Motor Removal: Design operator so motor may be removed without disturbing limit-switch adjustment and without affecting emergency manual operation.
- K. Audible and Visual Signals: Audible alarm and visual indicator lights in compliance with the accessibility standard.
- L. Self-Opening Mechanism: Automatic release mechanism triggered by fire alarm or power failure. When activated, the grille self-opens by means of a fail-safe operator to the fully open position without the need for power operation or battery backup systems. When the alarm is cleared and power is restored, the grille will operate normally.

2.10 GENERAL FINISH REQUIREMENTS

- A. Comply with NAAMM/NOMMA's "Metal Finishes Manual for Architectural and Metal Products (AMP 500-06)" for recommendations for applying and designating finishes.
- B. Appearance of Finished Work: Noticeable variations in same piece are not acceptable. Variations in appearance of adjoining components are acceptable if they are within the range of approved Samples and are assembled or installed to minimize contrast.

2.11 STAINLESS-STEEL FINISHES

- A. Surface Preparation: Remove tool and die marks and stretch lines, or blend into finish.
- B. Polished Finishes: Grind and polish surfaces to produce uniform finish, free of cross scratches.
 - 1. Run grain of directional finishes with long dimension of each piece.
 - 2. When polishing is completed, passivate and rinse surfaces. Remove embedded foreign matter and leave surfaces chemically clean.
 - 3. Directional Satin Finish: No. 4.

PART 3 - EXECUTION

3.1 EXAMINATION

- A. Examine substrates areas and conditions, with Installer present, for compliance with requirements for substrate construction and other conditions affecting performance of the Work.
- B. Examine locations of electrical connections.

- C. Proceed with installation only after unsatisfactory conditions have been corrected.

3.2 INSTALLATION

- A. Install overhead coiling grilles and operating equipment complete with necessary hardware, anchors, inserts, hangers, and equipment supports; according to manufacturer's written instructions and as specified.
- B. Install overhead coiling grilles, hoods, controls, and operators at the mounting locations indicated for each grille.
- C. Accessibility: Install overhead coiling grilles, switches, and controls along accessible routes in compliance with regulatory requirements for accessibility.
- D. Power-Operated Grilles: Install according to UL 325.

3.3 STARTUP SERVICE

- A. Engage a factory-authorized service representative to perform startup service.
 - 1. Perform installation and startup checks according to manufacturer's written instructions.
 - 2. Test and adjust controls and safeties. Replace damaged and malfunctioning controls and equipment.
 - 3. Test grille opening when activated by detector, fire-alarm system, emergency-egress release, or self-opening mechanism as required. Reset grille-opening mechanism after successful test.

3.4 ADJUSTING

- A. Adjust hardware and moving parts to function smoothly, so that grilles operate easily, free of warp, twist, or distortion.
- B. Lubricate bearings and sliding parts as recommended by manufacturer.

3.5 DEMONSTRATION

- A. Engage a factory-authorized service representative to train Owner's maintenance personnel to adjust, operate, and maintain overhead coiling grilles.

END OF SECTION 083326

SECTION 096723 - RESINOUS FLOORING (Addendum No. 10.1)

PART 1 - GENERAL

1.1 RELATED DOCUMENTS

- A. Drawings and general provisions of the Contract, including General and Supplementary Conditions and Division 01 Specification Sections, apply to this Section.

1.2 SUMMARY

- A. Section includes decorative resinous flooring systems.

1.3 PREINSTALLATION MEETINGS

- A. Preinstallation Conference: Conduct conference at Project site.

1.4 ACTION SUBMITTALS

- A. Product Data: For each type of product. Include manufacturer's technical data, application instructions, and recommendations for each resinous flooring component required.
- B. Sustainable Design Submittals:
 - 1. Laboratory Test Reports: For flooring products, indicating compliance with requirements for low-emitting materials.
- C. Samples for Initial Selection: For each type of exposed finish required.
- D. Samples for Verification: For each resinous flooring system required, 6 inches square, applied to a rigid backing by Installer for this Project.

1.5 INFORMATIONAL SUBMITTALS

- A. Installer Certificates: Signed by manufacturer certifying that installers comply with specified requirements.
- B. Material Certificates: For each resinous flooring component, from manufacturer.
- C. Material Test Reports: For each resinous flooring system.

1.6 CLOSEOUT SUBMITTALS

- A. Maintenance Data: For resinous flooring to include in maintenance manuals.

1.7 QUALITY ASSURANCE

- A. Installer Qualifications: Manufacturer's authorized representative who is trained and approved for installation of flooring systems required for this Project.
 - 1. Engage an installer who is certified in writing by resinous flooring manufacturer as qualified to apply resinous flooring systems indicated.
- B. Mockups: Apply mockups to verify selections made under sample submittals and to demonstrate aesthetic effects and set quality standards for materials and execution.
 - 1. Apply full-thickness mockups on 96-inch- square floor area selected by Architect.
 - 2. Simulate finished lighting conditions for Architect's review of mockups.
 - 3. Approval of mockups does not constitute approval of deviations from the Contract Documents contained in mockups unless Architect specifically approves such deviations in writing.
 - 4. Subject to compliance with requirements, approved mockups may become part of the completed Work if undisturbed at time of Substantial Completion.

1.8 DELIVERY, STORAGE, AND HANDLING

- A. Deliver materials in original packages and containers, with seals unbroken, bearing manufacturer's labels indicating brand name and directions for storage and mixing with other components.

1.9 FIELD CONDITIONS

- A. Environmental Limitations: Comply with resinous flooring manufacturer's written instructions for substrate temperature, ambient temperature, moisture, ventilation, and other conditions affecting resinous flooring application.
- B. Lighting: Provide permanent lighting or, if permanent lighting is not in place, simulate permanent lighting conditions during resinous flooring application.
- C. Close spaces to traffic during resinous flooring application and for not less than 24 hours after application unless manufacturer recommends a longer period.

PART 2 - PRODUCTS

2.1 PERFORMANCE REQUIREMENTS

- A. Dynamic Coefficient of Friction: Not less than 0.42.

- B. Flooring products shall comply with the requirements of the California Department of Public Health's "Standard Method for the Testing and Evaluation of Volatile Organic Chemical Emissions from Indoor Sources Using Environmental Chambers."
- C. Flammability: Self-extinguishing according to ASTM D 635.

2.2 MANUFACTURERS

- A. Source Limitations: Obtain primary resinous flooring materials, including primers, resins, hardening agents, grouting coats, and topcoats, from single source from single manufacturer. Obtain secondary materials, including patching and fill material, joint sealant, and repair materials, of type and from manufacturer recommended in writing by manufacturer of primary materials.

2.3 DECORATIVE RESINOUS FLOORING

- A. Resinous Flooring: Abrasion-, impact- and chemical-resistant, decorative-aggregate-filled, epoxy-resin-based, monolithic floor surfacing designed to produce a seamless floor.
 - 1. Basis-of-Design Product: Subject to compliance with requirements, provide Dur-A-Flex, Inc.; Dur-A-Quartz, or comparable product by one of the following:
 - a. BASF Construction Chemicals, Inc.; BASF Building Systems.
 - b. PPG Industries, Inc.
 - c. Sherwin-Williams Company; General Polymers.
 - d. Stonhard, Inc.
 - e. Tnemec Company, Inc.
 - f. Valspar Flooring.
- B. System Characteristics:
 - 1. Color and Pattern: As selected by Architect from manufacturer's full range.
 - 2. Wearing Surface: Textured for slip resistance.
 - 3. Overall System Thickness: 1/8 inch.
- C. Primer: Type recommended by resinous flooring manufacturer for substrate and resinous flooring system indicated.
 - 1. Formulation Description: 100 percent solids.
 - 2. Basis-of-Design Product: Subject to compliance with requirements, provide Dur-A-Flex, Inc.; Dur-A-Glaze #4 WB resin and hardener.
- D. Patching and Fill Material: Resinous product of or approved by resinous flooring manufacturer and recommended by manufacturer for application indicated.
- E. Body Coats:
 - 1. Basis-of-Design Product: Subject to compliance with requirements, provide Dur-A-Flex, Inc.; Dur-A-Glaze #4 resin and hardener.

2. Resin: Epoxy.
 3. Formulation Description: 100 percent solids.
 4. Type: Pigmented.
 5. Application Method: Self-leveling slurry with broadcast aggregates.
 - a. Thickness of Coats: As recommended by manufacturer.
 - b. Number of Coats: Two.
 6. Aggregates: Colored quartz (ceramic-coated silica).
- F. Grout Coats:
1. Basis-of-Design Product: Subject to compliance with requirements, provide Dur-A-Flex, Inc.; Dur-A-Glaze #4 resin and Water Clear.
 2. Resin: Epoxy.
 3. Formulation Description: 100 percent solids.
 4. Application Method: Self-leveling slurry.
 - a. Thickness of Coats: As recommended by manufacturer.
 - b. Number of Coats: Two.
- G. Topcoat: Sealing or finish coats.
1. Basis-of-Design Product: Subject to compliance with requirements, provide Dur-A-Flex, Inc.; Armor Top resin, hardener and grit.
 2. Resin: Urethane.
 3. Formulation Description: High solids.
 4. Type: Clear.
 5. Finish: Gloss.
 6. Number of Coats: One.
- H. System Physical Properties: Provide resinous flooring system with the following minimum physical property requirements when tested according to test methods indicated:
1. Compressive Strength: 12,500 psi per ASTM C 579.
 2. Tensile Strength: 2,600 psi per ASTM C 307.
 3. Flexural Modulus of Elasticity: 4,500 psi per ASTM C 580.
 4. Water Absorption: 0.04 percent per ASTM D 570.
 5. Indentation: 0.025 percent maximum per MIL-D-3134.
 6. Impact Resistance: No chipping, cracking, or delamination and not more than 1/16-inch permanent indentation per MIL-D-3134.
 7. Resistance to Elevated Temperature: No slip or flow of more than 1/16 inch per MIL-D-3134.
 8. Abrasion Resistance: 24 mg maximum weight loss per ASTM D 4060.
 9. Flammability: Self-extinguishing per ASTM D 635.
 10. Hardness: 75 to 80, Shore D per ASTM D 2240.
 11. Bond Strength: 400 psi concrete substrate fails, per ASTM D 4541.

PART 3 - EXECUTION

3.1 PREPARATION

- A. Prepare and clean substrates according to resinous flooring manufacturer's written instructions for substrate indicated. Provide clean, dry substrate for resinous flooring application.
- B. Concrete Substrates: Provide sound concrete surfaces free of laitance, glaze, efflorescence, curing compounds, form-release agents, dust, dirt, grease, oil, and other contaminants incompatible with resinous flooring.
 - 1. Roughen concrete substrates as follows:
 - a. Shot-blast surfaces with an apparatus that abrades the concrete surface, contains the dispensed shot within the apparatus, and recirculates the shot by vacuum pickup.
 - 2. Repair damaged and deteriorated concrete according to resinous flooring manufacturer's written instructions.
 - 3. Verify that concrete substrates are dry and moisture-vapor emissions are within acceptable levels according to manufacturer's written instructions.
 - a. Perform anhydrous calcium chloride test, ASTM F 1869. Proceed with application of resinous flooring only after substrates have maximum moisture-vapor-emission rate of 3 lb of water/1000 sq. ft. of slab area in 24 hours.
 - b. Perform plastic sheet test, ASTM D 4263. Proceed with application only after testing indicates absence of moisture in substrates.
 - c. Perform relative humidity test using in situ probes, ASTM F 2170. Proceed with installation only after substrates have a maximum 75 percent relative humidity level measurement.
 - 4. Alkalinity and Adhesion Testing: Verify that concrete substrates have pH within acceptable range. Perform tests recommended by manufacturer. Proceed with application only after substrates pass testing.
- C. Patching and Filling: Use patching and fill material to fill holes and depressions in substrates according to manufacturer's written instructions.
 - 1. Control Joint Treatment: Treat control joints and other nonmoving substrate cracks to prevent cracks from reflecting through resinous flooring according to manufacturer's written instructions.
- D. Resinous Materials: Mix components and prepare materials according to resinous flooring manufacturer's written instructions.

3.2 APPLICATION

- A. Apply components of resinous flooring system according to manufacturer's written instructions to produce a uniform, monolithic wearing surface of thickness indicated.
 - 1. Coordinate application of components to provide optimum adhesion of resinous flooring system to substrate, and optimum intercoat adhesion.
 - 2. Cure resinous flooring components according to manufacturer's written instructions. Prevent contamination during application and curing processes.
 - 3. Expansion and Isolation Joint Treatment: At substrate expansion and isolation joints, comply with resinous flooring manufacturer's written instructions.
- B. Primer: Apply primer over prepared substrate at manufacturer's recommended spreading rate.
- C. Troweled or Screeded Body Coats: Apply troweled or screeded body coats in thickness indicated for flooring system. Hand or power trowel and grout to fill voids. When body coats are cured, remove trowel marks and roughness using method recommended by manufacturer.
- D. Grout Coat: Apply grout coat, of type recommended by resinous flooring manufacturer, to fill voids in surface of final body coat.
 - 1. Aggregates: Broadcast aggregates at rate recommended by manufacturer and, after resin is cured, remove excess aggregates to provide surface texture indicated.
- E. Topcoats: Apply topcoats in number indicated for flooring system and at spreading rates recommended in writing by manufacturer and to produce wearing surface indicated.
- F. Apply topcoats in number indicated for flooring system and at spreading rates recommended in writing by manufacturer.

3.3 FIELD QUALITY CONTROL

- A. Material Sampling: Owner may at any time and any number of times during resinous flooring application require material samples for testing for compliance with requirements.
 - 1. Owner will engage an independent testing agency to take samples of materials being used. Material samples will be taken, identified, sealed, and certified in presence of Contractor.
 - 2. Testing agency will test samples for compliance with requirements, using applicable referenced testing procedures or, if not referenced, using testing procedures listed in manufacturer's product data.
 - 3. If test results show applied materials do not comply with specified requirements, pay for testing, remove noncomplying materials, prepare surfaces coated with unacceptable materials, and reapply flooring materials to comply with requirements.

3.4 PROTECTION

- A. Protect resinous flooring from damage and wear during the remainder of construction period. Use protective methods and materials, including temporary covering, recommended in writing by resinous flooring manufacturer.
 - 1. Include nonstaining construction-grade natural kraft paper secured with non-tacky blue floor tape, and in areas affected by rolling traffic, moving objects, or stored materials, include hardboard-panel protection.

END OF SECTION 096723

SECTION 099600 – HIGH-PERFORMANCE COATINGS (Addendum No. 10.1)

PART 1 - GENERAL

1.1 RELATED DOCUMENTS

- A. Drawings and general provisions of the Contract, including General and Supplementary Conditions and Division 01 Specification Sections, apply to this Section.

1.2 SUMMARY

- A. Section includes surface preparation and the application of high-performance coating systems on existing structural glazed tile substrates.
- B. Related Requirements:
 - 1. Division 09 Section "Painting" for general field coating.

1.3 ACTION SUBMITTALS

- A. Product Data: For each type of product. Include preparation requirements and application instructions.
- B. Sustainable Design Submittals:
 - 1. Laboratory Test Reports: For high-performance coatings, indicating compliance with requirements for low-emitting materials.
- C. Samples for Verification: For each type of coating system and in each color and gloss of topcoat indicated.
 - 1. Submit Samples on rigid backing, 8 inches square.
 - 2. Step coats on Samples to show each coat required for system.
 - 3. Label each coat of each Sample.
 - 4. Label each Sample for location and application area.
- D. Product List: Cross-reference to coating system and locations of application areas. Use same designations indicated on Drawings and in schedules. Include color designations.

1.4 MAINTENANCE MATERIAL SUBMITTALS

- A. Furnish maintenance materials, from the same product run, that match products installed and that are packaged with protective covering for storage and identified with labels describing contents.
 - 1. Coating Finishes: 5 percent, but not less than 1 gal. of each material and color applied.

1.5 QUALITY ASSURANCE

- A. Mockups: Apply benchmark samples of each coating system indicated and each color and finish selected to verify preliminary selections made under sample submittals and to demonstrate aesthetic effects and set quality standards for materials and execution.
 - 1. Architect will select one surface to represent surfaces and conditions for application of each coating system specified in Part 3.
 - a. Vertical and Horizontal Surfaces: Provide samples of at least 100 sq. ft.
 - b. Other Items: Architect will designate items or areas required.
 - 2. Final approval of color selections will be based on benchmark samples.
 - a. If preliminary color selections are not approved, apply additional benchmark samples of additional colors selected by Architect at no added cost to Owner.
 - 3. Approval of mockups does not constitute approval of deviations from the Contract Documents contained in mockups unless Architect specifically approves such deviations in writing.
 - 4. Subject to compliance with requirements, approved mockups may become part of the completed Work if undisturbed at time of Substantial Completion.

1.6 DELIVERY, STORAGE, AND HANDLING

- A. Store materials not in use in tightly covered containers in well-ventilated areas with ambient temperatures continuously maintained at not less than 45 deg F.
 - 1. Maintain containers in clean condition, free of foreign materials and residue.
 - 2. Remove rags and waste from storage areas daily.

1.7 FIELD CONDITIONS

- A. Apply coatings only when temperature of surfaces to be coated and ambient air temperatures are between 50 and 95 deg F.
- B. Do not apply coatings when relative humidity exceeds 85 percent; at temperatures less than 5 deg F above the dew point; or to damp or wet surfaces.

PART 2 - PRODUCTS

2.1 MANUFACTURERS

- A. Manufacturers: Subject to compliance with requirements, provide products by one of the following:
 - 1. Benjamin Moore & Co. (BM)
 - 2. PPG Coatings. (PPG)
 - 3. Pratt & Lambert. (P&L)
 - 4. Sherwin-Williams Company (The). (S-W)
- B. Basis-of-Design Products: Subject to compliance with requirements, provide products listed in the coating schedules for the coating category indicated, or a comparable product by another listed manufacturer.

2.2 HIGH-PERFORMANCE COATINGS

- A. Material Compatibility:
 - 1. Provide materials for use within each coating system that are compatible with one another and substrates indicated, under conditions of service and application as demonstrated by manufacturer, based on testing and field experience.
 - 2. For each coat in a coating system, provide products recommended in writing by manufacturers of topcoat for use in finish system and on substrate indicated.
- B. Low-Emitting Materials: Interior coatings and coatings used inside the waterproofing system shall comply with the following:
 - 1. California Department of Public Health Standard Method V1.1–2010.
 - 2. Meet the VOC limits of California Air Resources Board (CARB) 2007 Suggested Control Measure (SCM) for Architectural Coatings, OR meet the applicable chemical content requirements of SCAQMD Rule 1113, June 3, 2011.
 - 3. On-site wet-applied interior coating products shall not contain methylene chloride or perchloroethylene.
- C. Colors: As indicated in color schedules on Drawings, or if not indicated, as selected by Architect from manufacturer's full range.
 - 1. Allow for one deep-tone accent color per room. Deep-tone accent colors require tinted deep-tone primers and additional finish coats necessary for complete coverage.
- D. Material Quality: Provide manufacturer's best-quality coating material of the various coating types specified that are factory formulated and recommended by manufacturer for application indicated. Coating-material containers not displaying manufacturer's product identification will not be acceptable.
 - 1. Proprietary Names: Use of manufacturer's proprietary product names to designate colors or materials is not intended to imply that products named are

required to be used to the exclusion of equivalent products of other manufacturers. Furnish manufacturer's material data and certificates of performance for proposed substitutions.

PART 3 - EXECUTION

3.1 EXAMINATION

- A. Examine substrates and conditions, with Applicator present, for compliance with requirements for maximum moisture content and other conditions affecting performance of work.
- B. Maximum Moisture Content of Substrates: When measured with an electronic moisture meter as follows:
 - 1. Masonry: 12 percent.
- C. Verify suitability of substrates, including surface conditions and compatibility with existing finishes and primers.
- D. Proceed with coating application only after unsatisfactory conditions have been corrected.
 - 1. Application of coating indicates acceptance of surfaces and conditions.

3.2 PREPARATION

- A. Comply with manufacturer's written instructions applicable to substrates and coating systems indicated.
- B. Remove hardware, covers, plates, and similar items already in place that are removable and are not to be painted.
 - 1. If removal is impractical or impossible because of size or weight of item, provide surface-applied protection before surface preparation and painting.
 - 2. After completing painting operations, use workers skilled in the trades involved to reinstall items that were removed.
 - 3. Remove surface-applied protection if any.
- C. Clean substrates of substances that could impair bond of coatings, including dirt, oil, grease, and incompatible coatings.
 - 1. Remove incompatible coatings and reprime substrate with compatible primers as required to produce coating systems indicated.
- D. Existing Structural Glazed Tile Surfaces:
 - 1. Clean existing structural glazed tile substrates with XIM Products, Inc.; GON, GON20, or Xylene according to manufacturer's written instructions.

2. Apply XIM Products, Inc.; Etch-I-M 4408 or equal, according to manufacturer's written instructions, 1/4-inch thick to each section; allow to sit for 15 to 20 minutes. Do not let Etch-I-M to dry. Squeegee excess off. Using 3M dark green scrub pads, scrub and rinse tile until residue is removed.
3. Clean existing structural glazed tile substrates again with XIM Products, Inc.; GON, GON20, or Xylene according to manufacturer's written instructions.
4. Conduct manufacturer's standard test area according to manufacturer's written instructions where existing structural glazed tile substrates are prepared.
 - a. Do not apply top coats until passing ASTM D3359 adhesion test.
5. After mortar joints have dried, apply primer and top coats.

3.3 APPLICATION

- A. Apply high-performance coatings in accordance with manufacturer's written instructions.
 1. Use applicators and techniques suited for coating and substrate indicated.
 2. Coating surfaces behind movable equipment and furniture same as similar exposed surfaces. Before final installation, coating surfaces behind permanently fixed equipment or furniture with prime coat only.
 3. Coating front and backsides of access panels, removable or hinged covers, and similar hinged items to match exposed surfaces.
 4. Do not coating over labels of independent testing agencies or equipment name, identification, performance rating, or nomenclature plates.
- B. Tint undercoats same color as topcoat, but tint each undercoat a lighter shade to facilitate identification of each coat if multiple coats of same material are to be applied. Provide sufficient difference in shade of undercoats to distinguish each separate coat.
- C. If undercoats or other conditions show through topcoat, apply additional coats until cured film has a uniform coating finish, color, and appearance.
- D. Apply coatings and finishes to produce surface films without cloudiness, spotting, holidays, laps, brush marks, roller tracking, runs, sags, ropiness, or other surface imperfections. Cut in sharp lines and color breaks.

3.4 FIELD QUALITY CONTROL

- A. Dry Film Thickness Testing: Owner may engage the services of a qualified testing and inspecting agency to inspect and test coating for dry film thickness.
 1. Contractor shall touch up and restore coated surfaces damaged by testing.
 2. If test results show that dry film thickness of applied coating does not comply with coating manufacturer's written recommendations, Contractor shall pay for testing and apply additional coats as needed to provide dry film thickness that complies with coating manufacturer's written recommendations.

3.5 CLEANING AND PROTECTION

- A. At end of each workday, remove rubbish, empty cans, rags, and other discarded materials from Project site.
- B. After completing coating and finish application, clean spattered surfaces. Remove spattered coatings by washing, scraping, or other methods. Do not scratch or damage adjacent finished surfaces.
- C. Protect work of other trades against damage from coating application. Correct damage to work of other trades by cleaning, repairing, replacing, and refinishing, as approved by Architect, and leave in an undamaged condition.
- D. At completion of construction activities of other trades, touch up and restore damaged or defaced coated surfaces.

3.6 INTERIOR COATING SCHEDULE

- A. Existing Structural Glazed Tile Surfaces:
 - 1. 1st Coat: XIM Products, Inc.; Advanced Technologies UMA Tintable Base Bonder and Primer/Sealer 1106. Applied at a dry film thickness of not less than 1.0 to 1.25 mils (3.5 to 4.5 mils wet) according to manufacturer's written instructions.
 - a. Roll or spray UMA Tintable Base Bonder and Primer/Sealer 1106 according to manufacturer's written instructions.
 - 2. 2nd and 3rd Coats: BM Interior Ultra Spec Scuff-X Interior Eggshell Finish 485: Applied at a dry film thickness of not less than 1.7 mils (4.3 mils wet) per coat.
 - 3. 4th Coat for Deep-Tint Colors: Same as 3rd coat.

END OF SECTION 099600

SECTION 102800 – TOILET ACCESSORIES

PART 1 - GENERAL

1.1 RELATED DOCUMENTS

- A. Drawings and general provisions of the Contract, including General and Supplementary Conditions and Division 01 Specification Sections, apply to this Section.

1.2 SUMMARY

- A. Section Includes:
 - 1. Washroom accessories.
 - 2. Warm-air dryers.
 - 3. Underlavatory guards.
 - 4. **Childcare accessories.** (Addendum No. 10.1)

1.3 COORDINATION

- A. Coordinate accessory locations with other work to prevent interference with clearances required for access by people with disabilities, and for proper installation, adjustment, operation, cleaning, and servicing of accessories.
- B. Deliver inserts and anchoring devices set into concrete or masonry as required to prevent delaying the Work.

1.4 PREINSTALLATION MEETINGS

- A. Preinstallation Conference: Conduct conference at Project site.

1.5 ACTION SUBMITTALS

- A. Product Data: For each type of product.
 - 1. Include construction details, material descriptions, dimensions of individual components and profiles, and finishes.
 - 2. Include anchoring and mounting requirements, including requirements for cutouts in other work and substrate preparation.
 - 3. Include electrical characteristics.
- B. Product Schedule: Indicating types, quantities, sizes, and installation locations by room of each accessory required.
 - 1. Identify locations using room designations indicated on Drawings.

2. Identify products using designations indicated on Drawings.

1.6 INFORMATIONAL SUBMITTALS

- A. Sample Warranty: For manufacturer's special warranty.

1.7 CLOSEOUT SUBMITTALS

- A. Maintenance Data: For toilet and bath accessories to include in maintenance manuals.

1.8 WARRANTY

- A. Special Mirror Warranty: Manufacturer's standard form in which manufacturer agrees to replace mirrors that develop visible silver spoilage defects and that fail in materials or workmanship within specified warranty period.

1. Warranty Period: 15 years from date of Substantial Completion.

PART 2 - PRODUCTS

2.1 OWNER-FURNISHED MATERIAL – INSTALLED BY CONTRACTOR

- A. Toilet Accessories Furnished by Owner and Installed by Contractor:
 1. Towel dispensers with trash bins.
 2. Soap dispensers.

2.2 PERFORMANCE REQUIREMENTS

- A. Electrical Components, Devices, and Accessories: Listed and labeled as defined in NFPA 70, by a qualified testing agency, and marked for intended location and application.

2.3 MANUFACTURERS

- A. Basis-of-Design Product: The design for accessories is based on products indicated. Subject to compliance with requirements, provide the named product or a comparable product by one of the following:
 1. AJW Architectural Products.
 2. American Specialties, Inc.
 3. Bobrick Washroom Equipment, Inc.
 4. Bradley Corporation.

- B. Source Limitations: Provide products of same manufacturer for each type of accessory unit and for units exposed to view in same areas, unless otherwise approved by Architect.

2.4 WASHROOM ACCESSORIES – FURNISHED AND INSTALLED BY CONTRACTOR

A. Toilet Tissue Dispenser:

1. Basis-of-Design Product: Bradley; Model 5224.
2. Description: Surface mounted, double roll dispenser.
3. Mounting: Surface mounted.
4. Operation: Spindleless with tension-spring controlled delivery and self-locking device extending through core that prevents core removal until roll is empty.
5. Capacity: Designed for 4-1/2 or 5 inch-diameter tissue rolls.
6. Exposed Material and Finish: 22 gauge satin finish stainless steel.

B. Grab Bar:

1. Basis-of-Design Product: Bradley; Series 832.
2. Mounting: Flanges with concealed fasteners.
3. Material 22 gauge stainless steel.
 - a. Finish: Smooth, No. 4 finish (satin).
4. Outside Diameter: 1-1/4 inches.
5. Configuration and Length: As indicated on Drawings.

C. Mirror:

1. Basis-of-Design Product: Bradley; Model 781.
2. Description: Surface mounted, stainless steel channel frame with concealed mounts.
3. Mirror Glass: 1/4-inch-thick glass.
4. Sizes: As indicated on Drawings.

D. Medicine Cabinet:

1. Basis-of-Design Product: Bradley; Model 175.
2. Mounting: Recessed, for nominal 4-inch wall depth.
3. Size: 17 1/8 by 30 5/8 inches.
4. Door: Framed mirror door concealing storage cabinet equipped with continuous hinge and spring-buffered, rod-type stop and magnetic door catch.
5. Shelves: Three, adjustable.
6. Material and Finish:
 - a. Cabinet, Mirror Frame, Door, Hinge, and Shelves: Stainless steel, ASTM A480/A480M No. 4 finish (satin).

2.5 WARM-AIR DRYERS

A. Warm Air Dryers:

1. Basis-of-Design Product: Excel Dryer Corporation; Xlerator Hand Dryer, Model XLERATOReco Hand Dryer XL-W-ECO-1.1N, or equal.
2. Mounting: Surface mounted.
3. Operation: Electronic-sensor activated with timed power cut-off switch.
 - a. Drying Time: 10 seconds.
4. Cover Material and Finish: Die-cast zinc alloy, white epoxy painted.
5. Electrical Requirements: 115 V, 4.3 to 4.5 A, 460 to 530 W.
6. Accessories: Noise reduction nozzle that lowers decibel level 9 dB by reducing air deflection noise but increases dry time by approximately 3 seconds.

2.6 UNDERLAVATORY GUARDS

A. Underlavatory Guard:

1. Basis-of-Design Product: Subject to compliance with requirements, provide products by Truebro, Inc., or a comparable product by one of the following:
 - a. Plumberex Specialty Products, Inc.
 - b. TCI Products.
2. Description: Insulating pipe covering for supply and drain piping assemblies, that prevent direct contact with and burns from piping, and allow service access without removing coverings.
3. Material and Finish: Antimicrobial, molded-plastic, white.

2.7 MATERIALS

- A. Stainless Steel: ASTM A 666, Type 304, 0.0312-inch minimum nominal thickness, unless otherwise indicated.
- B. Steel Sheet: ASTM A 1008, Designation CS (cold rolled, commercial steel), 0.0359-inch minimum nominal thickness.
- C. Galvanized Steel Sheet: ASTM A 653, with G60 hot-dip zinc coating.
- D. Chromium Plating: ASTM B 456, Service Condition Number SC 2 (moderate service), nickel plus chromium electrodeposited on base metal.
- E. Mirror Glass: ASTM C 1503, Mirror Glazing Quality, clear-glass mirrors, nominal 6.0 mm thick.
- F. Galvanized Steel Mounting Devices: ASTM A 153, hot-dip galvanized after fabrication.
- G. Fasteners: Screws, bolts, and other devices of same material as accessory unit and tamper-and-theft resistant where exposed, and of galvanized steel where concealed.

2.8 FABRICATION

- A. General: Fabricate units with tight seams and joints, and exposed edges rolled. Hang doors and access panels with full-length, continuous hinges. Equip units for concealed anchorage and with corrosion-resistant backing plates.
- B. Manufacturer's Trademarks and Model Numbers: Neither name nor trademark of manufacturer is acceptable on exposed surfaces of accessories. Provide manufacturer's name and model number on stamped plate or waterproof label securely affixed to unexposed surface of accessory.
- C. Surface-Mounted Toilet Accessories: Unless otherwise indicated, fabricate units with tight seams and joints, and exposed edges rolled. Hang doors and access panels with continuous stainless-steel hinge. Provide concealed anchorage where possible.
- D. Recessed Toilet Accessories: Unless otherwise indicated, fabricate units of all-welded construction, without mitered corners. Hang doors and access panels with full-length, stainless-steel hinge. Provide anchorage that is fully concealed when unit is closed.
- E. Framed Glass-Mirror Units: Fabricate frames for glass-mirror units to accommodate glass edge protection material. Provide mirror backing and support system that permits rigid, tamper-resistant glass installation and prevents moisture accumulation.
 - 1. Provide galvanized steel backing sheet, not less than 0.034 inch and full mirror size, with nonabsorptive filler material. Corrugated cardboard is not an acceptable filler material.
- F. Mirror-Unit Hangers: Provide mirror-unit mounting system that permits rigid, tamper- and theft-resistant installation, as follows:
 - 1. One-piece, galvanized steel, wall-hanger device with spring-action locking mechanism to hold mirror unit in position with no exposed screws or bolts.
- G. Keys: Provide universal keys for internal access to accessories for servicing and resupplying. Provide minimum of six keys to Owner's representative.

2.9 **CHILDCARE ACCESSORIES** (Addendum No. 10.1)

A. **Diaper Changing Station:**

- 1. **Basis-of-Design Product: Basis-of-Design Product: Subject to compliance with requirements, provide Bradley; Model 962, or a comparable product by one of the following:**
 - a. **American Specialties, Inc.**
 - b. **Foundations Children's Products.**
 - c. **GAMCO Specialty Accessories; a division of Bobrick.**
 - d. **Koala Kare Products; a Division of Bobrick.**

2. **Description: Horizontal unit that opens by folding down from stored position and with child-protection strap.**
 - a. **Engineered to support a minimum of 250-lb static load when opened.**
3. **Mounting: Recess mounted.**
4. **Operation: By pneumatic shock-absorbing mechanism.**
5. **Material and Finish: Stainless steel, No. 4 finish (satin), with replaceable bacterial-resistant polyethylene body in manufacturer's standard color.**
6. **Liner Dispenser: Built in.**

PART 3 - EXECUTION

3.1 INSTALLATION

- A. Install accessories according to manufacturers' written instructions, using fasteners appropriate to substrate indicated and recommended by unit manufacturer. Install units level, plumb, and firmly anchored in locations and at heights indicated.
- B. Secure mirrors to walls in concealed, tamper-resistant manner with special hangers, toggle bolts, or screws. Set units level, plumb, and square at locations indicated, according to manufacturer's written instructions for substrate indicated.
- C. Grab Bars: Install to withstand a downward load of at least 250 lbf, when tested according to method in ASTM F 446.
- D. Mounting Heights: As indicated on Drawings.

3.2 ADJUSTING AND CLEANING

- A. Adjust accessories for unencumbered, smooth operation. Replace damaged or defective items.
- B. Remove temporary labels and protective coatings.
- C. Clean and polish exposed surfaces according to manufacturer's written recommendations.

END OF SECTION 102800

SECTION 105113 – METAL LOCKERS

PART 1 - GENERAL

1.1 RELATED DOCUMENTS

- A. Drawings and general provisions of the Contract, including General and Supplementary Conditions and Division 01 Specification Sections, apply to this Section.

1.2 SUMMARY

- A. Section includes heavy-duty metal lockers.

1.3 COORDINATION

- A. Coordinate sizes and locations of concrete or masonry bases for metal lockers.

1.4 PREINSTALLATION MEETINGS

- A. Preinstallation Conference: Conduct conference at Project site.

1.5 ACTION SUBMITTALS

- A. Product Data: For each type of product indicated. Include construction details, material descriptions, dimensions of individual components and profiles, and finishes for each type of metal locker.
- B. Shop Drawings: Include plans, elevations, sections, details, and attachments to other Work.
 - 1. Show locker fillers, trim, base, sloping tops, and accessories.
 - 2. Include locker-numbering sequence.
- C. Samples for Initial Selection: For units with factory-applied color finishes.
- D. Samples for Verification: For metal lockers, in manufacturer's standard sizes.

1.6 INFORMATIONAL SUBMITTALS

- A. Qualification Data: For qualified Installer.
- B. Warranty: Sample of special warranty.

1.7 CLOSEOUT SUBMITTALS

- A. Maintenance Data: For adjusting, repairing, and replacing locker doors and latching mechanisms to include in maintenance manuals specified in Division 01.

1.8 MAINTENANCE MATERIAL SUBMITTALS

- A. Furnish extra materials that match products installed and that are packaged with protective covering for storage and identified with labels describing contents.
 - 1. Full-size units of the following metal locker hardware items equal to five percent of amount installed for each type and finish installed, but no fewer than five units:
 - a. Shelves.
 - b. Hooks.

1.9 QUALITY ASSURANCE

- A. Installer Qualifications: Manufacturer's authorized representative who is trained and approved for installation of units required for this Project.

1.10 DELIVERY, STORAGE, AND HANDLING

- A. Do not deliver lockers until spaces to receive them are clean, dry, and ready for locker installation.
- B. Protect lockers from damage during delivery, handling, storage, and installation.

1.11 FIELD CONDITIONS

- A. Field Measurements: Verify actual dimensions of recessed openings by field measurements before fabrication.

1.12 WARRANTY

- A. Special Warranty: Manufacturer's standard form in which manufacturer agrees to repair or replace components of metal lockers that fail in materials or workmanship, excluding finish, within specified warranty period.
 - 1. Failures include, but are not limited to, the following:
 - a. Structural failures.
 - b. Faulty operation of latches and other door hardware.
 - 2. Damage from deliberate destruction and vandalism is excluded.
 - 3. Warranty Period for All-Welded Metal Lockers: Lifetime from date of Substantial Completion.

PART 2 - PRODUCTS

2.1 MANUFACTURERS

- A. Source Limitations: Obtain metal lockers and accessories from single source from single locker manufacturer.
 - 1. Obtain locks from single lock manufacturer.

2.2 PERFORMANCE REQUIREMENTS

- A. Regulatory Requirements: Where metal lockers are indicated to comply with accessibility requirements, comply with the USDOJ's "2010 ADA Standards for Accessible Design", ICC A117.1, and the Illinois Accessibility Code.

2.3 WELDED CORRIDOR LOCKERS

- A. Products: Subject to compliance with requirements, provide one of the following:
 - 1. ASI Storage Solutions; ASI Group; All-Welded Traditional.
 - 2. DeBourgh Mfg. Co.; Sentry Corridor/Personnel Lockers.
 - 3. List Industries Inc.; Marquis Protector.
 - 4. Lyon Workspace Products, LLC; All-Welded Lockers.
 - 5. Penco Products, Inc.; All-Welded Lockers.
 - 6. Republic Storage Systems Company; All-Welded Ventilated.
- B. Locker Arrangement: As indicated on Drawings.
- C. Body: Assembled by welding body components together. Fabricate from unperforated steel sheet with thicknesses as follows:
 - 1. Tops, Bottoms, and Sides: 0.060-inch nominal thickness.
 - 2. Backs: 0.048-inch nominal thickness, unless noted otherwise.
 - 3. Shelves: 0.060-inch nominal thickness, with double bend at front and single bend at sides and back.
- D. Frames: Channel formed; fabricated from 0.060-inch nominal-thickness steel sheet; lapped and factory welded at corners; with top and bottom main frames factory welded into vertical main frames. Form continuous, integral door strike full height on vertical main frames.
- E. Doors: One piece; fabricated from 0.075-inch nominal-thickness steel sheet; formed into channel shape with double bend at vertical edges and with right-angle single bend at horizontal edges.
 - 1. Reinforcement: Manufacturer's standard reinforcing angles, channels, or stiffeners for doors more than 15 inches wide; welded to inner face of doors.

2. Door Style:
 - a. Security Vents: Manufacturer's standard, stamped horizontal or vertical.
- F. Hinges: Welded to door and attached to door frame with no fewer than two factory-installed rivets per hinge that are completely concealed and tamper resistant when door is closed; fabricated to swing 180 degrees.
 1. Hinges: Either of the following:
 - a. Knuckle Hinges: Steel, full loop, five or seven knuckles, tight pin; minimum 2 inches high. Provide no fewer than three hinges for each door more than 42 inches high.
 - b. Continuous Hinges: Manufacturer's standard, steel; side or top mounted as required by locker configuration.
- G. Recessed Door Handle and Latch: Stainless-steel cup with integral door pull, recessed so locking device does not protrude beyond face of door; pry and vandal resistant.
 1. Multipoint Latching: Finger-lift latch control designed for use with built-in combination locks or padlocks; positive automatic latching and prelocking.
 - a. Latch Hooks: Equip doors 48 inches and higher with three latch hooks and doors less than 48 inches high with two latch hooks; fabricated from 0.120-inch nominal-thickness steel sheet; welded to full-height door strikes; with resilient silencer on each latch hook.
 - b. Latching Mechanism: Manufacturer's standard, rattle-free latching mechanism and moving components isolated to prevent metal-to-metal contact, and incorporating a prelocking device that allows locker door to be locked while door is open and then closed without unlocking or damaging lock or latching mechanism.
- H. Combination Padlocks **for Type A Metal Lockers**: Provided by Owner. (Addendum No. 10.1)
- I. **Built-in Combination Locks for Types B and C Metal Lockers: Key-controlled, three-number dialing combination locks; capable of at least five combination changes made automatically with a control key.** (Addendum No. 1)
 1. **Bolt Operation: Automatically locking spring bolt.**
- J. Equipment: Equip each metal locker with identification plate and the following unless otherwise indicated:
 1. Single-Tier Units: Shelf, one double-prong ceiling hook, and two single-prong wall hooks.

K. Accessories:

1. Continuous Zee Base **for Type A Metal Lockers**: Fabricated from 0.075-inch nominal-thickness steel sheet. (Addendum No. 10.1)
 - a. Height: 4 inches.
2. Continuous Sloping Tops **for Types A and C Metal Lockers**: Fabricated from 0.048-inch nominal-thickness steel sheet, with a pitch of approximately 20 degrees. (Addendum No. 10.1)
 - a. Closures: Vertical-end type.
3. Recess Trim **for Type B Metal Lockers**: Fabricated from 0.048-inch nominal-thickness steel sheet. (Addendum No. 10.1)
4. Filler Panels: Fabricated from 0.048-inch nominal-thickness steel sheet.

L. Materials:

1. Cold-Rolled Steel Sheet: ASTM A 1008, Commercial Steel (CS) Type B, suitable for exposed applications.

M. Finish: Baked enamel or powder coat.

1. Colors: **CUSTOM** colors to match existing and as indicated on Drawings.

2.4 FABRICATION

- A. Fabricate lockers square, rigid, and without warp, with metal faces flat and free of dents or distortion. Make exposed metal edges free of sharp edges and burrs, and safe to touch.
 1. Form locker-body panels, doors, shelves and accessories from one-piece steel sheet, unless otherwise indicated.
 2. Provide fasteners, filler plates, supports, clips, and closures as required for a complete installation.
- B. Fabricate each metal locker with an individual door and frame; individual top, bottom, and back; and common intermediate uprights separating compartments. Factory weld frame members of each metal locker together to form a rigid, one-piece assembly.
- C. All-Welded Construction: Factory preassemble metal lockers by welding all joints, seams, and connections; with no bolts, nuts, screws, or rivets used in assembly of main locker groups. Factory weld main locker groups into one-piece structures. Grind exposed welds flush.
- D. Hooks: Manufacturer's standard ball-pointed type, aluminum or steel; zinc plated.
- E. Identification Plates: Manufacturer's standard, etched, embossed, or stamped aluminum plates, with numbers and letters at least 3/8 inch high.

- F. Continuous Sloping Tops: Fabricated in lengths as long as practical, without visible fasteners at splice locations; finished to match lockers.
 - 1. Sloped top corner fillers, mitered.
- G. Recess Trim: Fabricated with minimum 2-1/2-inch face width and in lengths as long as practical; finished to match lockers.
- H. Filler Panels: Fabricated in an unequal leg angle shape; finished to match lockers. Provide slip-joint filler angle formed to receive filler panel.

2.5 ACCESSORIES

- A. Fasteners: Zinc- or nickel-plated steel, slotless-type exposed bolt heads, and self-locking nuts or lock washers for nuts on moving parts.
- B. Anchors: Select material, type, size, and finish required for secure anchorage to each substrate.
 - 1. Provide nonferrous-metal or hot-dip galvanized anchors and inserts on inside face of exterior walls and elsewhere as required for corrosion resistance.
 - 2. Provide toothed-steel or lead expansion sleeves for drilled-in-place anchors.

2.6 STEEL SHEET FINISHES

- A. Factory finish steel surfaces and accessories, except stainless-steel and chrome-plated surfaces. One of the following:
 - 1. Baked-Enamel Finish: Immediately after cleaning, pretreating, and phosphatizing, apply manufacturer's standard thermosetting baked-enamel finish. Comply with paint manufacturer's written instructions for application, baking, and minimum dry film thickness.
 - 2. Powder-Coat Finish: Immediately after cleaning and pretreating, electrostatically apply manufacturer's standard, baked-polymer, thermosetting powder finish. Comply with resin manufacturer's written instructions for application, baking, and minimum dry film thickness.

PART 3 - EXECUTION

3.1 EXAMINATION

- A. Examine walls, floors, and support bases, with Installer present, for compliance with requirements for installation tolerances and other conditions affecting performance of work.
- B. Prepare written report, endorsed by Installer, listing conditions detrimental to performance of the Work.

- C. Proceed with installation only after unsatisfactory conditions have been corrected.

3.2 INSTALLATION

- A. General: Install level, plumb, and true; shim as required, using concealed shims.
 - 1. Anchor locker runs at ends and at intervals recommended by manufacturer, but not more than 36 inches o.c. Using concealed fasteners, install anchors through backup reinforcing plates, channels, or blocking as required to prevent metal distortion.
 - 2. Anchor single rows of metal lockers to walls near top of lockers and to floor.
 - 3. Anchor back-to-back metal lockers to floor.
- B. All-Welded Metal Lockers: Connect groups of all-welded lockers together with standard fasteners, with no exposed fasteners on face frames.
- C. Equipment and Accessories: Fit exposed connections of trim, fillers, and closures accurately together to form tight, hairline joints, with concealed fasteners and splice plates.
 - 1. Attach hooks with at least two fasteners.
 - 2. Attach door latches on doors using security-type fasteners.
 - 3. Identification Plates: Identify metal lockers with identification indicated on Shop Drawings.
 - a. Attach plates to each locker door, near top, centered, with at least two aluminum rivets.
 - b. Attach plates to upper shelf of each open-front metal locker, centered, with a least two aluminum rivets.
 - 4. Attach recess trim to recessed metal lockers with concealed clips.
 - 5. Attach filler panels with concealed fasteners. Locate fillers panels where indicated on Drawings.
 - 6. Attach sloping top units to lockers, with closures at exposed ends.

3.3 ADJUSTING, CLEANING, AND PROTECTION

- A. Clean, lubricate, and adjust hardware. Adjust doors and latches to operate easily without binding.
- B. Protect lockers from damage, abuse, dust, dirt, stain, or paint. Do not permit locker use during construction.
- C. Touch up marred finishes, or replace locker units that cannot be restored to factory-finished appearance. Use only materials and procedures recommended or furnished by locker manufacturer.

END OF SECTION 105113

SECTION 224200 - COMMERCIAL PLUMBING FIXTURES

PART 1 - GENERAL

1.1 RELATED DOCUMENTS

- A. Drawings and general provisions of the Contract, including General and Supplementary Conditions and Division 01 Specification Sections, apply to this Section.

1.2 SUMMARY

- A. Section Includes:
 1. Water closets.
 2. Flush valves.
 3. Urinals.
 4. Lavatories.
 5. Sinks.
 6. Electric water coolers.
 7. Emergency showers.
 8. Emergency eye washes.

1.3 DEFINITIONS

- A. FRP: Fiberglass-reinforced plastic.

1.4 ACTION SUBMITTALS

- A. Product Data: For each type of product.
 1. Include construction details, material descriptions, dimensions of individual components and profiles, and finishes for lavatories.
 2. Include rated capacities, operating characteristics, electrical characteristics, and furnished specialties and accessories.
- B. Shop Drawings: Include diagrams for power, signal, and control wiring.

1.5 INFORMATIONAL SUBMITTALS

- A. Coordination Drawings: Counter cutout templates for mounting of counter-mounted plumbing fixtures.
- B. Sample Warranty: For special warranty.

1.6 CLOSEOUT SUBMITTALS

- A. Operation and Maintenance Data: For plumbing fixtures and faucets to include in emergency, operation, and operation and maintenance manuals.

PART 2 - PRODUCTS

2.1 WALL-MOUNTED WATER CLOSETS **WC-1**

- A. Bowl:
1. Acceptable Manufacturers:
 - a. American Standard, Model AFWall 2257.101.
 - b. Kohler.
 - c. Zurn.
 - d. Sloan.
 - e. Mansfield.
 2. ASME A112.19.2; wall hung, siphon jet, 1.1-1.6 gallons per flush range, white vitreous china closet bowl with elongated rim, 1-1/2 inch top spud.
- B. Exposed Sensor Operated Flush Valve:
1. Acceptable Manufacturers:
 - a. Sloan, Model G2 8111-1.6
 - b. Zurn.
 2. ASME A112.18.1; 1-1/2 top spud, exposed, chrome plated, battery powered, sensor operated, 1.6 gallon flush, escutcheon, integral screwdriver stop and vacuum breaker.
- C. Seat:
1. Acceptable Manufacturers:
 - a. Bemis, Model 2155-SSCT.
 - b. Olsonite.
 - c. Church.
 2. Solid white plastic, open front, extended back, self sustaining hinge, stainless steel posts.
- D. Water Closet Carrier:
1. Acceptable Manufacturers:
 - a. Mifab.
 - b. J.R. Smith.
 - c. Zurn.
 - d. Watts.
 - e. Wade.
 - f. Josam.

2. ASME A112.6.1.M; Commercial closet carrier; cast iron frame, lugs for wall attachment, threaded fixture studs with nuts and washers. Include additional extension coupling, faceplate, and feet for installation in wide chase space.

2.2 WALL-MOUNTED WATER CLOSETS **WC-1A**

- A. Same as WC-1, but mounted at ADA height.

2.3 FLUSH VALVE **FV-2**

- A. Exposed Manual Flush Valve:
 1. Acceptable Manufacturers:
 - a. Sloan, Model Regal 111-1.6.
 - b. Zurn.
 2. ASME A112.18.1; 1-1/2 top spud, exposed, chrome plated, manual flush valve, non-hold-open handle, 1.6 gallon flush, escutcheon, integral screwdriver stop and vacuum breaker.

2.4 WALL HUNG URINALS **UR-1**

- A. Urinal:
 1. Acceptable Manufacturers:
 - a. Sloan, Model WEUS-1000.1401.
 - b. American Standard.
 - c. Kohler.
 - d. Zurn.
 2. ASME A112.19.2; vitreous china, wall hung, flushing rim, 3/4" top spud, 0.125 gallon flush, integral trap.
 3. Exposed Sensor Operated Flush Valve: ASME A112.18.1, 3/4" top spud, exposed chrome plated, battery powered, sensor operated, 0.125 gallon flush, escutcheon, integral screwdriver stop and vacuum breaker.
- B. Wall Mounted Carrier:
 1. Acceptable Manufacturers:
 - a. Mifab.
 - b. J.R. Smith.
 - c. Zurn.
 - d. Wade.
 - e. Watts.
 - f. Josam.
 2. ASME 112.6.1; cast iron and steel frame with tubular legs, lugs for floor attachment, threaded fixture studs for fixture hanger.

2.5 WALL HUNG URINALS **UR-1A**

- A. Same as UR-1, but installed at ADA height.

2.6 LAVATORIES **LAV-1A**

- A. Vitreous China Wall Hung Basin:

1. Acceptable Manufacturers:

- a. American Standard Model Lucerne 0355.012.
- b. Kohler.
- c. Zurn.
- d. Sloan.
- e. Mansfield.

2. ASME A112.19.2; vitreous china wall hung lavatory, 20" x 18" minimum rectangular basin with splash lip, 5" high back, drillings on 4 inch centers, and front overflow.

- B. Supply fitting:

1. Acceptable Manufacturers:

- a. Sloan, Model EAF-250.
- b. Chicago Faucets.
- c. Zurn.
- d. Symmons.

2. ASME A112.18.1; deck mounted, chrome plated brass supply, 4-1/2" minimum spout, battery powered infrared sensor controlled, 0.5 GPM, with 4" trim plate.

- C. Accessories:

1. Chrome plated 17 gauge brass P-trap with cleanout and arm with escutcheon.
2. Grid drain with overflow.
3. Chrome plated all brass angle stops with quarter turn brass stem and loose key handles.
4. Chrome plated rigid supplies.
5. Insulate drain and supply piping with Truebro LavGuard or equal.
6. Provide point of use thermostatic mixing valve type TMV-1 at each lavatory.

- D. Lavatory Carrier:

1. Acceptable Manufacturers:

- a. Mifab.
- b. J.R. Smith.
- c. Zurn.
- d. Watts.
- e. Wade.
- f. Josam.

2. ASME A112.6.1; cast iron steel frame with tubular legs, lugs for floor attachment, threaded fixture studs for fixture hanger.

2.7 CULINARY ARTS SINK **S-1**

- A. Double compartment bowl:
 - 1. Acceptable Manufacturers:
 - a. Elkay, Model LRAD332165.
 - b. Just.
 - 2. ASME A112.19.3; 33”L x 21” W x 6.5” D outside dimensions, 18 gauge type 304 stainless steel. Self-rimming and undercoated, with ledge back drilled for trim.
- B. Trim:
 - 1. Acceptable Manufacturers:
 - a. Chicago Faucets, Model 1100-H88E35-317XKAB.
 - b. Moen.
 - c. Zurn.
 - d. Symmons.
 - e. T&S Brass.
 - 2. ASME A112.18.1; chrome plated brass supply with 8” swing spout, water economy aerator with maximum 2.2 gpm flow rate, wristblade metal lever handles, drillings on 8” centers.
- C. Accessories:
 - 1. 3-1/2” basket strainer with offset tailpiece.
 - 2. Chrome plated 17 gauge P-trap, continuous waste, and escutcheon.
 - 3. Chrome plated all brass angle stops with quarter turn brass stem and loose key handles.
 - 4. Furnish with thermostatic mixing valve TMV-1.
 - 5. Insulate drain and supply piping with Truebro LavGuard or equal.

2.8 SINK **S-2**

- A. Single compartment bowl:
 - 1. Acceptable Manufacturers:
 - a. Elkay, Model LRAD221960.
 - b. Just.
 - 2. ASME A112.19.3; 22”L x 19” W x 6” D outside dimensions, 18 gauge type 304 stainless steel. Self-rimming and undercoated, with ledge back drilled for trim.
- B. Trim:
 - 1. Acceptable Manufacturers:
 - a. Delta, Model 100LF-HDF.
 - b. Chicago Faucets
 - c. Moen.
 - d. Zurn.
 - e. Symmons.
 - f. T&S Brass.

2. ASME A112.18.1; chrome plated brass supply with 8" swing spout, water economy aerator with maximum 1.5 gpm flow rate, single lever handle, drillings on 8" centers.

C. Accessories:

1. 3-1/2" basket strainer with offset tailpiece.
2. Chrome plated 17 gauge P-trap, arm and escutcheon.
3. Chrome plated all brass angle stops with quarter turn brass stem and loose key handles.
4. Chrome plated rigid supplies.
5. Furnish with thermostatic mixing valve TMV-1.
6. Insulate drain and supply piping with Truebro LavGuard or equal.

2.9 SINK **S-3**

A. Single compartment bowl:

1. Acceptable Manufacturers:
 - a. Elkay, Model DLR221910.
 - b. Just.
2. ASME A112.19.3; 22"L x 19" W x 10" D outside dimensions, 18 gauge type 304 stainless steel. Self-rimming and undercoated, with ledge back drilled for trim.

B. Trim:

1. Acceptable Manufacturers:
 - a. Delta, Model 100LF-HDF.
 - b. Chicago Faucets
 - c. Moen.
 - d. Zurn.
 - e. Symmons.
 - f. T&S Brass.
2. ASME A112.18.1; chrome plated brass supply with 8" swing spout, water economy aerator with maximum 1.5 gpm flow rate, single lever handle, drillings on 8" centers.

C. Accessories:

1. 3-1/2" basket strainers.
2. Chrome plated 17 gauge P-trap, arm and escutcheon, and continuous waste.
3. Chrome plated all brass angle stops with quarter turn brass stem and loose key handles.
4. Chrome plated rigid supplies.

2.10 ELECTRIC WATER COOLER **EW-1**

A. Acceptable Manufacturers:

1. Elkay, Model EZS8WSSK
2. Haws.
3. Oasis.

- B. ARI 1010; wall mounted electric water cooler with stainless steel top, stainless steel body, elevated anti-squirt bubbler with stream guard, automatic stream regulator, front and side push buttons, refrigerated with integral air cooled condenser.
- C. Bottle Filler: Integral to water cooler, sensor operated with electronic counter and drain.
- D. Capacity: 8.0 GPH based on 80°F inlet water and 90°F ambient air for 50°F chilled water.
- E. Accessories:
 - 1. 17 gauge P-trap.
 - 2. Chrome plated all brass straight or angle stop.
 - 3. Chrome plated rigid supply.

2.11 ELECTRIC WATER COOLER EWC-1A

- A. Same as EWC-1, but installed at ADA height.

2.12 EMERGENCY SHOWER ESH-1

- A. Acceptable Manufacturers:
 - 1. Guardian, Model G1658.

2.13 EMERGENCY EYE WASH EW-1

- A. Acceptable Manufacturers:
 - 1. Guardian, Model GBF1735FDP.

2.14 WASH FOUNTAIN WF-1

- A. Custom bowl:
 - 1. **Acceptable Manufacturers:**
 - a. **Bradley, Model LD-3010-STD.**
 - 2. **Deck Length: Custom, please refer to architectural drawings.**
 - 3. **Deck Depth: Custom, refer to architectural drawings.**
 - 4. **Bowl Type: SL-TO1, SL oval integral undermount.**
 - 5. **Bowl Quantity: Varies, see architectural drawings.**
 - 6. **Waste Receptacle: None.**
 - 7. **Edge Style Type: Ease Edge.**
 - 8. **Backsplash Type: 3" Backsplash.**
 - 9. **Front Apron Type: 5" Front apron, with gusset.**
 - 10. **Side Apron: Provide 5" side apron on any sides not installed against a wall.**
 - 11. **Bowl Color: Color to be selected by architect.**
 - 12. **Deck Color: Designer color to be selected by architect.**
 - 13. **Mounting Type: Stainless steel bracket.**
- B. Supply fitting:
 - 1. **Acceptable Manufacturers:**

- a. **Sloan, Model EAF-275-SOL-CP-0.5GPM-AER-IR-IQ-10S-FCT.**
 2. **ASME A112.18.1M; deck mounted, chrome plated brass supply, 4-1/2” minimum spout, battery powered infrared sensor controlled, 0.5 GPM, with single hole mounting.**
- C. Accessories:**
1. **Chrome plated 17 gauge brass P-trap with cleanout and arm with escutcheon.**
 2. **Grid drain with overflow.**
 3. **Chrome plated all brass angle stops with quarter turn brass stem and loose key handles.**
 4. **Chrome plated rigid supplies.**
 5. **Provide point of use thermostatic mixing valve type TMV-1 at each faucet.**

PART 3 - EXECUTION

3.1 EXAMINATION

- A. Examine roughing-in of water-supply and sanitary drainage and vent piping systems to verify actual locations of piping connections before plumbing-fixture installation.
- B. Examine walls, floors, cabinets, and counters for suitable conditions where fixtures will be installed.
- C. Proceed with installation only after unsatisfactory conditions have been corrected.

3.2 INSTALLATION

- A. Install plumbing fixtures level and plumb in accordance with roughing-in drawings.
- B. Install floor-mounted water closets on closet flange attachments to drainage piping.
- C. Install counter-mounting fixtures in and attached to casework.
- D. Install pedestal lavatories on pedestals and secured to wood blocking in wall.
- E. Install water-supply piping with stop on each supply to each fixture to be connected to water distribution piping. Attach supplies to supports or substrate within pipe spaces behind fixtures. Install stops in locations where they can be easily reached for operation.
 1. Use ball or gate valves if supply stops are not specified with fixture. Comply with valve requirements specified in Section 220523.12 "Ball Valves for Plumbing Piping" and Section 220523.15 "Gate Valves for Plumbing Piping."
- F. Install toilet seats on water closets.
- G. Install faucet flow-control fittings with specified flow rates and patterns in faucet spouts if faucets are not available with required rates and patterns. Include adapters if required.

- H. Install traps on fixture outlets.
 - 1. Omit trap on fixtures with integral traps.
 - 2. Omit trap on indirect wastes unless otherwise indicated.
- I. Install protective shielding pipe covers and enclosures on exposed supplies and waste piping of accessible lavatories and sinks.
- J. Install wall flanges or escutcheons at piping wall penetrations in exposed, finished locations. Use deep-pattern escutcheons if required to conceal protruding fittings. Comply with escutcheon requirements specified in Section 220518 "Escutcheons for Plumbing Piping."
- K. Seal joints between plumbing fixtures, counters, floors, and walls using sanitary-type, one-part, mildew-resistant silicone sealant. Match sealant color to fixture color. Comply with sealant requirements specified in Section 079200 "Joint Sealants."

3.3 ADJUSTING

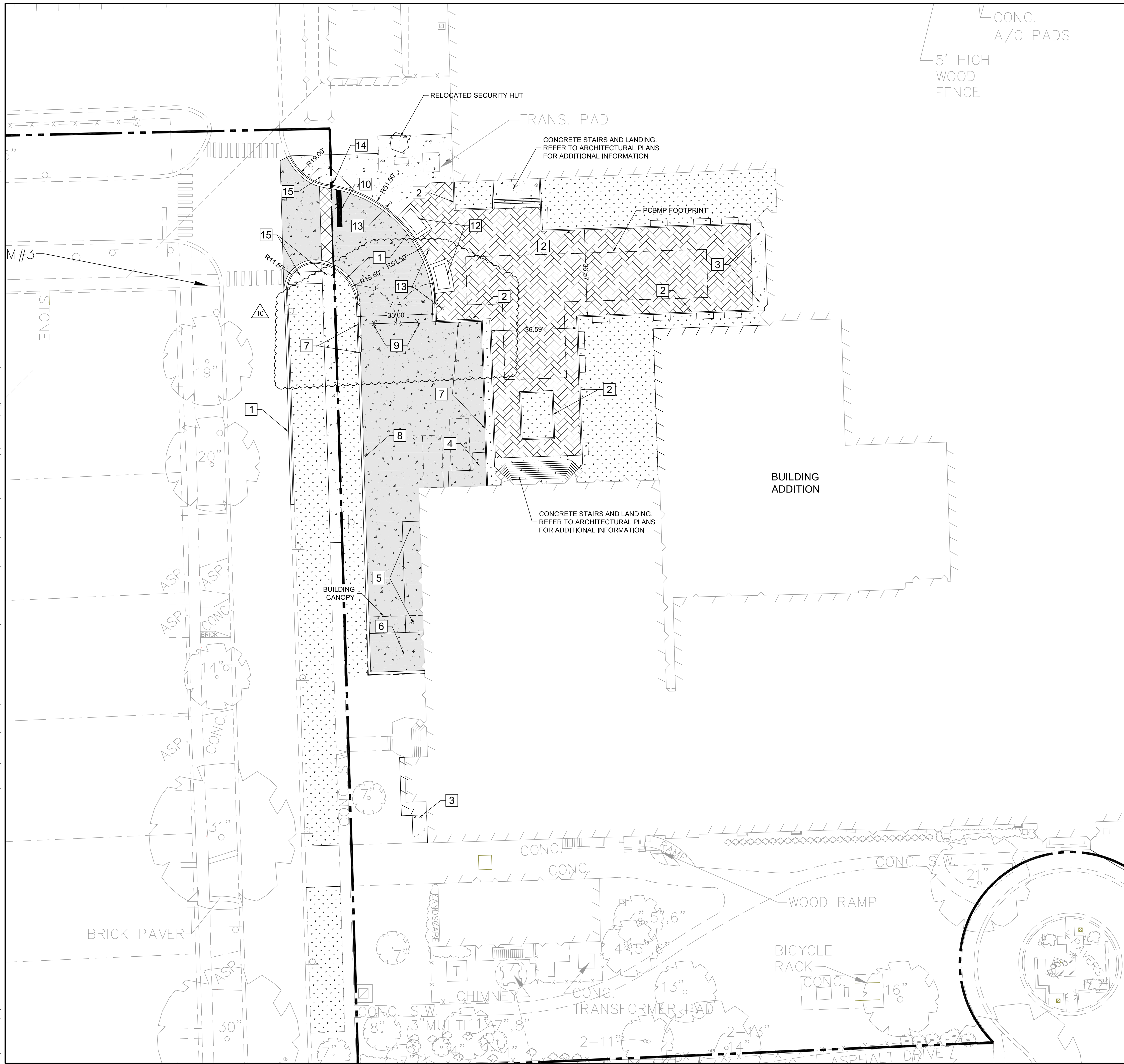
- A. Operate and adjust plumbing fixtures and controls. Replace damaged and malfunctioning fixtures, fittings, and controls.
- B. Adjust water pressure at faucets to produce proper flow.

3.4 CLEANING AND PROTECTION

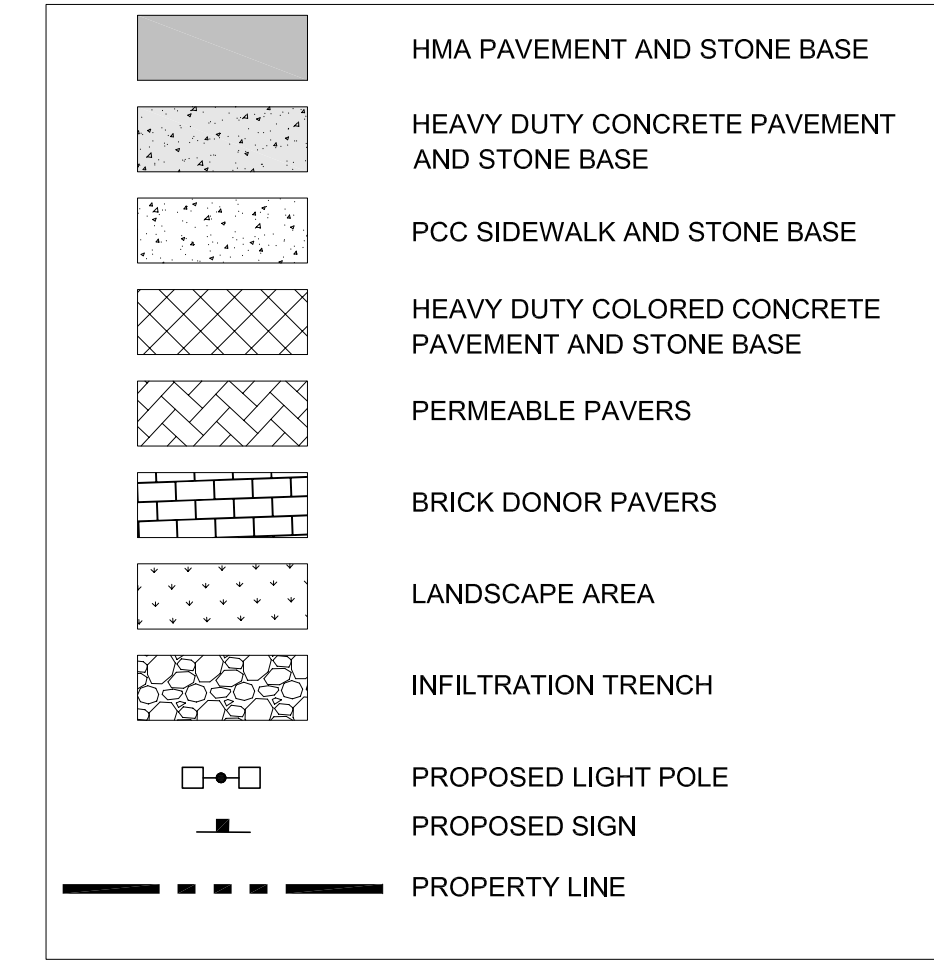
- A. After completing installation of plumbing fixtures, inspect and repair damaged finishes.
- B. Clean plumbing fixtures, faucets, and other fittings with manufacturers' recommended cleaning methods and materials.
- C. Provide protective covering for installed plumbing fixtures and fittings.
- D. Do not allow use of plumbing fixtures for temporary facilities unless approved in writing by Owner.

END OF SECTION 224200

S:\Darien\Downers Grove SD99\5274-42 CHSD99 Improvements\01\DWG\CD\5274-42_C2.01 SITE PLAN NORTH.dwg devans Jul 23, 2019 12:38:27 pm
 Wight © Copyright 2019. All rights reserved. No part of these documents may be reproduced, stored, or transmitted in any form or by any means, electronic, mechanical, photocopying, recording or otherwise, without the prior written consent of Wight.



LEGEND



KEY NOTES

- 1 B6.12 CURB AND GUTTER
- 2 CONCRETE CONTAINMENT CURB
- 3 CONCRETE FROST STOOP, SEE DETAIL
- 4 STEEL GRATE STAIRS, SEE ARCHITECTURAL PLANS
- 5 STEEL GRATE RAMP WITH CONCRETE BASE, SEE ARCHITECTURAL PLANS
- 6 CONCRETE LOADING DOCK, SEE ARCHITECTURAL PLANS
- 7 8' HEIGHT paneled fence, SEE ARCHITECTURAL PLANS
- 8 10' HEIGHT MASONRY WALL, SEE ARCHITECTURAL PLANS
- 9 30" WIDE DOUBLE SWING GATE
- 10 24" STOP BAR, TRAFFIC WHITE PAINT
- 11 CONCRETE RETAINING WALL, SEE ARCHITECTURAL PLANS
- 12 PLANTER BOX WITH 18" WIDE BY 18" HEIGHT CONCRETE CURB
- 13 BOLLARD
- 14 STOP SIGN
- 15 ADA RAMP
- 16 6' HEIGHT DECORATIVE METAL FENCE
- 17 6' HEIGHT, 10' WIDE DECORATIVE METAL DOUBLE SWING GATE
- 18 4' HEIGHT BLACK VINYL CHAIN LINK FENCE
- 19 4' HEIGHT, 10' WIDE DOUBLE SWING GATE, BLACK VINYL CHAIN LINK FENCE
- 20 4' HEIGHT, 10' WIDE SLIDING GATE, BLACK VINYL CHAIN LINK FENCE

SITE PLAN NOTES

- ALL EXISTING CURB TO REMAIN UNLESS OTHERWISE SPECIFIED. ANY CURB DAMAGED DURING DEMOLITION SHALL BE REPLACED IN KIND.
- ALL DIMENSIONS ARE TO THE BACK OF CURB/EDGE OF PAVEMENT UNLESS OTHERWISE SHOWN. ALL RADII DIMENSIONS ARE TO THE BACK OF CURB/EDGE OF PAVEMENT.
- ALL DISTURBED AREAS ON-SITE AND IN THE RIGHT-OF-WAY SHALL BE RESTORED TO EXISTING CONDITION. ALL ITEMS DISTURBED SHALL BE REPLACED INCLUDING ALL LANDSCAPING, CURB, SIDEWALK, PAVEMENT, ETC.
- ALL EXISTING TREES TO REMAIN AND TO BE PROTECTED UNLESS OTHERWISE NOTED.
- ALL RESTORATION WITHIN THE LIMITS OF THE RIGHT-OF-WAY SHALL BE COMPLETED WITH TOPSOIL AND SOD.

LAYOUT NOTE:

- ALL LAYOUT FOR SITE IMPROVEMENTS SHALL BE COMPLETED BY A PROFESSIONAL LAND SURVEYOR HIRED BY THE CONTRACTOR. LAYOUT SHALL BE COMPLETED USING THE ELECTRONIC CAD FILES PROVIDED BY THE ENGINEER.



Wight & Company
 wightco.com
 2500 North Frontage Road
 Darien, IL 60561
 P 630.969.7000
 F 630.969.7979

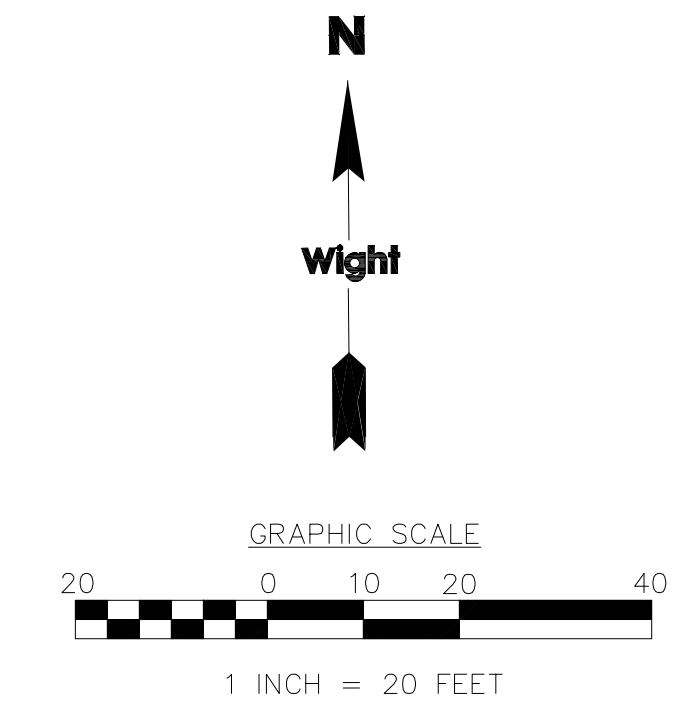
10	DOC MOD 10	07.23.2019
8	DOC MOD 8	06.26.2019
	ISSUED FOR BID - BID GROUP 7	06.07.2019
A6.1	ISSUED FOR ADDENDUM A6.1 - BID GROUP 6	05.31.2019
	FINAL PERMIT SUBMITTAL	05.13.2019
	ISSUED FOR BID - BID GROUP 6	05.10.2019
	ISSUED FOR BID - BID GROUP 5	05.10.2019
	ISSUED FOR CONSTRUCTION-PHASE A	05.08.2019
REV	DESCRIPTION	DATE

COMMUNITY SCHOOL DISTRICT 99 – MFP IMPLEMENTATION NORTH HIGH SCHOOL
 4436 MAIN STREET
 DOWNERS GROVE, IL 60516

SITE PLAN – NORTH

Project Number:
 5274-02
 Drawn By:
 DE
 Sheet:

C2.01

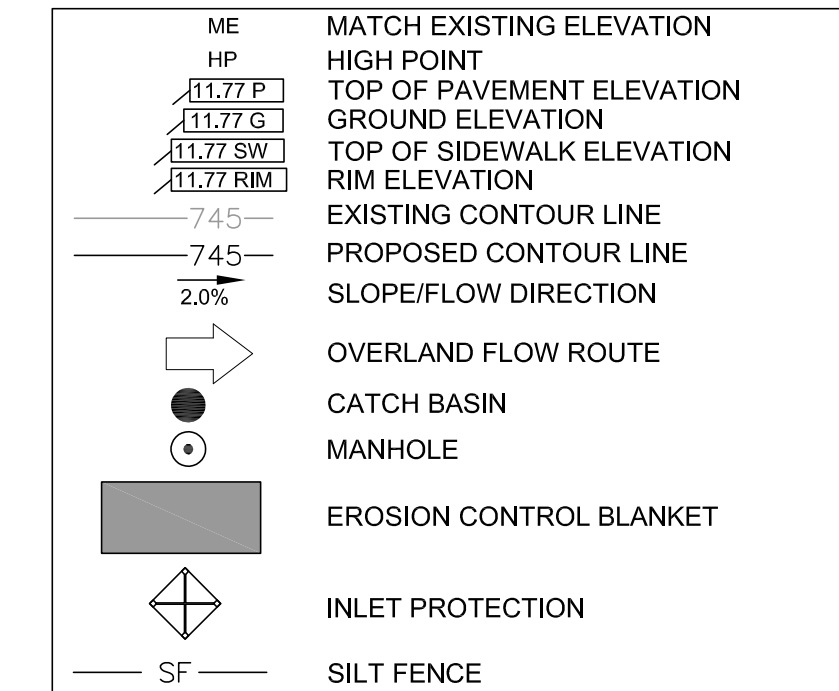


S:\Darien\Downers Grove SD99 Improvements\01\DWG\CD\5274-42_C3.01 GRADING AND EC PLAN NORTH.dwg devans Jul 23, 2019 12:39:47 pm

Wight © Copyright 2019. All rights reserved. No part of these documents may be reproduced, stored, or transmitted in any form or by any means, electronic, mechanical, photocopying, recording or otherwise, without the prior written consent of Wight.



LEGEND



NOTES:

- CONTRACTOR TO VERIFY ALL EXISTING UTILITY LOCATIONS, SIZES, SLOPES, INVERTS, ETC. AND CONTACT ENGINEER IMMEDIATELY IF THERE ARE ANY CONFLICTS/DISCREPANCIES.
- CONTRACTOR TO COORDINATE LOCATIONS, SIZE AND INVERTS WITH MEP PLANS.
- THE CONTRACTOR SHALL PROTECT ANY AND ALL TREES EITHER SHOWN OR NOT SHOWN ON THE PLANS UNLESS OTHERWISE SPECIFIED. MINIMUM PROTECTION FOR TREES SHALL BE 4' SNOW FENCE INSTALLED ALONG THE DRIP LINE OF TREES.
- CONTRACTOR TO PROTECT ALL EXISTING UTILITIES.
- ALL EXISTING UTILITY STRUCTURES SHALL BE ADJUSTED AS NECESSARY TO MATCH FINISH GRADE. ALL EXISTING UTILITY STRUCTURES REQUIRING ADJUSTMENT OR RECONSTRUCTION SHALL BE COMPLETED BY THE CONTRACTOR TO THE SATISFACTION OF THE UTILITY OWNER. ADJUSTMENTS AND/OR RECONSTRUCTIONS NOT CALLED FOR ON THE PLANS SHALL BE CONSIDERED INCIDENTAL TO THE CONTRACT. NO MORE THAN A TOTAL OF 12 INCHES OF ADJUSTING RINGS AND/OR 2 ADJUSTING RINGS SHALL BE ALLOWED.
- ALL SITE WORK SHALL BE IN CONFORMANCE WITH THE ILLINOIS ACCESSIBILITY CODE AND WITH THE AMERICANS WITH DISABILITIES ACT (28 CFR 37.153).
- RAMPS SHALL NOT EXCEED A RUNNING SLOPE OF 1:12 (8.33%).
- MAXIMUM CROSS-SLOPE ON ANY WALK OR RAMPS SHALL BE 2%. ALL ACCESSIBLE PARKING SPACES AND LOADING ZONES SHALL HAVE A MAXIMUM SLOPE OF 2% IN ANY DIRECTION.
- SEE SWPPP PLAN FOR ALL EROSION AND SEDIMENT CONTROL NOTES, STANDARDS, INSPECTIONS, MAINTENANCE AND PRACTICES THAT NEED TO BE FOLLOWED.

GEOTECH NOTE:

FOLLOW ALL RECOMMENDATIONS, REQUIREMENTS, REMEDIATION, ETC. AS SPECIFIED IN THE "SUBSURFACE EXPLORATION AND GEOTECHNICAL ENGINEERING REPORT" PROVIDED BY ECS MIDWEST LLC, DATED 01/23/2018. CONTRACTOR TO INCLUDE CONTINGENCY FOR UNSUITABLE SUBGRADE CUTS FOR PAVEMENT AREAS AS RECOMMENDED BY THE GEOTECHNICAL REPORT. ANY DISCREPANCIES BETWEEN THE REPORTS, NOTES AND SPECIFICATIONS, THE MORE STRINGENT SHALL APPLY.

EARTHWORK NOTES:

CONTRACTOR IS RESPONSIBLE FOR DETERMINING EXACT EARTHWORK REQUIREMENTS (CUT, FILL, HAUL, IN/OFF, ETC.) TO BRING SITE TO FINISHED GRADE. ANY ON-SITE RE-USE OF ON-SITE DEMOLITION DEBRIS/MATERIALS MUST BE APPROVED BY THE GEOTECHNICAL ENGINEER.

AS-BUILT NOTES:

THE CONTRACTOR IS RESPONSIBLE FOR ALL AS-BUILT SURVEYS. ALL AS-BUILT SURVEYS SHALL BE COMPLETED BY A PROFESSIONAL LAND SURVEYOR AND BE SIGNED AND SEALED. THE CONTRACTOR SHALL SUBMIT TWO SETS OF THE "AS-BUILT" FINAL ENGINEERING DRAWINGS (I.E. RECORD DRAWINGS) AND STORMWATER MANAGEMENT CALCULATIONS UPON COMPLETION OF IMPROVEMENTS AND INCLUDE ELECTRONIC CAD FILES. THE RECORD DRAWINGS SHOULD AT LEAST INCLUDE THE FOLLOWING INFORMATION: AS-BUILT DETENTION CONTOURS, ELEVATIONS (INCLUDING DETENTION BASIN TOP OF BERM AND OVERFLOW WEIR GRADES) AND VOLUME (VERIFIED, SIGNED, & SEALED BY A PROFESSIONAL ENGINEER (PE) OR PROFESSIONAL LAND SURVEYOR (PLS)); ELEVATION, AND LOCATION (TIES TO TWO POINTS) OF ALL NEW STRUCTURES INCLUDING FIRE HYDRANTS, VALVE BOXES AND VAULTS, LINESTOP SLEEVES, WATER SERVICE CORPORATION STOPS, WATER MAIN FITTINGS/BENDS, MANHOLES, SANITARY SERVICE WYES (MEASURED FROM DOWNSTREAM MANHOLE), ALL STORM/SANITARY SEWER STRUCTURES (INCLUDING INVERTS AND PIPE SIZES), ALL PIPES (LOCATIONS, SLOPES, LENGTHS, ETC.), OUTLET CONTROL STRUCTURES (INCLUDING RESTRICTOR SIZES AND ELEVATIONS PLUS TOP OF WALL) AND ABANDONED WATER OR SANITARY SERVICE LINES. DETAILED TOPOGRAPHIC SURVEY OF ALL HIGH POINTS, LOW POINTS, CHANGE OF SLOPE INCLUDING GUTTER GRADES, TOP OF CURB GRADES, PAVEMENT GRADES, SIDEWALK GRADES, RAMP GRADES, ETC. TO VERIFY POSITIVE DRAINAGE. ALL ELEVATIONS SHOULD BE REFERENCED TO THE SAME BENCHMARK DATUM AS THE ORIGINAL DESIGN PLANS. HORIZONTAL TIES SHALL BE REFERENCED TO LOT LINES, BACK OF CURB, OR PROPERTY CORNERS. WITHIN DETENTION/BMP AREAS: FOR VERIFICATION OF DETENTION VOLUME AND SUBBASE GRADES, PRIOR TO BACK FILLING WITH CA-7, THE CONTRACTOR SHALL PROVIDE ENGINEER WITH A CERTIFIED TOPO SURVEY OF AS-BUILT SUBBASE GRADES FOR ENGINEER APPROVAL AND ALSO A COPY OF RECEIPT OF THE CA-7 AGGREGATE.



Wight & Company
wightco.com
2500 North Frontage Road
Darien, IL 60561
P 630.969.7000
F 630.969.7979

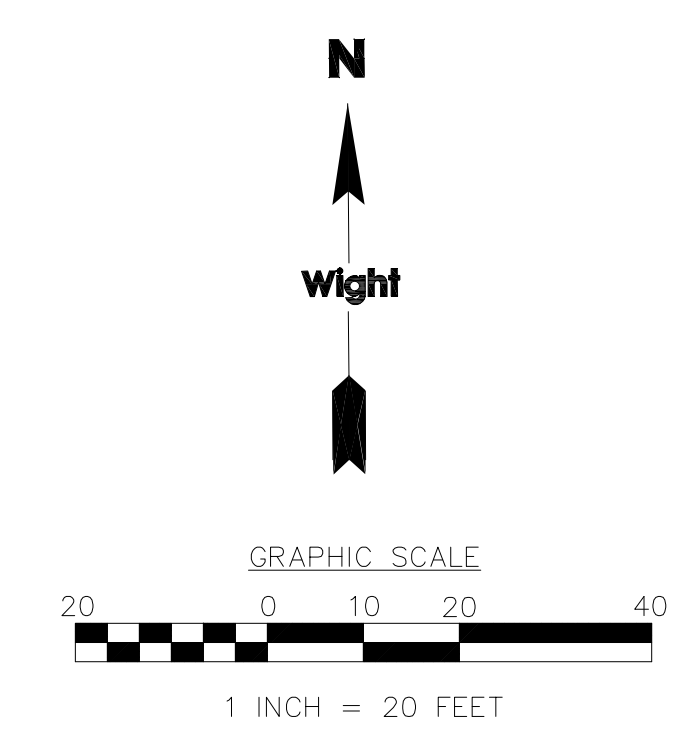
10	DOC MOD 10	07.23.2019
8	DOC MOD 8	06.26.2019
	ISSUED FOR BID - BID GROUP 7	06.07.2019
A6.1	ISSUED FOR ADDENDUM A6.1 - BID GROUP 6	05.31.2019
	FINAL PERMIT SUBMITTAL	05.13.2019
	ISSUED FOR BID - BID GROUP 6	05.10.2019
	ISSUED FOR BID - BID GROUP 5	05.10.2019
	ISSUED FOR CONSTRUCTION-PHASE A	05.08.2019
REV	DESCRIPTION	DATE

COMMUNITY SCHOOL DISTRICT 99 – MFP IMPLEMENTATION NORTH HIGH SCHOOL
4436 MAIN STREET
DOWNERS GROVE, IL 60516

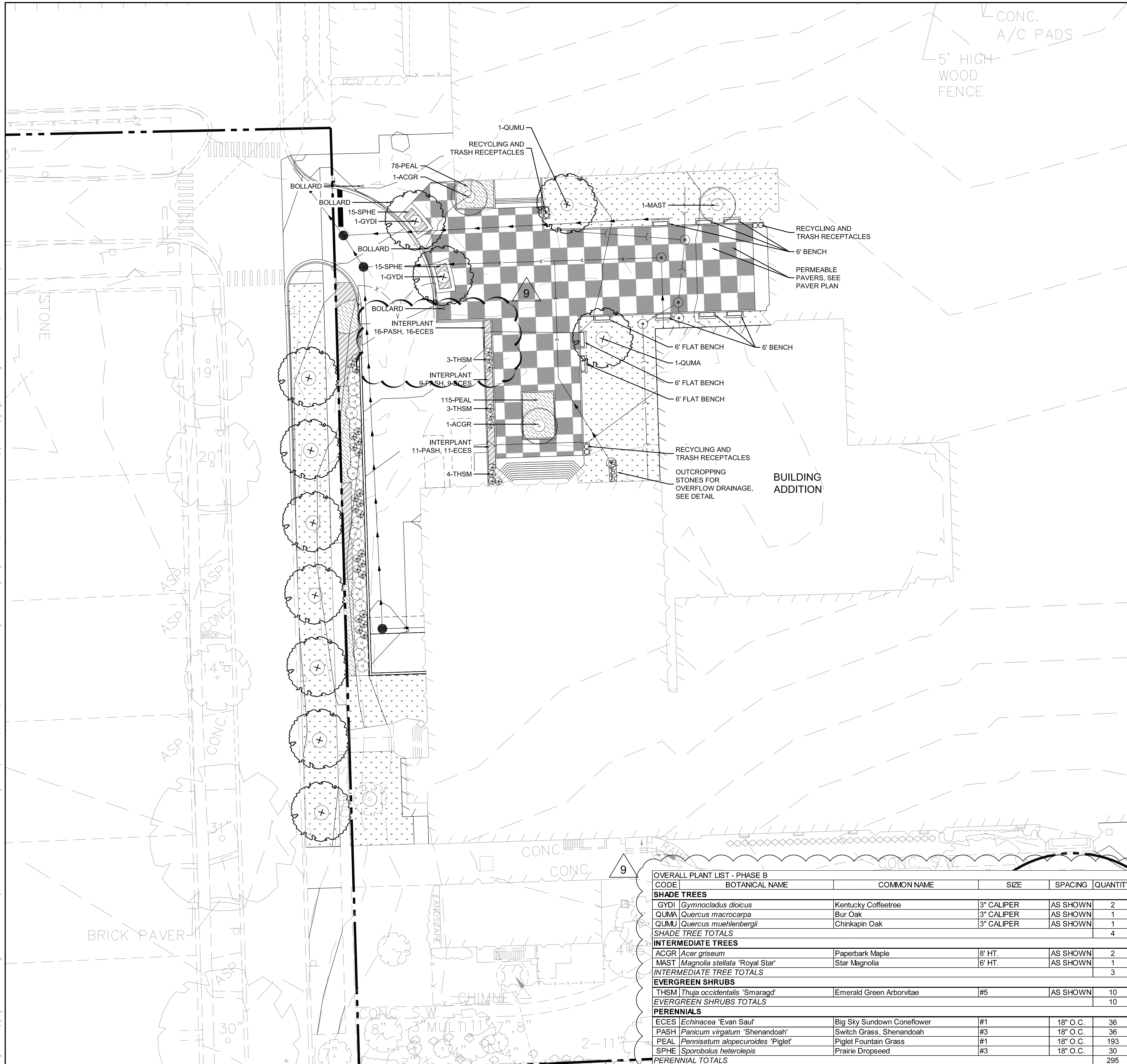
GRADING AND EROSION CONTROL PLAN – NORTH

Project Number:
5274-02
Drawn By:
DE
Sheet:

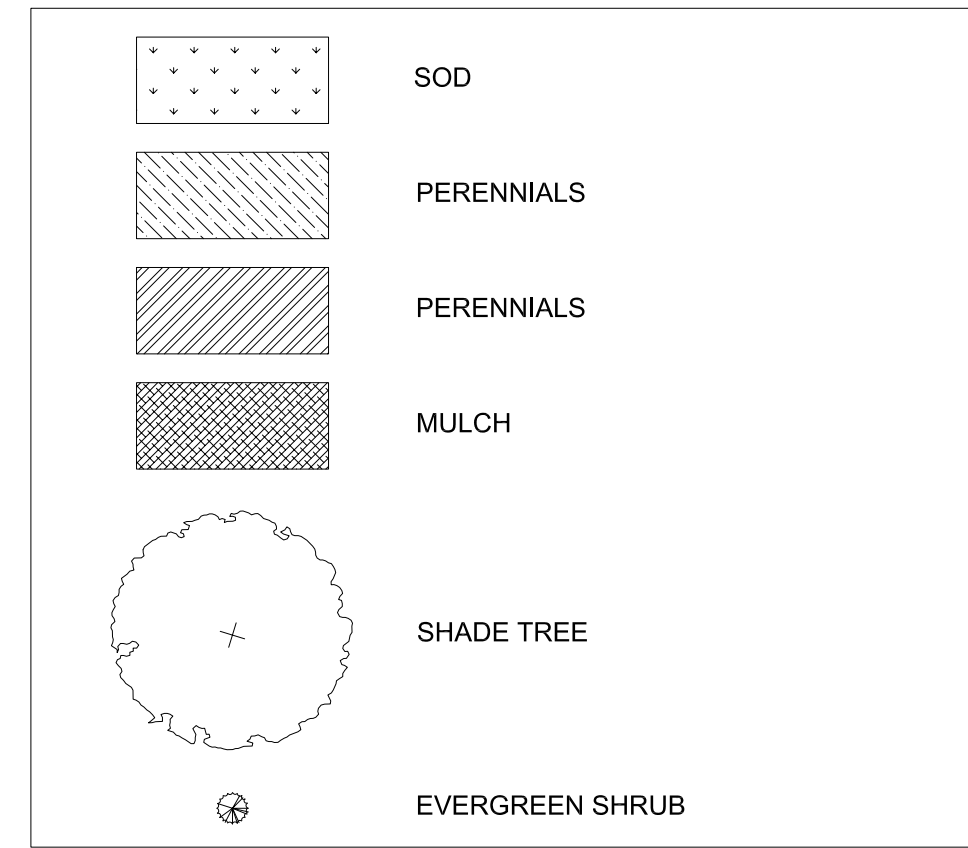
C3.01



S:\Darien\Downers Grove SD99\5274-42 CHSD99 Improvements\01\DWG\CD\5274-42_L1.01 LANDSCAPE PLAN NORTH.dwg Iremitz Jul 19, 2019 8:01:06 am
 Wight © Copyright 2019. All rights reserved. No part of these documents may be reproduced, stored, or transmitted in any form or by any means, electronic, mechanical, photocopying, recording or otherwise, without the prior written consent of Wight.



LEGEND

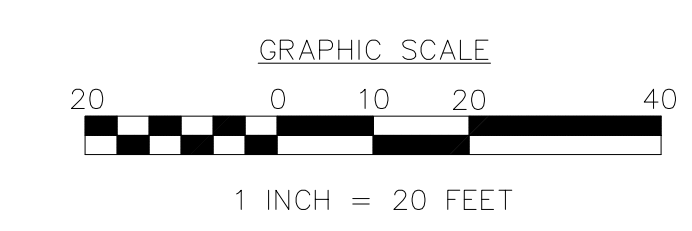



LANDSCAPE NOTES

- SEED/SOD LIMIT LINE IS APPROXIMATE. RESTORE TO LIMITS OF DISTURBANCE. ALL AREAS DISTURBED BY CONSTRUCTION SHALL BE RESTORED WITH TOPSOIL (MIN. 6" DEPTH), FERTILIZER, PERMANENT GRASS SEEDING AND BLANKET, OR SOD AS SHOWN.
- ALL AREAS DISTURBED BY CONSTRUCTION IN THE R.O.W. SHALL BE RESTORED WITH TOPSOIL (MIN. 6" DEPTH) AND KENTUCKY BLUEGRASS SOD.
- CONTRACTOR RESPONSIBLE TO RESTORE ALL AREAS DISTURBED BY CONSTRUCTION, OUTSIDE SCOPE LIMIT, TO EXISTING CONDITION.
- ALL PROPOSED PLANTING BED AREAS DISTURBED BY CONSTRUCTION SHALL BE RESTORED WITH TOPSOIL (MIN. 10" DEPTH) PRIOR TO PERENNIAL AND SHRUB INSTALLATION.
- THE CONTRACTOR SHALL PROTECT ANY AND ALL TREES NOT SHOWN ON THE PLANS TO BE SAVED FROM DAMAGE DUE TO HIS OPERATIONS. CONTRACTOR SHALL INSTALL TREE PROTECTION FENCING AS SHOWN ON PLANS AND DETAILS PRIOR TO BEGINNING WORK.
- THE CONTRACTOR WILL MAKE NO SUBSTITUTIONS WITHOUT PRIOR WRITTEN CONSENT BY THE LANDSCAPE ARCHITECT. THE CONTRACTOR WILL SUBMIT ANY SUBSTITUTIONS IN WRITING TO THE LANDSCAPE ARCHITECT.
- ALL PLANTING TECHNIQUES AND METHODS SHALL BE CONSISTENT WITH THE LATEST EDITION OF "AMERICAN STANDARD FOR NURSERY STOCK" AND AS DETAILED ON THESE DRAWINGS. DISCREPANCIES SHALL BE REPORTED IMMEDIATELY TO THE LANDSCAPE ARCHITECT.
- ALL PLANTING BEDS WILL RECEIVE 3" PREMIUM DOUBLE SHREDDED HARDWOOD BARK. GROUNDCOVERS SHALL RECEIVE 1-1/2" CAREFULLY PLACED AROUND BASE OF PLANT.
- TREES PLACED IN TURF AREAS WILL HAVE 6" DIA. MULCH RING WITH 3" DEEP SPADE CUT EDGE.
- ALL BEDLINES SHALL BE SPADE CUT TO A MIN. DEPTH OF 3". CURVED BEDLINES TO BE SMOOTH AND NOT SEGMENTED.
- EXISTING TURF IN PROPOSED PLANTING AREAS SHALL BE STRIPPED AND REMOVED.
- ALL PERENNIAL & SHRUB BEDS TO HAVE AMENDED TOPSOIL. 2" MINIMUM ORGANIC MATTER SHALL BE TILLED INTO THE TOP 10" OF TOPSOIL. THOROUGHLY TILL TO BREAK UP CLUMPS AND SPREAD EVENLY OVER SURFACE.
- TREES SHALL BE INSTALLED A MINIMUM OF 10' HORIZONTALLY FROM NEAREST LIGHT POLE.
- TREES SHALL BE INSTALLED A MINIMUM OF 5' HORIZONTALLY FROM UNDERGROUND ELECTRICAL FEEDERS, SANITARY SEWERS, SANITARY SERVICES, WATER MAINS, AND WATER SERVICES.
- TREES SHALL BE INSTALLED A MINIMUM OF 10' HORIZONTALLY FROM UTILITY STRUCTURES AND APPURTENANCES, INCLUDING, BUT NOT LIMITED TO MANHOLES, VALVE VAULTS, VALVE BOXES, AND FIRE HYDRANTS.
- ANY AREA COMPACTED BY CONSTRUCTION TRAFFIC SHALL BE TILLED OR RESTORED TO ALLOW FOR SUITABLE PLANTING CONDITIONS.
- THE CROWNS AND ROOTS OF TREES WHICH ARE TO BE PRESERVED IN THE PROJECT AREA, BUT WHICH COULD BE NEGATIVELY AFFECTED DURING THE CONSTRUCTION PROCESS, SHALL BE PRUNED BY A QUALIFIED ARBORIST ACCORDING TO THE TREE PRUNING STANDARDS SET BY ANSI Z100 CODE.

OVERALL PLANT LIST - PHASE B

CODE	BOTANICAL NAME	COMMON NAME	SIZE	SPACING	QUANTITY
SHADE TREES					
GYDI	<i>Gymnocladus dioica</i>	Kentucky Coffeetree	3" CALIPER	AS SHOWN	2
QUMA	<i>Quercus macrocarpa</i>	Bur Oak	3" CALIPER	AS SHOWN	1
QUMU	<i>Quercus muehlenbergii</i>	Chinkapin Oak	3" CALIPER	AS SHOWN	1
SHADE TREE TOTALS					
4					
INTERMEDIATE TREES					
ACGR	<i>Acer griseum</i>	Paperbark Maple	8' HT.	AS SHOWN	2
MAST	<i>Magnolia stellata</i> 'Royal Star'	Star Magnolia	6' HT.	AS SHOWN	1
INTERMEDIATE TREE TOTALS					
3					
EVERGREEN SHRUBS					
THSM	<i>Thuja occidentalis</i> 'Smaragd'	Emerald Green Arborvitae	#5	AS SHOWN	10
EVERGREEN SHRUBS TOTALS					
10					
PERENNIALS					
ECES	<i>Echinacea</i> 'Evan Sau'	Big Sky Sundown Coneflower	#1	18" O.C.	36
PASH	<i>Panicum virgatum</i> 'Shenandoah'	Switch Grass, Shenandoah	#3	18" O.C.	36
PEAL	<i>Pennisetum alopecuroides</i> 'Piglet'	Piglet Fountain Grass	#1	18" O.C.	193
SPHE	<i>Sporobolus heterolepis</i>	Prairie Dropseed	#3	18" O.C.	30
PERENNIAL TOTALS					
295					



Wight & Company
 wightco.com
 2500 North Frontage Road
 Darien, IL 60561
 P 630.969.7000
 F 630.969.7979

REV	DESCRIPTION	DATE
9	DOC MOD 9	07.18.2019
8	DOC MOD 8	06.26.2019
	ISSUED FOR BID - BID GROUP 7	06.07.2019
A6.1	ISSUED FOR ADDENDUM A6.1 - BID GROUP 6	05.31.2019
	FINAL PERMIT SUBMITTAL	05.13.2019
	ISSUED FOR BID - BID GROUP 6	05.10.2019
	ISSUED FOR BID - BID GROUP 5	05.10.2019
	ISSUED FOR CONSTRUCTION-PHASE A	05.08.2019

COMMUNITY SCHOOL DISTRICT 99 - MFP IMPLEMENTATION NORTH HIGH SCHOOL
 4436 MAIN STREET
 DOWNERS GROVE, IL 60516

LANDSCAPE PLAN NORTH

Project Number:
 5274-02
 Drawn By:
 LR
 Sheet:

L1.01

S:\Darien\Downers Grove SD99\Improvements\01\DWG\CD\5274-42_L1.01 LANDSCAPE PLAN NORTH.dwg Iremitz Aug 16, 2019 11:05:52 am
 Wight © Copyright 2019. All rights reserved. No part of these documents may be reproduced, stored, or transmitted in any form or by any means, electronic, mechanical, photocopying, recording or otherwise, without the prior written consent of Wight.



KEY NOTES	
1	<p>PAVER TYPE: UNILOCK PERMEABLE PLANK PAVERS WITH PREMIER FINISH OR APPROVED EQUAL.</p> <p>LAYING PATTERN: RUNNING BOND. NO CONTINUOUS BOND LINES ALLOWED. USE HAND INSTALLATION WHERE APPLICABLE. SUBMIT LAYING PATTERN FOR APPROVAL PRIOR TO INSTALLATION.</p> <p>FACE SIZE: 3" X 12"</p> <p>COLOR: 80 (PREMIER FINISH)</p> <p>CONTRACTOR TO PROVIDE SAMPLES OF PAVERS AND JOINT FILLER AGGREGATE FOR REVIEW AND APPROVAL.</p>
2	<p>PAVER TYPE: UNILOCK PERMEABLE PLANK PAVERS WITH PREMIER FINISH OR APPROVED EQUAL.</p> <p>LAYING PATTERN: RUNNING BOND. NO CONTINUOUS BOND LINES ALLOWED. USE HAND INSTALLATION WHERE APPLICABLE. SUBMIT LAYING PATTERN FOR APPROVAL PRIOR TO INSTALLATION.</p> <p>FACE SIZE: 3" X 12"</p> <p>COLOR: 88 (PREMIER FINISH)</p> <p>CONTRACTOR TO PROVIDE SAMPLES OF PAVERS AND JOINT FILLER AGGREGATE FOR REVIEW AND APPROVAL.</p>



Wight

Wight & Company
 wightco.com
 2500 North Frontage Road
 Darien, IL 60561
 P 630.969.7000
 F 630.969.7979

	ISSUED FOR CONSTRUCTION-PHASE B	07.26.2019
10	DOC MOD 10	07.23.2019
8	DOC MOD 8	06.26.2019
	ISSUED FOR BID - BID GROUP 7	06.07.2019
A6.1	ISSUED FOR ADDENDUM A6.1 - BID GROUP 6	05.31.2019
	FINAL PERMIT SUBMITTAL	05.13.2019
	ISSUED FOR BID - BID GROUP 6	05.10.2019
	ISSUED FOR BID - BID GROUP 5	05.10.2019
	ISSUED FOR CONSTRUCTION-PHASE A	05.08.2019
REV	DESCRIPTION	DATE

COMMUNITY SCHOOL DISTRICT 99 - MFP IMPLEMENTATION NORTH HIGH SCHOOL
 4436 MAIN STREET
 DOWNERS GROVE, IL 60516

PAVER PLAN NORTH

Project Number:
 5274-02
 Drawn By:
 LR
 Sheet:

L1.04


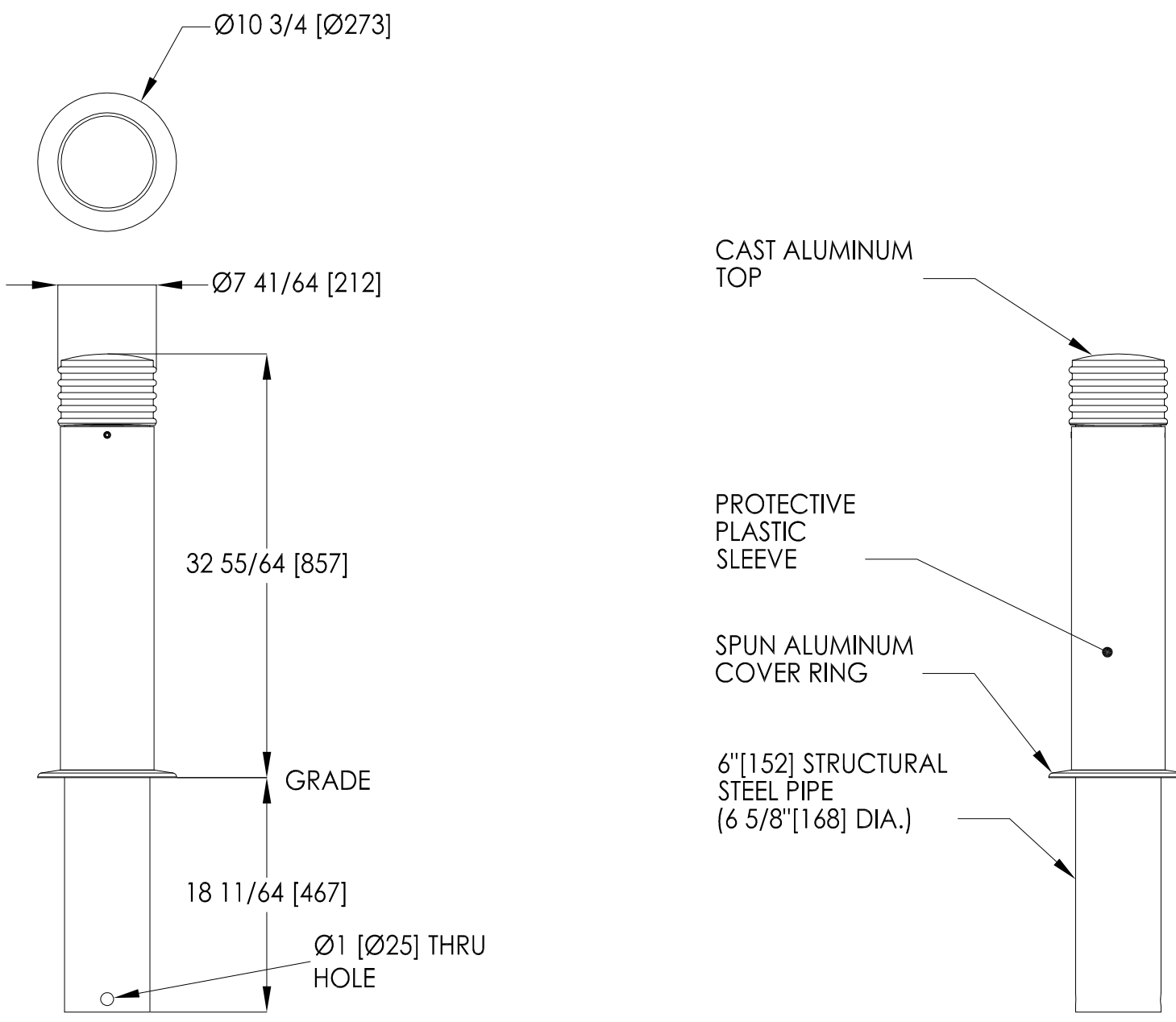
S:\Darien\Downers Grove SD99\5274-42 CHSD99 Improvements\01\DWG\CD\5274-42_L2.00 LANDSCAPE DETAILS NORTH.dwg Iremitz Aug 16, 2019 11:06:41 am
 Wight © Copyright 2019. All rights reserved. No part of these documents may be reproduced, stored, or transmitted in any form or by any means, electronic, mechanical, photocopying, recording or otherwise, without the prior written consent of Wight.

1 BOLLARD
 SCALE: NTS

Annapolis™ Bollard, 6" diameter, Embedded, with Sleeve
 Product Drawing

www.landscapeforms.com

Date: 10/3/2018
 Ph: 800.521.2546

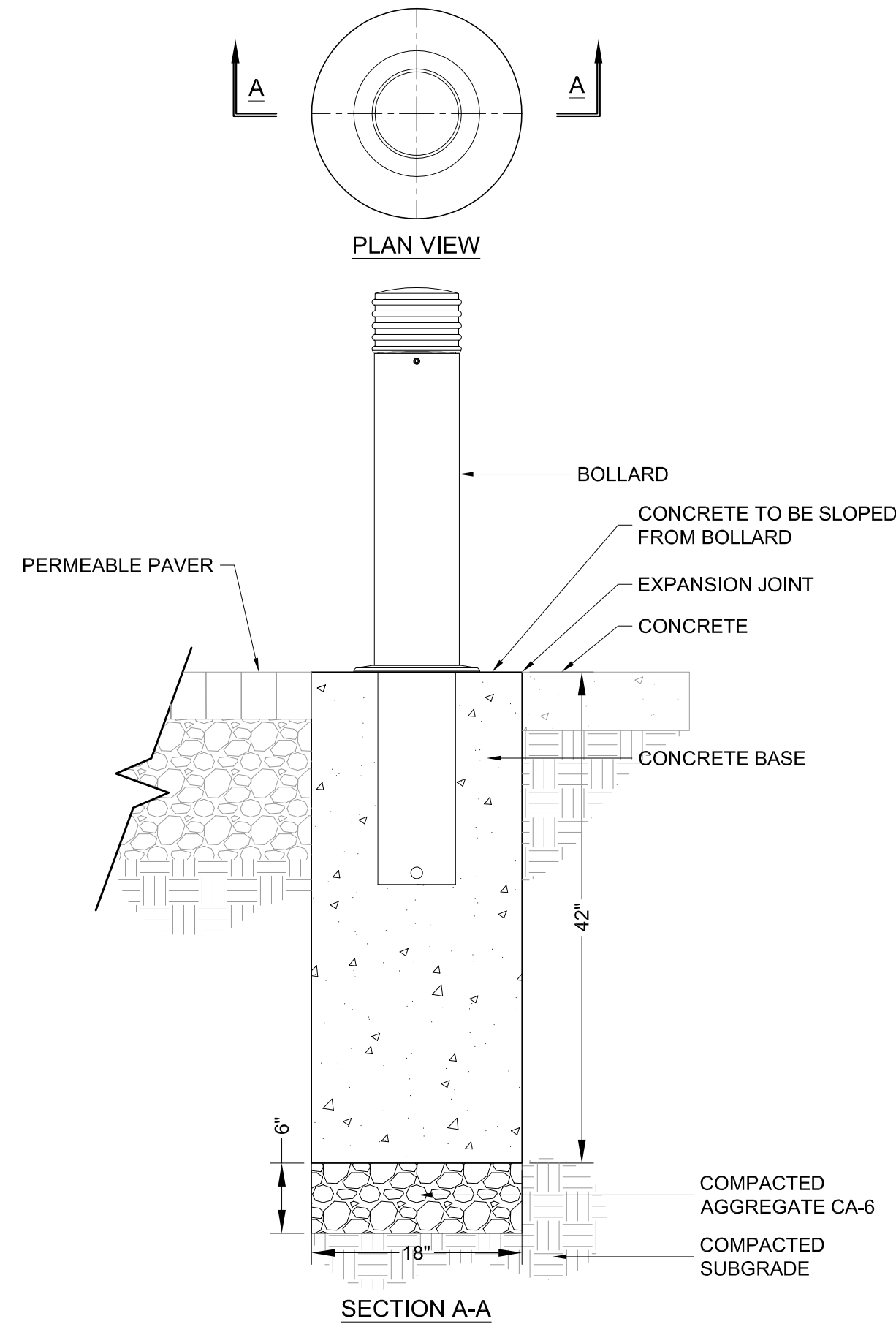


Drawing: AN446-02
 Dimensions are in inches [mm]

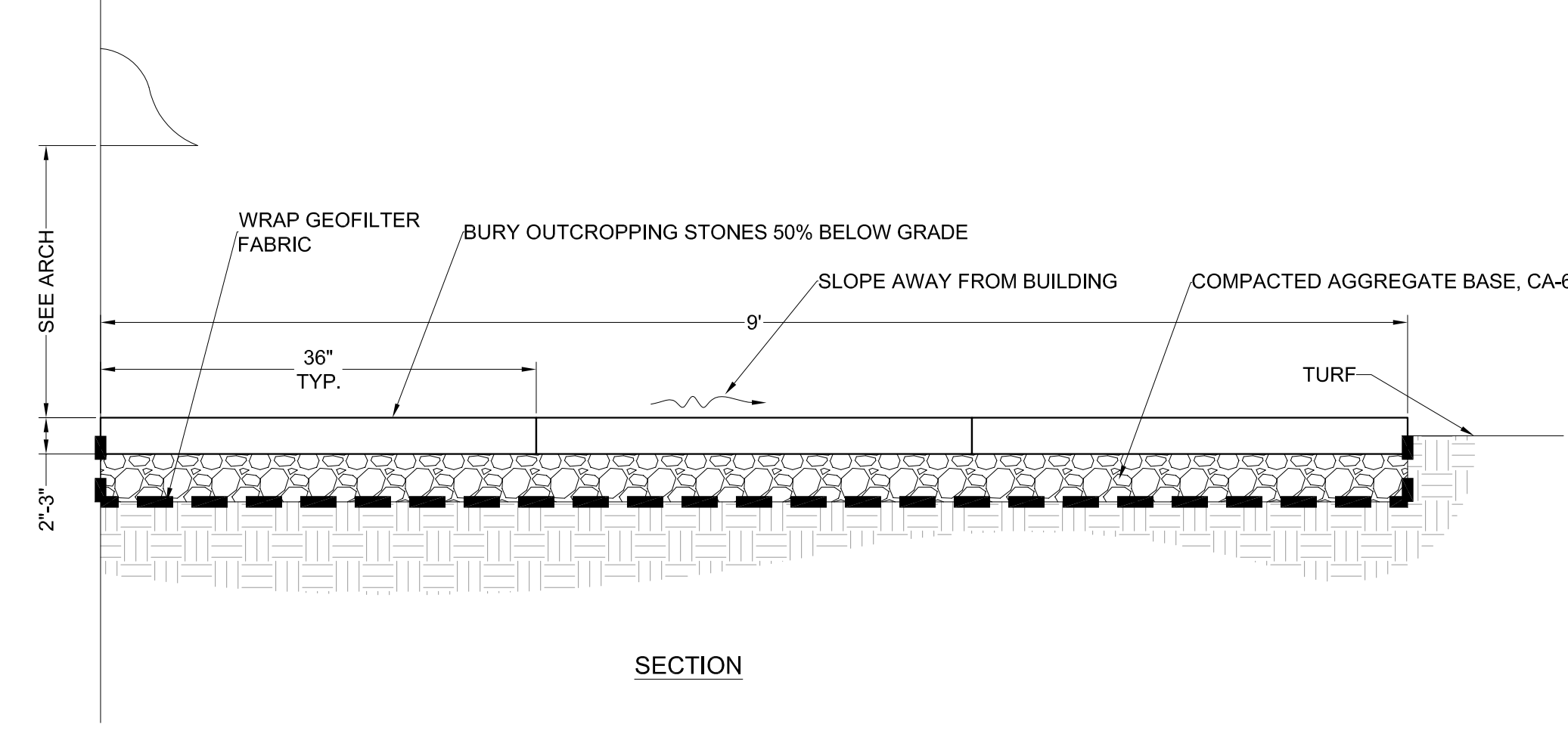
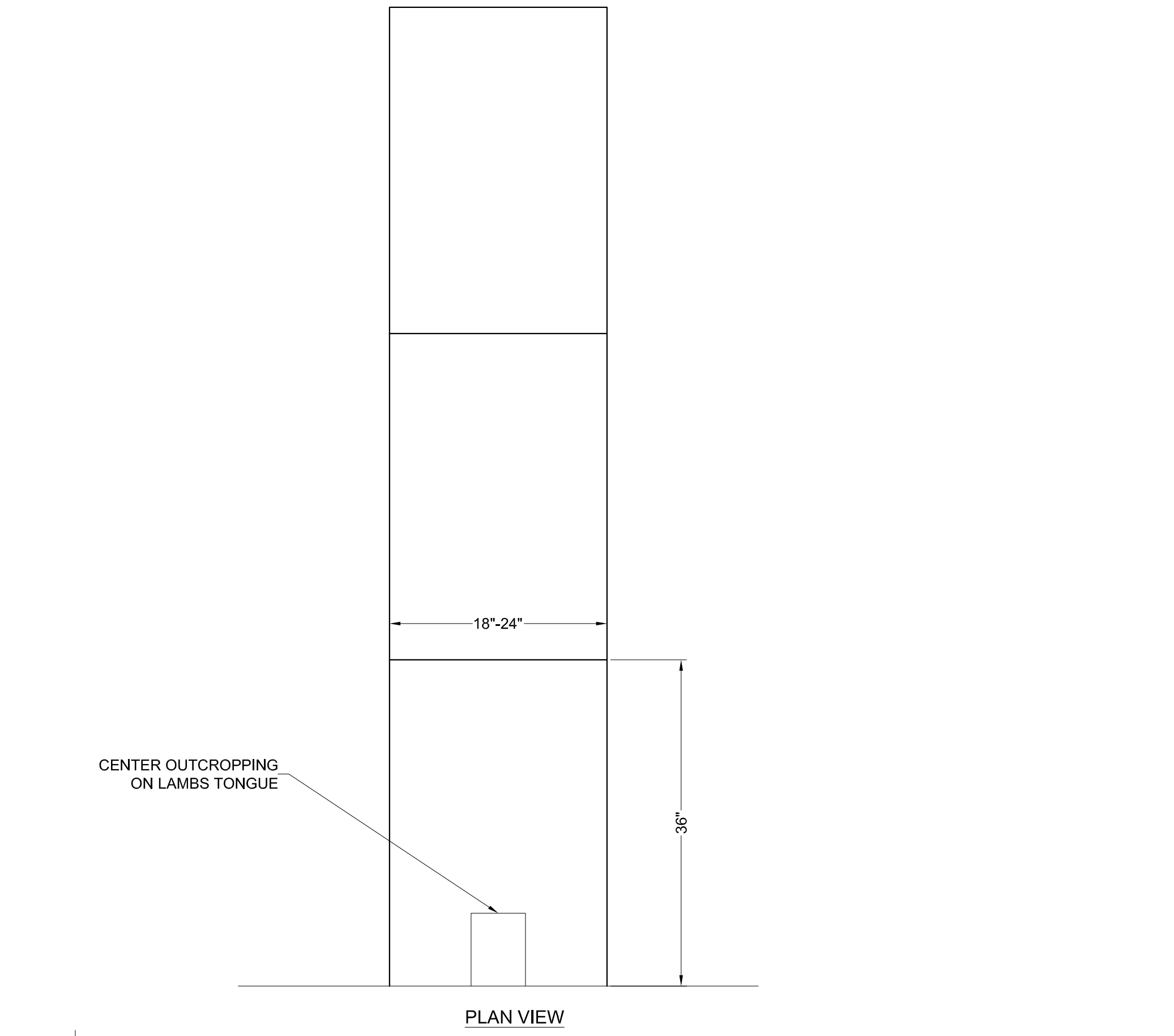
CONFIDENTIAL DRAWING INFORMATION CONTAINED HEREIN IS THE PROPERTY OF LANDSCAPE FORMS, INC. INTENDED USE IS LIMITED TO DESIGN PROFESSIONALS SPECIFYING LANDSCAPE FORMS, INC. PRODUCTS AND THEIR DIRECT CLIENTS. DRAWING IS NOT TO BE COPIED OR DISCLOSED TO OTHERS WITHOUT THE CONSENT OF LANDSCAPE FORMS, INC. ©2013 LANDSCAPE FORMS, INC. ALL RIGHTS RESERVED.

- NOTES:**
- CONTRACTOR TO INSTALL PER MANUFACTURERS SPECIFICATIONS.
 - BOLLARD TO BE LANDSCAPE FORMS 6" EMBEDDED ANNAPOLIS BOLLARD, COLOR TO BE BLACK, WITH SLEEVE OR APPROVED EQUAL.

3 BOLLARD FOUNDATION
 SCALE: NTS



2 OUTCROPPING STONES FOR OVERFLOW DRAINAGE
 SCALE: NTS



- NOTES:**
- OUTCROPPING STONES TO BE 18"-24" WIDE, 36" LONG, 2"-3" THICK.



Wight & Company
 wightco.com
 2500 North Frontage Road
 Darien, IL 60561
 P 630.969.7000
 F 630.969.7979

REV	DESCRIPTION	DATE
	ISSUED FOR CONSTRUCTION-PHASE B	07.26.2019
10	DOC MOD 10	07.23.2019
8	DOC MOD 8	06.26.2019
	ISSUED FOR BID - BID GROUP 7	06.07.2019
A6.1	ISSUED FOR ADDENDUM A6.1 - BID GROUP 6	05.31.2019
	FINAL PERMIT SUBMITTAL	05.13.2019
	ISSUED FOR BID - BID GROUP 6	05.10.2019
	ISSUED FOR BID - BID GROUP 5	05.10.2019
	ISSUED FOR CONSTRUCTION-PHASE A	05.08.2019

COMMUNITY SCHOOL DISTRICT 99 – MFP IMPLEMENTATION NORTH HIGH SCHOOL
 4436 MAIN STREET
 DOWNERS GROVE, IL 60516

LANDSCAPE DETAILS NORTH

Project Number:
 5274-02
 Drawn By:
 LR
 Sheet:

L2.01

GENERAL NOTES
1. GENERAL BUILDING CODE: 2015 INTERNATIONAL BUILDING CODE
2. DESIGN LIVE LOADS
A. OFFICE BUILDINGS: 50 PSF OR 200 LBS. CONCENTRATED LOAD PLUS 15 PSF PARTITION LIVE LOAD
B. ROOFS: ORDINARY: 20 PSF OR 300 LBS. CONCENTRATED LOAD
C. SCHOOLS: 1ST FLOOR CORRIDORS: 100 PSF OR 1000 LBS. CONCENTRATED LOAD
D. LOBBIES: 100 PSF OR 1000 LBS. CONCENTRATED LOAD
3. WIND DESIGN DATA
A. BASIC WIND SPEED (3-SECOND GUST): 120 MPH
B. RISK CATEGORY: II
C. WIND EXPOSURE: B
D. INTERNAL PRESSURE COEFFICIENT (Cp): +/- 0.18
4. EARTHQUAKE DESIGN DATA
A. IMPORTANCE FACTOR (Ih): 1.25
B. RISK CATEGORY: III
C. SEISMIC DESIGN CATEGORY: C
D. DIRECTION: BOTH
E. FORCE RESPONING SYSTEMS: STEEL SYSTEMS NOT SPECIFICALLY DETAILED FOR SEISMIC RESISTANCE
G. RESPONSE COEFFICIENTS (Ca): 0.01
H. RESPONSE MODIFICATION FACTOR (R): 3
5. SNOW DESIGN DATA
A. GROUND SNOW LOAD (Ps): 30 PSF
B. FLAT ROOF SNOW LOAD (Pp): 30 PSF
C. EXPOSURE FACTOR (Ce): B
D. IMPORTANCE FACTOR (I): 1.0
E. THERMAL FACTOR (T): 1.0
6. SEE PLANS FOR SPECIAL SNOW LOAD AREAS AND DRIFTING.
7. REFERENCES TO STANDARDS ARE TO EDITIONS INDICATED IN SPECIFICATIONS AND APPLICABLE BUILDING CODE.
8. CONSTRUCTION MANAGER SHALL SUBMIT ANTICIPATED LOCATIONS OF CONSTRUCTION JOINTS TO ARCHITECT/ENGINEER FOR REVIEW AND APPROVAL PRIOR TO CONSTRUCTION.
9. PRINCIPAL EQUIPMENT ARE INDICATED ON THE DRAWINGS. SEE ARCHITECTURAL, MECHANICAL AND ELECTRICAL DRAWINGS FOR SLEEVES, BUCKOUTS, CURBS AND INSERTS.
10. ELEVATOR EQUIPMENT FURNISHED INCLUDING MACHINE ROOMS, FITS, AND PENTHOUSES. SHALL CONFORM TO THE FRAMING AND DETAILS INDICATED ON THE DRAWINGS.
11. THE STRUCTURAL DRAWINGS REPRESENT THE COMPLETED STRUCTURE AND DO NOT INDICATE CONSTRUCTION MEANS AND METHODS, SEQUENCES, PROCEDURES, TEMPORARY CONDITIONS, OR TEMPORARY SHORING AND BRACING.
12. SUBMIT SHOP DRAWINGS AND SUPPORTING CALCULATIONS, PERFORMED AND SEALED BY A STRUCTURAL ENGINEER LICENSED IN THE STATE OF ILLINOIS, FOR PRE-FABRICATED OR PRE-ENGINEERED ELEMENTS INCLUDING BUT NOT LIMITED TO: STRUCTURAL STEEL CONNECTIONS, LIGHT GAUGE STEEL FRAMING, EXTERIOR STEEL STUD BACKUP, ETC.

EXISTING CONSTRUCTION NOTES
1. EXISTING CONSTRUCTION INDICATED ON DRAWINGS IS FOR REFERENCE ONLY. VERIFY HORIZONTAL AND VERTICAL DIMENSIONS OF EXISTING CONSTRUCTION BEFORE WORK IS BEGUN. REPORT ANY VARIATION BETWEEN INDICATED DIMENSIONS AND MEASURED DIMENSIONS TO ARCHITECT/ENGINEER.
2. EXISTING CONSTRUCTION HAS NOT BEEN VERIFIED FOR CONFORMANCE WITH REQUIREMENTS OF APPLICABLE BUILDING CODE EXCEPT FOR AREAS DIRECTLY AFFECTED BY MODIFICATIONS INDICATED ON STRUCTURAL DRAWINGS.
3. THE CONTRACTOR IS RESPONSIBLE FOR ERECTION PROCEDURES AND SEQUENCES AND SHALL PROVIDE ADEQUATE SHORING AND TEMPORARY BRACING FOR EXISTING CONSTRUCTION.
4. DRILLING INTO EXISTING CONCRETE SHALL BE PERFORMED IN A MANNER THAT AVOIDS DAMAGE TO EXISTING REINFORCEMENT. UTILIZE BAR DETECTION METHODS TO LOCATE REINFORCEMENT PRIOR TO DRILLING.
5. THOROUGHLY CLEAN THE FACE OF CONCRETE SURFACES CUT FROM EXISTING CONCRETE. ALLOW SURFACE TO COMPLETELY DRY. COAT WITH AN APPROVED BONDING AGENT AND FINISH WITH AN APPROVED PATCHING COMPOUND. CUT OFF EXPOSED REINFORCEMENT AND GRIND FLUSH TO THE NEW CONCRETE SURFACE AND FINISH WITH AN ENJOYCE PAINT.
6. WHERE EXISTING CONCRETE REINFORCEMENT IS TO BE REUSED IN PLACE, REMOVE CONCRETE IN A MANNER THAT MINIMIZES DAMAGE TO THE REINFORCEMENT. REPLACE DAMAGED REINFORCEMENT IN A MANNER APPROVED BY ARCHITECT/ENGINEER.
7. EXISTING STRUCTURAL FRAMING AND LAYOUT IS BASED UPON EXISTING DRAWINGS PREPARED BY: 1928 BUILDING - ROYER DANIEL & SMITH ARCHITECTS DATED 1928
1936 BUILDING - BURMAN & HAMMOND, INC. DATED 12/01/1936
1939 BUILDING - HOBARDS & ROOT & BURGE ARCHITECTS DATED 03/12/1936
1939 BUILDING - HEALY, SNYDER, BENDER & ASSOCIATES, INC. DATED 09/08/1939
8. MATERIAL TESTING AND INVESTIGATION OF EXISTING STRUCTURE IS BASED ON INFORMATION AND RECOMMENDATIONS CONTAINED IN A REPORT PREPARED BY EGS MIDWEST, LLC: - REPORT # 152-1372 REV 1 DATED 02/06/2019; ADDENDUM LETTER DATED 02/18/2019 FOR REPORT # 168421-C1.
9. EXISTING STRUCTURAL MATERIAL PROPERTY SUMMARY:
STEEL BEAM YIELD STRENGTH (Fy): 36 KSI @ 1998 ADDITION, 50 KSI @ 1999 ADDITION
STEEL COLUMN YIELD STRENGTH (Fy): 36 KSI @ 1998 ADDITION, 50 KSI @ 1999 ADDITION
CONCRETE SLAB AND BEAM COMP. STRENGTH (Fc): 3.5 KSI
CONCRETE COLUMN COMPRESSIVE STRENGTH (Fc): 3.5 KSI
CONCRETE WALL COMPRESSIVE STRENGTH (Fc): 3.5 KSI
CONCRETE BEAM COMPRESSIVE STRENGTH (Fc): 3.5 KSI
CONCRETE SLAB COMPRESSIVE STRENGTH (Fc): 3.5 KSI
STEEL REINFORCEMENT YIELD STRENGTH (Fy): 40 KSI

CONCRETE CORING NOTES
1. CORING OF CONCRETE STRUCTURAL ELEMENTS IS NOT PERMITTED UNLESS INDICATED ON THE STRUCTURAL DRAWINGS APPROVED BY THE ARCHITECT/ENGINEER IN WRITING OR CORING MEETS THE CRITERIA LISTED BELOW.
2. CORING THROUGH COLUMNS, BEAMS, GIRDERS OR JOISTS IS NOT PERMITTED UNLESS APPROVED IN WRITING BY THE ARCHITECT/ENGINEER.
3. CORING OF PAN JOIST SLABS IS PERMITTED PROVIDED A MINIMUM OF 3" CLEAR CONCRETE IS PROVIDED BETWEEN CORES. SAW CUTTING OF PAN JOIST SLABS IS PERMITTED WHEN APPROVED IN WRITING BY ARCHITECT/ENGINEER.
4. CORING OF ONE-WAY SLABS IS PERMITTED PROVIDED THE LONGITUDINAL TOP AND BOTTOM REINFORCEMENT IS LOCATED AND AVOIDED UTILIZING NON-DESTRUCTIVE TESTING METHODS. SUBMIT REQUEST IN WRITING TO ARCHITECT/ENGINEER FOR APPROVAL. CUTTING OF LONGITUDINAL REINFORCEMENT IS REQUIRED. CUTTING OF TEMPERATURE REINFORCEMENT IS PERMITTED. SAW CUTTING OF ONE-WAY SLABS IS PERMITTED WHEN APPROVED IN WRITING BY THE ARCHITECT/ENGINEER.
5. CORING OR SAW CUTTING OF TWO-WAY SLABS IS NOT PERMITTED UNLESS APPROVED IN WRITING BY THE ARCHITECT/ENGINEER.
6. CORING OF FROST WALLS FOUNDATION WALLS SUPPORTED BY CONTINUOUS FOOTING FOUNDATIONS IS PERMITTED. CORING OF CONTINUOUS FOOTING FOUNDATIONS IS NOT PERMITTED UNLESS APPROVED IN WRITING BY THE ARCHITECT/ENGINEER.
7. CORING OF BASEMENT WALLS IS PERMITTED PROVIDED THE WALL REINFORCEMENT IS LOCATED AND AVOIDED UTILIZING NON-DESTRUCTIVE TESTING METHODS. SUBMIT REQUEST IN WRITING TO ARCHITECT/ENGINEER WHEN CUTTING OF WALL REINFORCEMENT IS REQUIRED. SAW CUTTING OF BASEMENT WALLS IS PERMITTED WHEN APPROVED IN WRITING BY THE ARCHITECT/ENGINEER.

REINFORCED CONCRETE MASONRY NOTES
1. COMPLY WITH THE REQUIREMENTS OF THE LATEST EDITION OF THE AMERICAN CONCRETE INSTITUTE (ACI), THE AMERICAN SOCIETY OF CIVIL ENGINEERS (ASCE) AND THE MASONRY SOCIETY (TMS) STANDARDS.
2. REINFORCED GROUTED MASONRY IS DESIGNED FOR AN Fm OF 2.500 PSI USING MEDIUM WEIGHT MASONRY BLOCKS WITH 2 CELLS PER 16" LENGTH OF BLOCK. UNLESS NOTED OTHERWISE, USE RUNNING BOND CONSTRUCTION.
3. IN ADDITION TO NOTE 2, REINFORCED GROUTED MASONRY IS DESIGNED FOR THE FOLLOWING:
A. Fm = 3,250 PSI
B. Fy = 2,500 PSI
4. FURNISH DEFORMED BAR REINFORCING, #3 BARS THROUGH #11 BARS, CONFORMING TO ASTM A615, GRADE 60.
5. VERTICALLY REINFORCE GROUTED MASONRY AS INDICATED ON PLANS AND SCHEDULES. IF NOT INDICATED, PROVIDE #4@8 VERTICAL REINFORCEMENT.
6. UNLESS NOTED OTHERWISE, DOVEL REINFORCED MASONRY WALLS INTO SUPPORTS WITH MATCHING SIZE AND SPACING OF WALL REINFORCEMENT.
7. LAP SPlice REINFORCEMENT 48 BAR DIAMETERS BUT NOT LESS THAN 18".
8. HORIZONTALLY REINFORCE GROUTED MASONRY WITH A MINIMUM OF TWO #3 GAUGE OR 3/16" DIAMETER WIRES IN A TRUSS TYPE CONFIGURATION AT 16" IN BEND JOINTS. SEE DRAWINGS FOR ADDITIONAL HORIZONTAL REINFORCEMENT REQUIREMENTS.
9. LOCATE BOND BEAMS VERTICALLY AT 10 FEET MAXIMUM AT SILLS AND TOP OF WALLS. REMOVE BOND BEAMS WITH 2 #3 CONTINUOUS BARS. UNLESS NOTED OTHERWISE IN THE DRAWINGS, OMIT HORIZONTAL BEND JOINT REINFORCEMENT WHERE BOND BEAMS OCCUR.
10. PROVIDE VERTICAL CONTROL JOINTS IN REINFORCED MASONRY WALLS WITH SPACING NOT TO EXCEED 20 FEET. PROVIDE #4 x 4" LONG SMOOTH DOWELS AT 16" ACROSS THE JOINT. PREVENT BOND BETWEEN THE BAR AND GROUT WITH GREASE OR PLASTIC SLEEVE. CAP DOWELS TO ALLOW FOR 1" OF MOVEMENT.
11. LOCATE VERTICAL CONTROL JOINTS AT EXTERIOR EXPOSED REINFORCED MASONRY WALLS AT THE FOLLOWING LOCATIONS AT A MINIMUM AND AS INDICATED ON THE ARCHITECTURAL DRAWINGS:
A. ABRUPT CHANGES IN WALL HEIGHT.
B. CHANGES IN WALL THICKNESS.
C. CENTERED OVER JOINTS IN FOUNDATION WALLS.
D. AT A MAXIMUM OF ONE-HALF THE INDICATED TYPICAL JOINT SPACING FROM BONDED WALL INTERSECTIONS, CORNERS OR CHANGES IN WALL DIRECTION.

FOUNDATION NOTES
1. DESIGN SOIL PRESSURE: 6000 PSF NET ALLOWABLE BEARING PRESSURE FOR NEW, FREE STANDING FOUNDATION BEARINGS ON COMPETENT CLEAN CLAY, BROWN MUD, VERY STIFF TO HARD-STRATUM II ENGINEERED FILL OVERLYING STRATUM II.
THE BUILDING AREA PLUS A MINIMUM LATERAL MARGIN OF 10' FEET BEYOND THE BUILDING PERIMETER SHALL BE INITIALLY PREPARED BY STRIPPING ANY UNSUITABLE MATERIALS AFTER THE EXISTING BUILDINGS CURRENTLY ON SITE ARE DEMOLISHED. INITIAL SITE PREPARATION SHALL CONSIST OF THE COMPLETE REMOVAL OF ALL EXISTING FOUNDATION AND THE MAN-PLACED MATERIAL FILL LAYER, AS RECOMMENDED BY THE GEOTECHNICAL REPORT.
SUITABLE BEARING SOILS FOR DIRECT FOUNDATION SUPPORT OR AS THE SUBGRADE FOR ENGINEERED BACKFILL AND INDIRECT FOUNDATION SUPPORT WERE ENCOUNTERED AT THE TEST BORING LOCATIONS AT DEPTHS RANGING FROM APPROXIMATELY 12' TO 17' DEEPER IN UNEXPLORED AREAS OF THE SITE BELOW THE EXISTING SITE GRADES. TO HELP REDUCE DISTURBANCE OF THE EXISTING BEARING GRADE, AT LEAST A 2" FOOT OF MATERIAL ABOVE THE DESIGN BEARING GRADE SHALL BE REMOVED WITH AN EXCAVATOR EQUIPPED WITH A SMOOTH EDGE BUCKET.
SEE THE GEOTECHNICAL REPORT FOR THE ADDITIONAL RECOMMENDATIONS/REQUIREMENTS FOR ADJACENT EXISTING FOUNDATION PROTECTION, PROOFLOADING AND CONNECTION REQUIREMENTS. APPROVED ENGINEERED FILL MATERIALS ETC.
THE FOUNDATION DESIGN IS BASED ON SUBSURFACE INFORMATION AND RECOMMENDATIONS CONTAINED IN A REPORT PREPARED BY EGS MIDWEST, LLC, REPORT # 16-8421-C AND DATED 06/24/2018.
ESTABLISH BEARING OF FOOTINGS IN STRATUM AS INDICATED. ELEVATIONS GIVEN ARE FOR BIDDING/ESTIMATING PURPOSES ONLY.
CONDUCT ON-SITE INSPECTION OF FOUNDATION BEARING STRATA DURING CONSTRUCTION BY A QUALIFIED TESTING AGENCY.
EXTEND EXTERIOR FOUNDATION ELEMENTS BELOW THE MAXIMUM ANTICIPATED FROST DEPTH. SEE GEOTECHNICAL REPORT FOR FROST DEPTH REQUIREMENTS UNLESS NOTED OTHERWISE. FOUNDATION ELEMENTS AT INTERIOR CONDITIONS HAVE NOT BEEN DESIGNED FOR WINTER CONDITIONS. PROVIDE ADEQUATE MEASURES TO PROTECT AGAINST FROST HEAVE.
PERFORM BACKFILL OPERATIONS ON BOTH SIDES OF WALLS IN AN EQUAL MANNER AS NOT TO CREATE UNBALANCED LATERAL EARTH PRESSURES.
SLAB-ON-GRADE SHALL BE UNDERLAIN BY A MINIMUM OF 6 INCHES OF GRANULAR BASE COURSE LAYER OVER PROPERLY PREPARED SUBGRADE AND A 1.5 ML CONTINUOUS VAPOR RETARDER (W/0 JOINTS). COMPACT THE SUBGRADE TO A LEAST OF 90% OF THE MAXIMUM DRY DENSITY PER ASTM D1557.
THE INITIAL SUBGRADE PREPARATION SHALL CONSIST OF REMOVING THE EXISTING TOPSOIL AND PAVEMENTS ALONG WITH ANY OTHER SOFT OR UNSUITABLE MATERIALS TO THE 10-FOOT EXPANDED BUILDING AREAS AND 5 FEET BEYOND THE TOE OF ENGINEERED FILLS.
THE GEOTECHNICAL REPORT RECOMMENDS AGAINST THE FINAL SLAB SOILS REMAINING EXPOSED TO THE ELEMENTS FOR A PROLONGED PERIOD OF TIME AS SUCH DAMAGE MAY BE DISTURBED AND/OR ROTTED. IF THE ASPECT RATIO IS NOT CONSTRUCTED WITHIN A FEW DAYS AFTER EXPOSING THE FINAL DESIGN SUBGRADE, CONSIDERATION SHALL BE GIVEN TO LEAVING THE SUBGRADE APPROXIMATELY 2 FEET ABOVE THE FINAL DESIGN SUBGRADE TO HELP REDUCE DISTURBANCE OF THE SUBGRADE SOILS.
PER GEOTECHNICAL REPORT, IF THE EXISTING FILLS SOLS ARE TO REMAIN IN PLACE, THEY SHALL BE COMPACTED PER THE PROOFLOADING REQUIREMENTS IN THE GEOTECHNICAL REPORT.

CONCRETE NOTES
1. COMPLY WITH THE REQUIREMENTS OF THE LATEST EDITION OF THE AMERICAN CONCRETE INSTITUTE (ACI) STANDARDS.
FOOTINGS / MATS: 4000 PSI
WALLS / PILES / PLASTERS: 4000 PSI
MISCELLANEOUS WALLS: 4000 PSI
SLAB-ON-GRADE: 5000 PSI
2. PROVIDE CONCRETE IN FOLLOWING AREAS WITH LIGHTWEIGHT COARSE AGGREGATE, SAND FINE AGGREGATE AND THE DESIGNATED COMPRESSIVE STRENGTH IN 28 DAYS. THE 28-DAY AIR DRY DENSITY SHALL NOT EXCEED 126 PCF.
A. SLAB-ON-STEEL COMPOSITE DECK: 3000 PSI
3. PROVIDE CONCRETE PROTECTION FOR DEFORMED BAR REINFORCEMENT AS INDICATED BELOW (UNLESS NOTED OTHERWISE):
A. DEFORMED BAR REINFORCEMENT PER ASTM A615, GRADE 60
B. DEFORMED BAR REINFORCEMENT PER ASTM A615, GRADE 60
C. WELDED PLAIN WIRE REINFORCEMENT (MWR) OF COLD-DRAWN WIRE (70,000 PSI YIELD) PER ASTM A185.
4. DETAILING OF CONCRETE REINFORCEMENT AND ACCESSORIES SHALL CONFORM TO ACI 318.
5. SPlice REINFORCING BARS ONLY AS INDICATED ON DRAWINGS EXCEPT LAP SPlice REINFORCING BARS DESIGNATED AS "CONTINUOUS" OR "CONT." WITH CLASS B LAP SPICES. LAP SPICE CONTINUOUS REINFORCING BARS AT SUPPORTS FOR TOP BARS AND AT MIDSJAN FOR TOP AND SIDE BARS.
6. HOOK UNSCHEDULED TOP AND SIDE REINFORCING BARS AT DISCONTINUOUS ENDS.
7. PLACING REINFORCEMENT:
A. LAP WELDED WIRE REINFORCEMENT AT LEAST ONE CROSS WIRE SPACING PLUS 2" BUT NOT LESS THAN 8 INCHES.
10. FOR SLAB-ON-GRADE REINFORCED WITH WELDED WIRE REINFORCEMENT (MWR), DEFORMED BAR CONCRETE REINFORCEMENT OR MACROSYNTHETIC FIBER REINFORCING, 12" IS THE MAXIMUM SPACING FOR CONTROL JOINTS.
11. PROVIDE CHAMFERS, DRP LEDGES, SCOPPERS AND WASHES AS DETAILED ON ARCHITECTURAL DRAWINGS.
12. CONCRETE ELEMENTS EXPOSED TO WEATHER ARE NOT WATER TIGHT AND WILL DEVELOP CRACKS. CORNER REQUIREMENTS FOR SEALING AND TREATING OF CONCRETE WITH ARCHITECTURAL DRAWINGS.
13. REMOVAL OF FORMWORK:
A. FORMWORK FOR WALLS NOT SUPPORTING WEIGHT OF CONCRETE MAY BE REMOVED AFTER CONCRETE HAS HARDENED SUFFICIENTLY TO RESIST DAMAGE FROM FORMWORK REMOVAL OPERATIONS.
B. RETAIN FORMS AND SHORING FOR HORIZONTAL WALL UNTIL CONCRETE HAS ACHIEVED AT LEAST 70% OF ITS DESIGNATED 28-DAY COMPRESSIVE STRENGTH AND WILL SAFELY SUPPORT ITS OWN WEIGHT.
14. STRUCTURAL STEEL NOTES
1. COMPLY WITH THE REQUIREMENTS OF THE LATEST EDITION OF THE AMERICAN INSTITUTE OF STEEL CONSTRUCTION (AISC) STANDARDS.
2. STRUCTURAL STEEL MATERIAL REQUIREMENTS:
A. WIRE FLANGED AND TEE SHAPES SHALL CONFORM TO ASTM A992.
B. PLATES, ANGLES AND CHANNELS SHALL CONFORM TO ASTM A572.
C. SQUARE AND RECTANGULAR HOLLOW STRUCTURAL SECTIONS (HSS) SHALL CONFORM TO ASTM A500, GRADE C (Fy = 50 KSI).
D. ROUND HOLLOW STRUCTURAL SECTIONS (RHSS) SHALL CONFORM TO ASTM A500, GRADE C (Fy = 45 KSI).
E. ANCHOR RODS SHALL CONFORM TO ASTM F1554 - GRADE 55 UNLESS NOTED OTHERWISE ON THE DRAWINGS.
F. ROUND RODS SHALL CONFORM TO ASTM A572 - GR 55 (Fy = 55 KSI).
3. STRUCTURAL STEEL CONNECTION REQUIREMENTS:
A. STRUCTURAL STEEL DETAILS AND CONNECTIONS SHALL CONFORM TO THE STANDARDS OF THE AISC.
B. SPACING OF STRUCTURAL STEEL MEMBERS WHERE NOT INDICATED IS PROHIBITED.
C. SELECT CONNECTIONS NOT INDICATED ON DRAWINGS FROM APPROPRIATE TABLES OF THE AISC MANUAL.
D. DESIGN BEAM-TO-BEAM AND BEAM-TO-COLUMN SHEAR CONNECTIONS FOR 40% OF SHEAR CAPACITY OF WEB, OR REACTION INDICATED ON DRAWINGS, WHICHEVER IS GREATER.
E. WELDING OF STRUCTURAL STEEL SHALL CONFORM TO AISC D1.1. USE E70XX ELECTRODES FOR FIELD AND SHOP WELDS. USE ONLY LOW-HYDROGEN ELECTRODES ON ASTM A432, A514, A572 AND A588 STEEL.
F. PROVIDE CONTINUOUS FILLET WELDS MEETING THE MINIMUM REQUIREMENTS OF AISC WITH A MINIMUM SIZE OF 3/16" UNLESS NOTED OTHERWISE.
G. CONNECTION BOLTS FOR STRUCTURAL STEEL MEMBERS SHALL CONFORM TO ASTM A325 OR A307, UNLESS NOTED OTHERWISE.
H. SUBMIT DESIGN CALCULATIONS FOR STRUCTURAL STEEL CONNECTIONS UNLESS DESIGN IS SPECIFICALLY INDICATED ON THE DRAWINGS. DESIGN CALCULATIONS SHALL BE BASED UPON LOADING CRITERIA INDICATED ON THE DRAWINGS AND SHALL BE PERFORMED AND SEALED BY A STRUCTURAL ENGINEER LICENSED IN THE STATE OF ILLINOIS.
4. PAINT STRUCTURAL STEEL, NOT RECEIVING FIREPROOFING ACCORDING TO SPECIFICATIONS, UNLESS NOTED OTHERWISE. SEE ARCHITECTURAL DRAWINGS FOR FIREPROOFING REQUIREMENTS.
5. TOUCH UP FIELD WELDS AND CONNECTIONS OF PAINTED STRUCTURAL STEEL WITH SAME PAINT AS USED IN SHOP.
6. UNLESS NOTED OTHERWISE, GALVANIZE STRUCTURAL STEEL MEMBERS AND EMBEDS EXPOSED TO ELEMENTS AND WHERE INDICATED ON DRAWINGS. GALVANIZING SHALL CONFORM TO ASTM A123. SEAL WELD CONNECTIONS PRIOR TO GALVANIZING. TOUCH UP FIELD WELDS ON GALVANIZED ITEMS WITH PAINT CONFORMING TO TP-641.
7. ERECT STEEL BEAMS WITH CAMBER AS INDICATED ON DRAWINGS. BEAMS WITH SPECIFIED CAMBER OF 1/2" OR GREATER SHALL BE PHYSICALLY CAMBERED. IF CAMBER IS NOT INDICATED ON THE DRAWINGS, BEAMS ARE TO BE FABRICATED AND ERECTED WITH ZERO CAMBER.
8. AUTOMATICALLY END WELD HEADED STUDS AND DEFORMED BARS WHERE INDICATED ON DRAWINGS.

STEEL DECK NOTES
1. COMPLY WITH THE REQUIREMENTS OF THE LATEST EDITION OF THE AMERICAN NATIONAL STANDARDS INSTITUTE (ANSI) / STEEL DECK INSTITUTE (SDI) STANDARDS.
2. ROOF STEEL DECK SHALL HAVE A MINIMUM YIELD STRENGTH OF 33 KSI AND FLOOR STEEL DECK SHALL HAVE A MINIMUM YIELD STRENGTH OF 50 KSI.
3. WHERE INDICATED ON THE DRAWINGS, PROVIDE 2" DEEP x 1/8" GAGE STEEL DECK IN COMPOSITE CONSTRUCTION WITH A GALVANIZED FINISH AND WELDS WITH SUPPORT FASTENERS OF 5/8" PUDGLE WELDS IN A 3/8" PATTERN AND SIDELAP FASTENERS OF 3/4" TEX SCREWS PER SPAN. DO NOT EXCEED 24" EXCEEDS VALUES LISTED, SHORE DECK ACCORDING TO MANUFACTURER'S SPECIFICATIONS. SUBMIT DECK LOAD CAPACITY AND SHORING DATA TO ARCHITECT.
4. WHERE INDICATED ON THE PLAN, PROVIDE STEEL ROOF DECK OF 1 1/2" DEEP x 1/8" GAGE, WIDE RIB GALVANIZED DECK AND WELDS WITH SUPPORT FASTENERS OF 5/8" PUDGLE WELDS IN A 3/8" PATTERN AND SIDELAP FASTENERS OF 3/4" TEX SCREWS PER SPAN. DO NOT EXCEED 24" OR ONE-HALF OF DECK SPAN FOR SIDELAP FASTENER SPACING. STEEL ROOF DECK AND ATTACHMENT SHALL HAVE A NET UPLIFT CAPACITY NORMAL TO ROOF SURFACE OF 15 PSF.
5. WHERE INDICATED ON THE ROOF FRAMING PLAN, PROVIDE CELLULAR ACoustICAL, STEEL ROOF DECK OF 1 1/2" DEEP x 22 GAGE, WIDE RIB GALVANIZED DECK AND WELDS WITH SUPPORT FASTENERS OF 5/8" PUDGLE WELDS IN A 3/8" PATTERN AND SIDELAP FASTENERS OF 3/4" TEX SCREWS PER SPAN. DO NOT EXCEED 24" OR ONE-HALF OF DECK SPAN FOR SIDELAP FASTENER SPACING. STEEL ROOF DECK AND ATTACHMENT SHALL HAVE A NET UPLIFT CAPACITY NORMAL TO ROOF SURFACE OF 15 PSF.
6. WHERE INDICATED ON THE ROOF FRAMING PLAN, PROVIDE STEEL ROOF DECK OF 3" DEEP x 1/8" GAGE, WIDE RIB GALVANIZED DECK AND WELDS WITH SUPPORT FASTENERS OF 5/8" PUDGLE WELDS IN A 3/8" PATTERN AND SIDELAP FASTENERS OF 3/4" TEX SCREWS PER SPAN. DO NOT EXCEED 24" OR ONE-HALF OF DECK SPAN FOR SIDELAP FASTENER SPACING. STEEL ROOF DECK AND ATTACHMENT SHALL HAVE A NET UPLIFT CAPACITY NORMAL TO ROOF SURFACE OF 15 PSF.

SHEAR CONNECTOR NOTES
1. PROVIDE 3/4" DIAMETER x 4' LONG HEADED STUDS AS SHEAR CONNECTORS IN COMPOSITE CONSTRUCTION.
2. SHEAR CONNECTORS SHALL CONFORM TO ASTM A108.
3. AUTOMATICALLY END WELD SHEAR CONNECTORS THROUGH DECK TO SUPPORTING STRUCTURAL MEMBERS IN FIELD, ACCORDING TO MANUFACTURER'S RECOMMENDATIONS AND AWS D1.1.
4. SEE TYPICAL SHEAR CONNECTOR PLACING DETAIL FOR FIELD PLACEMENT OF CONNECTORS.
5. REMOVE CERAMIC FERRULES FROM CONNECTOR AND DECK BEFORE PLACING CONCRETE.

POST INSTALLED MECHANICAL ANCHOR NOTES
1. THE CONTRACTOR SHALL ARRANGE AN ANCHOR MANUFACTURER'S REPRESENTATIVE TO PROVIDE ON-SITE INSTALLATION TRAINING FOR ALL OF THEIR ANCHORING PRODUCTS SPECIFIED. THE STRUCTURAL ENGINEER OF RECORD MUST RECEIVE DOCUMENTED CONFIRMATION THAT ALL OF THE CONTRACTOR'S PERSONNEL WHO INSTALL ANCHORS ARE TRAINED PRIOR TO THE COMMENCEMENT OF INSTALLING ANCHORS.
2. UNLESS NOTED OTHERWISE ON THE DRAWINGS, MECHANICAL ANCHORS IN NORMAL OR LIGHTWEIGHT CONCRETE SHALL UTILIZE CARBON STEEL, HILTI WINK BOLT, TX EXPANSION ANCHORS, STAINLESS STEEL ANCHOR BOLT, WASHER AND ANCHORING SLEEVE SHALL ONLY BE UTILIZED WHEN INDICATED ON THE DRAWINGS.
3. CREATE HOLES IN BASE MATERIAL PER MANUFACTURER'S RECOMMENDATIONS TO REQUIRED DIAMETER AND EMBEDMENT DEPTH WITHIN AS TOLERANCES.
4. DO NOT DAMAGE OR DISTURB EXISTING CONCRETE REINFORCEMENT. UTILIZE NON-DESTRUCTIVE METHODS TO LOCATE AND AVOID EXISTING REINFORCEMENT PRIOR TO DRILLING.
5. CLEAR BORE HOLE ACCORDING TO MANUFACTURER'S RECOMMENDATIONS. CLEAR BORE HOLE OF DUST, ICE, OIL, DEBRIS OR OTHER CONTAMINANTS PRIOR TO ANCHOR INSTALLATION.
6. INSTALL ANCHORS ACCORDING TO MANUFACTURER'S WRITTEN REQUIREMENTS.
7. UNLESS NOTED OTHERWISE ON THE DRAWINGS, ADHESIVE ANCHORS IN NORMAL WEIGHT CONCRETE SHALL UTILIZE HILTI HIT-HY 200 SAFE SET INJECTABLE ADHESIVE SYSTEM WITH HILTI HT-Z CARBON STEEL ANCHOR RODS. THE STAINLESS STEEL ANCHOR RODS SHALL BE HILTI HT-ZR AND SHALL ONLY BE UTILIZED WHEN INDICATED ON THE DRAWINGS. NOTE: IF BASE MATERIAL TEMPERATURE IS LOWER THAN 41 DEGREE FAHREHIT AT THE TIME OF INSTALLATION, THEN CLEANING OF THE DRILLED HOLE IS REQUIRED.
8. UNLESS NOTED OTHERWISE ON THE DRAWINGS, ADHESIVE ANCHORS IN SOLO GROUTED CONCRETE MASONRY UNITS SHALL UTILIZE HILTI HIT-HY 270 INJECTABLE MASONRY ADHESIVE WITH HILTI HAS-E CARBON STEEL CONTINUOUSLY THREADED ANCHOR RODS. THE STAINLESS STEEL CONTINUOUSLY THREADED ANCHOR RODS SHALL BE HILTI HAS-E 304 AND SHALL ONLY BE UTILIZED WHEN INDICATED ON THE DRAWINGS.
9. UNLESS NOTED OTHERWISE ON THE DRAWINGS, ADHESIVE ANCHORS IN HOLLOW CONCRETE MASONRY UNITS SHALL UTILIZE HILTI HIT-HY 270 INJECTABLE MASONRY ADHESIVE WITH HILTI HAS-E THREADED RODS OR SCREEN TUBES. WHEN INDICATED ON THE DRAWINGS, STAINLESS STEEL SHALL CONFORM TO A304 304 OR 316.
10. UNLESS NOTED OTHERWISE ON THE DRAWINGS, ADHESIVE ANCHORS IN UNREINFORCED BRICK MASONRY UNITS SHALL UTILIZE HILTI HT-270 INJECTABLE MASONRY ADHESIVE WITH STAINLESS STEEL THREADED RODS CONFORMING TO A304 304 OR 316 AND SCREEN TUBES.
11. HEX NUTS SHALL CONFORM TO ASTM A 583 GRADE D FOR CARBON STEEL ANCHOR RODS AND ASTM F 949 FOR STAINLESS STEEL ANCHOR RODS.
12. WASHERS SHALL CONFORM TO ASTM F 436 FOR CARBON STEEL ANCHOR RODS AND ASTM A 498 FOR STAINLESS STEEL ANCHOR RODS.
13. STRUCTURAL FIBERS SHALL CONFORM TO MACRO SYNTHETIC, MONOFILAMENT, "COARSE FIBER" MADE FROM VIRGIN POLYETHYLENE THAT HAVE AN EQUAL ANT DIAMETER OF AT LEAST 0.06 INCHES (1.6 MM) BUT NOT GREATER THAN 0.05 INCHES (1.25 MM) WITH A MINIMUM ASPECT RATIO OF (LENGTH/DIAMETER) OF AT LEAST 80 PER ASTM D1388 AND ASTM D1389.

POST INSTALLED ADHESIVE (CHEMICAL) ANCHOR NOTES
1. THE CONTRACTOR SHALL ARRANGE AN ANCHOR MANUFACTURER'S REPRESENTATIVE TO PROVIDE ON-SITE INSTALLATION TRAINING FOR ALL OF THEIR ANCHORING PRODUCTS SPECIFIED. THE STRUCTURAL ENGINEER OF RECORD MUST RECEIVE DOCUMENTED CONFIRMATION THAT ALL OF THE CONTRACTOR'S PERSONNEL WHO INSTALL ANCHORS ARE TRAINED PRIOR TO THE COMMENCEMENT OF INSTALLING ANCHORS.
2. UNLESS NOTED OTHERWISE ON THE DRAWINGS, ADHESIVE ANCHORS IN NORMAL WEIGHT CONCRETE SHALL UTILIZE HILTI HIT-HY 200 SAFE SET INJECTABLE ADHESIVE SYSTEM WITH HILTI HT-Z CARBON STEEL ANCHOR RODS. THE STAINLESS STEEL ANCHOR RODS SHALL BE HILTI HT-ZR AND SHALL ONLY BE UTILIZED WHEN INDICATED ON THE DRAWINGS. NOTE: IF BASE MATERIAL TEMPERATURE IS LOWER THAN 41 DEGREE FAHREHIT AT THE TIME OF INSTALLATION, THEN CLEANING OF THE DRILLED HOLE IS REQUIRED.
3. UNLESS NOTED OTHERWISE ON THE DRAWINGS, ADHESIVE ANCHORS IN SOLO GROUTED CONCRETE MASONRY UNITS SHALL UTILIZE HILTI HIT-HY 270 INJECTABLE MASONRY ADHESIVE WITH HILTI HAS-E CARBON STEEL CONTINUOUSLY THREADED ANCHOR RODS. THE STAINLESS STEEL CONTINUOUSLY THREADED ANCHOR RODS SHALL BE HILTI HAS-E 304 AND SHALL ONLY BE UTILIZED WHEN INDICATED ON THE DRAWINGS.
4. UNLESS NOTED OTHERWISE ON THE DRAWINGS, ADHESIVE ANCHORS IN HOLLOW CONCRETE MASONRY UNITS SHALL UTILIZE HILTI HIT-HY 270 INJECTABLE MASONRY ADHESIVE WITH HILTI HAS-E THREADED RODS OR SCREEN TUBES. WHEN INDICATED ON THE DRAWINGS, STAINLESS STEEL SHALL CONFORM TO A304 304 OR 316.
5. UNLESS NOTED OTHERWISE ON THE DRAWINGS, ADHESIVE ANCHORS IN UNREINFORCED BRICK MASONRY UNITS SHALL UTILIZE HILTI HT-270 INJECTABLE MASONRY ADHESIVE WITH STAINLESS STEEL THREADED RODS CONFORMING TO A304 304 OR 316 AND SCREEN TUBES.
6. HEX NUTS SHALL CONFORM TO ASTM A 583 GRADE D FOR CARBON STEEL ANCHOR RODS AND ASTM F 949 FOR STAINLESS STEEL ANCHOR RODS.
7. WASHERS SHALL CONFORM TO ASTM F 436 FOR CARBON STEEL ANCHOR RODS AND ASTM A 498 FOR STAINLESS STEEL ANCHOR RODS.

REINFORCING STEEL SHALL CONFORM TO THE FOLLOWING REQUIREMENTS:
A. DEFORMED BAR REINFORCEMENT PER ASTM A615, GRADE 60
B. DEFORMED BAR REINFORCEMENT PER ASTM A615, GRADE 60
C. WELDED PLAIN WIRE REINFORCEMENT (MWR) OF COLD-DRAWN WIRE (70,000 PSI YIELD) PER ASTM A185.
4. DETAILING OF CONCRETE REINFORCEMENT AND ACCESSORIES SHALL CONFORM TO ACI 318.
5. SPlice REINFORCING BARS ONLY AS INDICATED ON DRAWINGS EXCEPT LAP SPlice REINFORCING BARS DESIGNATED AS "CONTINUOUS" OR "CONT." WITH CLASS B LAP SPICES. LAP SPICE CONTINUOUS REINFORCING BARS AT SUPPORTS FOR TOP BARS AND AT MIDSJAN FOR TOP AND SIDE BARS.
6. HOOK UNSCHEDULED TOP AND SIDE REINFORCING BARS AT DISCONTINUOUS ENDS.
7. PLACING REINFORCEMENT:
A. LAP WELDED WIRE REINFORCEMENT AT LEAST ONE CROSS WIRE SPACING PLUS 2" BUT NOT LESS THAN 8 INCHES.
10. FOR SLAB-ON-GRADE REINFORCED WITH WELDED WIRE REINFORCEMENT (MWR), DEFORMED BAR CONCRETE REINFORCEMENT OR MACROSYNTHETIC FIBER REINFORCING, 12" IS THE MAXIMUM SPACING FOR CONTROL JOINTS.
11. PROVIDE CHAMFERS, DRP LEDGES, SCOPPERS AND WASHES AS DETAILED ON ARCHITECTURAL DRAWINGS.
12. CONCRETE ELEMENTS EXPOSED TO WEATHER ARE NOT WATER TIGHT AND WILL DEVELOP CRACKS. CORNER REQUIREMENTS FOR SEALING AND TREATING OF CONCRETE WITH ARCHITECTURAL DRAWINGS.
13. REMOVAL OF FORMWORK:
A. FORMWORK FOR WALLS NOT SUPPORTING WEIGHT OF CONCRETE MAY BE REMOVED AFTER CONCRETE HAS HARDENED SUFFICIENTLY TO RESIST DAMAGE FROM FORMWORK REMOVAL OPERATIONS.
B. RETAIN FORMS AND SHORING FOR HORIZONTAL WALL UNTIL CONCRETE HAS ACHIEVED AT LEAST 70% OF ITS DESIGNATED 28-DAY COMPRESSIVE STRENGTH AND WILL SAFELY SUPPORT ITS OWN WEIGHT.
14. STRUCTURAL STEEL NOTES
1. COMPLY WITH THE REQUIREMENTS OF THE LATEST EDITION OF THE AMERICAN INSTITUTE OF STEEL CONSTRUCTION (AISC) STANDARDS.
2. STRUCTURAL STEEL MATERIAL REQUIREMENTS:
A. WIRE FLANGED AND TEE SHAPES SHALL CONFORM TO ASTM A992.
B. PLATES, ANGLES AND CHANNELS SHALL CONFORM TO ASTM A572.
C. SQUARE AND RECTANGULAR HOLLOW STRUCTURAL SECTIONS (HSS) SHALL CONFORM TO ASTM A500, GRADE C (Fy = 50 KSI).
D. ROUND HOLLOW STRUCTURAL SECTIONS (RHSS) SHALL CONFORM TO ASTM A500, GRADE C (Fy = 45 KSI).
E. ANCHOR RODS SHALL CONFORM TO ASTM F1554 - GRADE 55 UNLESS NOTED OTHERWISE ON THE DRAWINGS.
F. ROUND RODS SHALL CONFORM TO ASTM A572 - GR 55 (Fy = 55 KSI).
3. STRUCTURAL STEEL CONNECTION REQUIREMENTS:
A. STRUCTURAL STEEL DETAILS AND CONNECTIONS SHALL CONFORM TO THE STANDARDS OF THE AISC.
B. SPACING OF STRUCTURAL STEEL MEMBERS WHERE NOT INDICATED IS PROHIBITED.
C. SELECT CONNECTIONS NOT INDICATED ON DRAWINGS FROM APPROPRIATE TABLES OF THE AISC MANUAL.
D. DESIGN BEAM-TO-BEAM AND BEAM-TO-COLUMN SHEAR CONNECTIONS FOR 40% OF SHEAR CAPACITY OF WEB, OR REACTION INDICATED ON DRAWINGS, WHICHEVER IS GREATER.
E. WELDING OF STRUCTURAL STEEL SHALL CONFORM TO AISC D1.1. USE E70XX ELECTRODES FOR FIELD AND SHOP WELDS. USE ONLY LOW-HYDROGEN ELECTRODES ON ASTM A432, A514, A572 AND A588 STEEL.
F. PROVIDE CONTINUOUS FILLET WELDS MEETING THE MINIMUM REQUIREMENTS OF AISC WITH A MINIMUM SIZE OF 3/16" UNLESS NOTED OTHERWISE.
G. CONNECTION BOLTS FOR STRUCTURAL STEEL MEMBERS SHALL CONFORM TO ASTM A325 OR A307, UNLESS NOTED OTHERWISE.
H. SUBMIT DESIGN CALCULATIONS FOR STRUCTURAL STEEL CONNECTIONS UNLESS DESIGN IS SPECIFICALLY INDICATED ON THE DRAWINGS. DESIGN CALCULATIONS SHALL BE BASED UPON LOADING CRITERIA INDICATED ON THE DRAWINGS AND SHALL BE PERFORMED AND SEALED BY A STRUCTURAL ENGINEER LICENSED IN THE STATE OF ILLINOIS.
4. PAINT STRUCTURAL STEEL, NOT RECEIVING FIREPROOFING ACCORDING TO SPECIFICATIONS, UNLESS NOTED OTHERWISE. SEE ARCHITECTURAL DRAWINGS FOR FIREPROOFING REQUIREMENTS.
5. TOUCH UP FIELD WELDS AND CONNECTIONS OF PAINTED STRUCTURAL STEEL WITH SAME PAINT AS USED IN SHOP.
6. UNLESS NOTED OTHERWISE, GALVANIZE STRUCTURAL STEEL MEMBERS AND EMBEDS EXPOSED TO ELEMENTS AND WHERE INDICATED ON DRAWINGS. GALVANIZING SHALL CONFORM TO ASTM A123. SEAL WELD CONNECTIONS PRIOR TO GALVANIZING. TOUCH UP FIELD WELDS ON GALVANIZED ITEMS WITH PAINT CONFORMING TO TP-641.
7. ERECT STEEL BEAMS WITH CAMBER AS INDICATED ON DRAWINGS. BEAMS WITH SPECIFIED CAMBER OF 1/2" OR GREATER SHALL BE PHYSICALLY CAMBERED. IF CAMBER IS NOT INDICATED ON THE DRAWINGS, BEAMS ARE TO BE FABRICATED AND ERECTED WITH ZERO CAMBER.
8. AUTOMATICALLY END WELD HEADED STUDS AND DEFORMED BARS WHERE INDICATED ON DRAWINGS.

SPECIAL INSPECTION AND STRUCTURAL OBSERVATIONS
1. PROVIDE SPECIAL INSPECTION BY AN APPROVED TESTING AGENCY ACCORDING TO THE PROJECT SPECIFICATIONS AND THE GENERAL BUILDING CODE. PROVIDE SPECIAL INSPECTION FOR MATERIALS, INSTALLATION, FABRICATION, ERECTION OR PLACEMENT OF COMPONENTS AND CONNECTIONS FOR COMPLIANCE WITH THE PROJECT DOCUMENTS AND REFERENCED STANDARDS.
2. THE OWNER OR OWNER'S REPRESENTATIVE SHALL HIRE THE APPROVED TESTING AGENCY TO PERFORM THE SPECIAL INSPECTION. TESTING AGENCY SHALL BE INDEPENDENT FROM THE CONSTRUCTION MANAGER.
3. THE SPECIAL INSPECTOR SHALL BE A QUALIFIED PERSON, EMPLOYED BY THE INDEPENDENT TESTING AGENCY AND SHALL DEMONSTRATE COMPLIANCE FOR INSPECTION OF THE PARTICULAR TYPE OF CONSTRUCTION TO THE SATISFACTION OF THE BUILDING OFFICIAL AND REGISTERED DESIGN PROFESSIONAL.
4. THE SPECIAL INSPECTOR SHALL PROVIDE WRITTEN DOCUMENTATION TO THE BUILDING OFFICIAL INDICATING THEIR COMPETENCE, RELEVANT EXPERIENCE AND TRAINING.
5. THE CONSTRUCTION MANAGER IS RESPONSIBLE FOR COORDINATING TESTING AND INSPECTION AS WELL AS NOTIFYING THE REGISTERED DESIGN PROFESSIONAL AND SPECIAL INSPECTORS OF WORK READY FOR INSPECTION. THE GENERAL CONTRACTOR SHALL PROVIDE ACCESS TO AND MEANS FOR PROPER INSPECTION OF SUCH WORK.
6. SPECIAL INSPECTORS ARE RESPONSIBLE FOR VERIFYING THAT THE DESIGNATED WORK HAS BEEN PERFORMED IN COMPLIANCE WITH THE PROJECT DOCUMENTS AND WITH THE REQUIREMENTS AND STANDARDS OF THE GENERAL BUILDING CODE. THE INSPECTOR MAY NOT ALTER, MODIFY OR WAIVE ANY OF THE REQUIREMENTS OF THE PROJECT DOCUMENTS.
7. PERFORM SPECIAL INSPECTION OF FABRICATORS ACCORDING TO THE PROJECT DOCUMENTS AND GENERAL BUILDING CODE UNLESS THE FABRICATOR IS REGISTERED AND APPROVED TO PERFORM WORK WITHOUT SPECIAL INSPECTION.
8. THE APPROVED FABRICATOR SHALL SUBMIT A CERTIFICATE OF COMPLIANCE TO THE OWNER, THE BUILDING OFFICIAL, THE REGISTERED DESIGN PROFESSIONAL AND THE CONSTRUCTION MANAGER STATING THAT THE WORK WAS PERFORMED ACCORDING TO THE PROJECT DOCUMENTS.
9. SPECIAL INSPECTORS SHALL BRING NONCOMPLIANT ITEMS TO THE IMMEDIATE ATTENTION OF THE CONSTRUCTION MANAGER AND THE REGISTERED DESIGN PROFESSIONAL.
10. SPECIAL INSPECTORS SHALL SUBMIT A WEEKLY FIELD REPORT ADDRESSING OUTSTANDING DISCREPANCIES TO THE OWNER, THE BUILDING OFFICIAL, THE CONSTRUCTION MANAGER AND THE REGISTERED DESIGN PROFESSIONAL UNTIL CORRECTIONS HAVE BEEN COMPLETED.
11. EACH SPECIAL INSPECTOR IS RESPONSIBLE TO PREPARE, SIGN, AND SUBMIT TO THE OWNER, THE BUILDING OFFICIAL, THE CONSTRUCTION MANAGER AND REGISTERED DESIGN PROFESSIONAL A REPORT STATING THAT THE CONSTRUCTION WORKING SPECIAL INSPECTION WAS, TO THE BEST OF THE INSPECTOR'S KNOWLEDGE, IN CONFORMANCE WITH THE PROJECT DOCUMENTS AND THE PROVISIONS OF THE GENERAL BUILDING CODE.
12. WHERE SPECIAL INSPECTION REQUIREMENTS DUPLICATE THE REQUIREMENTS OF OTHER SPECIFIED TESTING, THE MORE STRINGENT OF THE TWO IS REQUIRED.
13. PROVIDE SPECIAL INSPECTION AND TESTING FOR THE FOLLOWING:
A. TYPES OF WORK:
a. FOOTING BEARING: 1704.7 SEE PROJECT SPECIFICATIONS
b. CONCRETE CONSTRUCTION: 1704.4 SEE PROJECT SPECIFICATIONS
c. STRUCTURAL STEEL: 1704.3 SEE PROJECT SPECIFICATIONS
d. SPECIAL FABRICATORS: 1704.2 SEE PROJECT SPECIFICATIONS
e. MASONRY CONSTRUCTION: 1704.5 / 1708.1 SEE PROJECT SPECIFICATIONS
14. STRUCTURAL OBSERVATION FOR SEISMIC RESISTANCE OR WIND REQUIREMENTS, AS DEFINED BY CHAPTER 17 OF THE BUILDING CODE, IS NOT REQUIRED.
15. STRUCTURAL OBSERVATION IS A VISUAL OBSERVATION OF THE STRUCTURAL SYSTEM BY A REGISTERED DESIGN PROFESSIONAL. THE REGISTERED DESIGN PROFESSIONAL AND THE CONSTRUCTION MANAGER SHALL BE IN ACCORDANCE WITH THE CONSTRUCTION DOCUMENTS AND IS NOT INTENDED TO BE A COMPREHENSIVE REVIEW OF THE QUALITY AND QUANTITY OF WORK.

SCHEDULE OF INSPECTION AND TESTING AGENCIES
THIS STATEMENT OF SPECIAL INSPECTIONS/QUALITY ASSURANCE INCLUDES THE FOLLOWING BUILDING SYSTEMS
[X] SOILS AND FOUNDATIONS
[X] CAST-IN-PLACE CONCRETE
[X] PRECAST CONCRETE
[X] MASONRY
[X] STRUCTURAL STEEL
[X] COLD-FORMED STEEL FRAMING
[X] SPRAY-APPLIED FIRE RESISTANT MATERIALS
[X] SPECIAL CASES
SPECIAL INSPECTION AGENCIES
SPECIAL INSPECTION COORDINATOR: TBD TBD
INSPECTOR: TBD TBD
INSPECTOR: TBD TBD
TESTING AGENCY: TBD TBD
TESTING AGENCY: TBD TBD
OTHER: TBD TBD

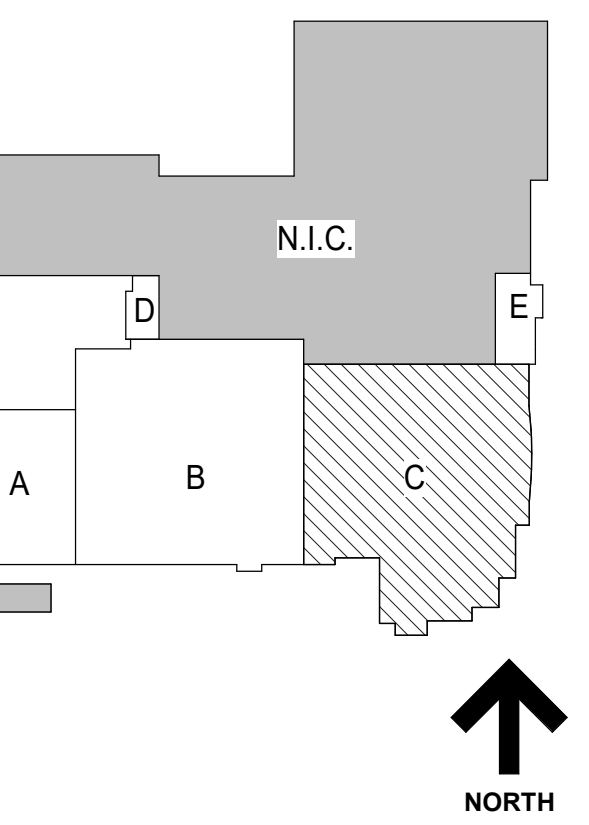
QUALITY ASSURANCE PLAN
SEISMIC DESIGN CATEGORY: B
QUALITY ASSURANCE PLAN REQUIRED (Y/N): NO
DESCRIPTION OF SEISMIC FORCE RESISTING SYSTEM AND DESIGNATED SEISMIC SYSTEMS:
STEEL SYSTEMS NOT SPECIFICALLY DESIGNED FOR SEISMIC RESISTANCE
QUALITY ASSURANCE FOR WIND REQUIREMENTS
BASIC WIND SPEED (3 SECOND GUST): 120 MPH
RISK CATEGORY: II
QUALITY ASSURANCE PLAN REQUIRED (Y/N): NO
DESCRIPTION OF WIND FORCE RESISTING SYSTEM AND DESIGNATED WIND RESISTING COMPONENTS:
STEEL SYSTEMS NOT SPECIFICALLY DESIGNED FOR WIND RESISTANCE

STATEMENT OF RESPONSIBILITY
EACH CONTRACTOR RESPONSIBLE FOR THE CONSTRUCTION OR FABRICATION OF A SYSTEM OR COMPONENT DESIGNATED ABOVE MUST SUBMIT A STATEMENT OF RESPONSIBILITY.
QUALIFICATIONS OF INSPECTORS AND TESTING TECHNICIANS
QUALITY ASSURANCE FOR SEISMIC RESISTANCE
THE QUALIFICATIONS OF ALL PERSONNEL PERFORMING SPECIAL INSPECTION AND TESTING ACTIVITIES ARE SUBJECT TO THE APPROVAL OF THE BUILDING OFFICIAL. THE CREDENTIALS OF ALL INSPECTORS AND TESTING TECHNICIANS SHALL BE PROVIDED IF REQUESTED.
KEY TO MINIMUM QUALIFICATIONS OF INSPECTION AGENTS:
WHEN THE REGISTERED DESIGN PROFESSIONAL IS RESPONSIBLE CHARGE DEEMS IT APPROPRIATE THAT THE INDIVIDUAL PERFORMING A STIPULATED TEST OR INSPECTION HAVE A SPECIFIC CERTIFICATION OR LICENSE AS INDICATED BELOW, SUCH DESIGNATION SHALL APPEAR BEFORE THE AGENCY NUMBER ON THE SCHEDULE.
PEISE: STRUCTURAL ENGINEER - A LICENSED SE OR PE SPECIALIZING IN THE DESIGN OF BUILDING STRUCTURES
PEIT: GEOTECHNICAL ENGINEER - A LICENSED PE SPECIALIZING IN SOIL MECHANICS AND FOUNDATIONS
EIT: ENGINEER-IN-TRAINING - A GRADUATE ENGINEER WHO HAS PASSED THE FUNDAMENTALS OF ENGINEERING EXAMINATION

AMERICAN CONCRETE INSTITUTE (ACI) CERTIFICATION
ACI-CFTT: CONCRETE FIELD TESTING TECHNICIAN - GRADE 1
ACI-CO: CONCRETE CONSTRUCTION INSPECTOR
ACI-LT: LABORATORY TESTING TECHNICIAN - GRADE 1A2
ACI-STT: STRENGTH TESTING TECHNICIAN
AMERICAN WELDING SOCIETY (AWS) CERTIFICATION
AWS-CWI: CERTIFIED WELDING INSPECTOR
AWS-SSTI: CERTIFIED STRUCTURAL STEEL INSPECTOR
AMERICAN SOCIETY OF NON-DESTRUCTIVE TESTING (ASNT) CERTIFICATION
ASNT: NON-DESTRUCTIVE TESTING TECHNICIAN - LEVEL II OR III

INTERNATIONAL CODE COUNCIL (ICC) CERTIFICATION
ICC-SMSI: STRUCTURAL MASONRY SPECIAL INSPECTOR
ICC-SBSI: STRUCTURAL STEEL AND WELDS SPECIAL INSPECTOR
ICC-SBSI: STRUCTURAL STEEL BOLT INSPECTOR
ICC-RSI: REINFORCED CONCRETE SPECIAL INSPECTOR
ICC-SBI: SOIL SPECIAL INSPECTOR
AMERICAN CONCRETE INSTITUTE (ACI) CERTIFICATION
ACI-CFTT: CONCRETE FIELD TESTING TECHNICIAN - GRADE 1
ACI-CO: CONCRETE CONSTRUCTION INSPECTOR
ACI-LT: LABORATORY TESTING TECHNICIAN - GRADE 1A2
ACI-STT: STRENGTH TESTING TECHNICIAN
AMERICAN WELDING SOCIETY (AWS) CERTIFICATION
AWS-CWI: CERTIFIED WELDING INSPECTOR
AWS-SSTI: CERTIFIED STRUCTURAL STEEL INSPECTOR
AMERICAN SOCIETY OF NON-DESTRUCTIVE TESTING (ASNT) CERTIFICATION
ASNT: NON-DESTRUCTIVE TESTING TECHNICIAN - LEVEL II OR III

CAST-IN-PLACE CONCRETE
ITEM: 1. MIX DESIGN
AGENCY # (QUAL): ACI-CCI or ICC-RCSI
SCOPE: REVIEW CONCRETE BATCH TICKETS AND VERIFY COMPLIANCE WITH APPROVED MIX DESIGN. VERIFY COMPLIANCE WITH THE STATE OF ILLINOIS REQUIREMENTS THAT EXCEED THAT ALLOWED BY THE MIX DESIGN.
FREQUENCY: PERIODIC
ITEM: 2. MATERIAL CERTIFICATION
AGENCY # (QUAL): ACI-CCI or ICC-RCSI
SCOPE: REVIEW OF MATERIALS.
FREQUENCY: PERIODIC
ITEM: 3. MATERIAL CERTIFICATION
AGENCY # (QUAL): ACI-CCI or ICC-RCSI
SCOPE: INSPECT SIZE, SPACING, COVER, POSITIONING AND GRADE OF REINFORCING STEEL. VERIFY THAT REINFORCING BARS ARE FREE OF OIL OR OTHER DELETERIOUS MATERIALS. INSPECT BAR LAPS AND MECHANICAL SPICES. FORM THAT ARE NOT ADEQUATELY TIED AND SUPPORTED ON CHAIRS OR BOLSTERS.
FREQUENCY: CONTINUOUS
ITEM: 4. WELDING OF REINFORCEMENT
AGENCY # (QUAL): ICC-SWSI or AWS-CWI
SCOPE: VISUALLY INSPECT ALL REINFORCING STEEL WELDS. VERIFY WELDABILITY OF REINFORCING STEEL. INSPECT PREHEATING OF STEEL WHEN REQUIRED.
FREQUENCY: PERIODIC
ITEM: 5. ANCHOR RODS
AGENCY # (QUAL): ACI-CCI or ICC-RCSI
SCOPE: INSPECT SIZE, POSITIONING AND EMBEDMENT OF ANCHOR RODS. INSPECT CONCRETE PLACEMENT AND CONSOLIDATION AROUND ANCHORS. VERIFY CORRECT SPECIFICATION/GRADE OF ANCHOR RODS PLACED.
FREQUENCY: PERIODIC
ITEM: 6. CONCRETE PLACEMENT
AGENCY # (QUAL): ACI-CCI or ICC-RCSI
SCOPE: INSPECT PLACEMENT OF CONCRETE. VERIFY THAT CONCRETE CONFORMANCE AND DEPOSITING AVOIDS SEGREGATION OR CONTAMINATION. VERIFY THAT CONCRETE IS PROPERLY CONSOLIDATED.
FREQUENCY: CONTINUOUS
ITEM: 7. SAMPLING AND TESTING OF FRESH CONCRETE
AGENCY # (QUAL): ICC-RCSI or ACI-CFTT
SCOPE: FABRICATE TEST SPEC



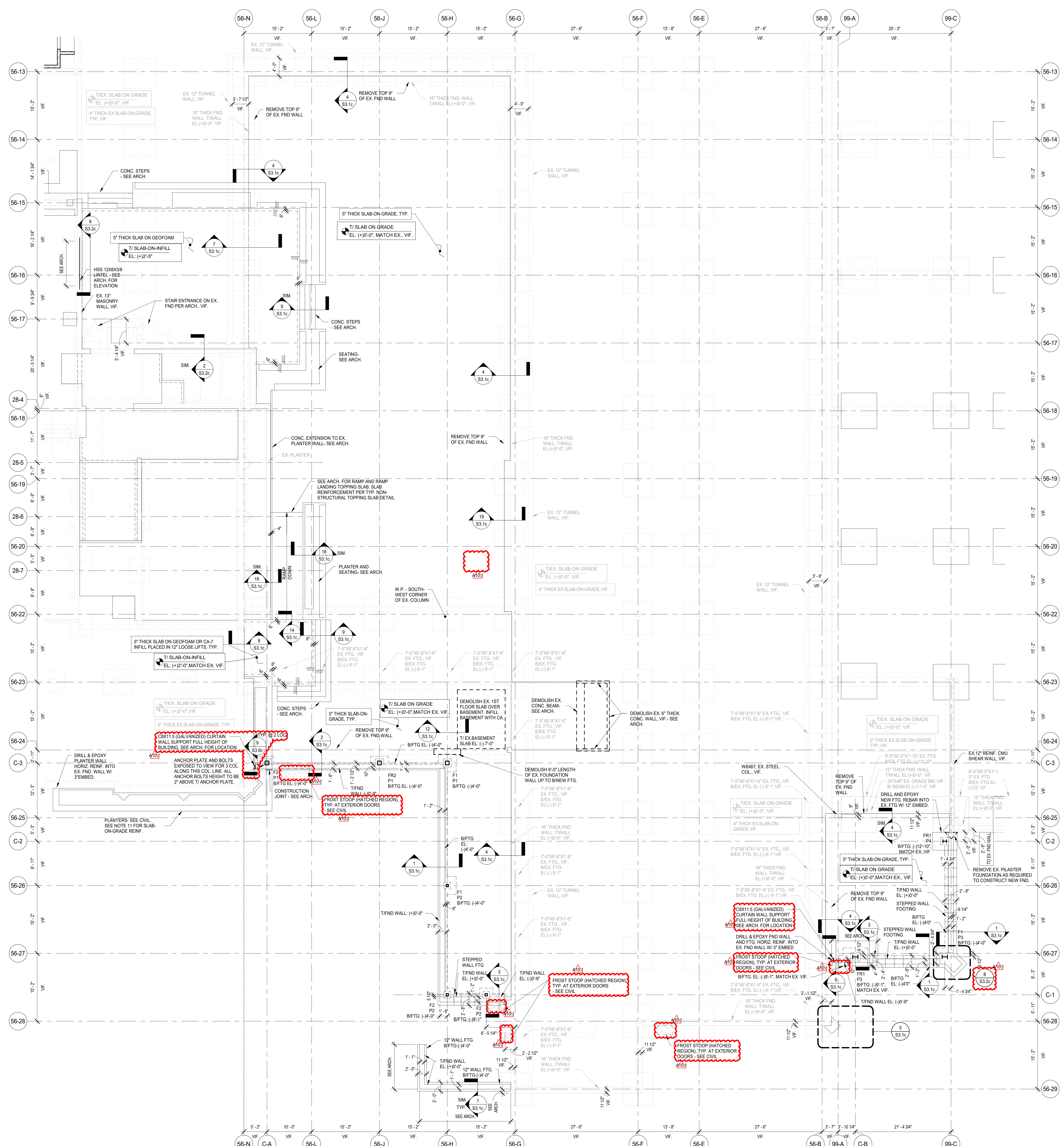
PIER SCHEDULE

MARK	SIZE	VERTICAL REINFORCEMENT	TIES
P1	22'X22'	12#6	#3
P2	18'X18'	8#6	#3
P3	20'X22'	10#7	#3
P4	22'X20'	8#7	#3

FOUNDATION PLAN NOTES

- SEE S0 SERIES DRAWINGS FOR GENERAL NOTES, ABBREVIATIONS, SYMBOLS AND LINTEL SCHEDULES, AND STATEMENT OF SPECIAL INSPECTIONS
- SEE S1 SERIES DRAWINGS FOR TYPICAL SECTIONS AND DETAILS
- SEE S3 SERIES DRAWINGS FOR NON-TYPICAL SECTIONS AND DETAILS
- SEE S4 SERIES DRAWINGS FOR SCHEDULES, ELEVATIONS AND DETAILS
- CENTERLINE OF SPREAD FOOTING IS ON GRIDLINE, TYPICAL UNLESS NOTED OTHERWISE
- SEE SHEET S1.1 FOR TYPICAL SPREAD FOOTING DETAIL AND SPREAD FOOTING SCHEDULE
- ESTABLISH BOTTOM OF FOOTINGS IN STRATUM AS INDICATED. ELEVATIONS GIVEN ARE FOR BIDDING/ESTIMATING PURPOSES ONLY. CASISTE INSPECTION OF FOUNDATION BEARING STRATA SHALL BE CONDUCTED DURING CONSTRUCTION BY A QUALIFIED GEOTECHNICAL ENGINEER
- CENTERLINE OF COLUMN IS ON GRIDLINE, TYPICAL UNLESS NOTED OTHERWISE
- SEE PLANS FOR COLUMN ORIENTATION AND COLUMN CENTERLINE TO GRIDLINE DIMENSIONS FOR OFFSET COLUMNS
- SEE PLANS FOR TOP OF ROUGH SLAB ELEVATION
- SLAB-ON-GRADE SHALL BE 5" THICK CONCRETE SLAB OVER PREPARED SUBGRADE. REINFORCE WITH 4LBS/CY UD. OF STRUX 9040 MACROSYNTHETIC FIBERS OR EQUIVALENT
- REINFORCE SLAB-OVER-GEOFOAM OR CA7 WITH 4 LBS/CY UD OF STRUX 9040 MACROSYNTHETIC FIBERS OR EQUIVALENT
- PROVIDE THICKENED SLAB AND DOWELS TO CMU WALLS (IN GROUTED CELLS) AT SLAB-ON-GRADE IN ACCORDANCE WITH TYPICAL SECTIONS AND DETAILS. SEE ARCHITECTURAL DRAWINGS FOR CMU WALL SIZE, LOCATION, REINFORCEMENT, TOP-OF-WALL CONNECTION AND CURBS IF ANY.
- SEE ARCHITECTURAL DRAWINGS FOR CURBS NOT INDICATED (SIZE AND LOCATION). SEE TYPICAL SECTIONS AND DETAILS FOR CURB REINFORCEMENT
- SEE TYPICAL DETAILS FOR ELECTRICAL GROUNDING DETAIL AND REQUIREMENTS FOR A CONCRETE ENCASED GROUNDING ELECTRODE. COORDINATE WITH ELECTRICAL CONTRACTOR
- TNEW CONCRETE PIER EL. 9" BELOW 1/8" SLAB-ON-GRADE, TYP. LIND.
- SEE PLAN & PIER SCHEDULE FOR PIER INFORMATION
- PROVIDE CONTROL JOINTS IN THE SLAB-ON-GRADE AT COL. CENTERLINES AND 12" CTS MAX AT REMAINDER. SEE TYP. DETAILS FOR SLAB CONTROL JOINT DETAIL AND COLUMN ISOLATION JOINT DETAIL
- PROVIDE EPS 12 GEOFOAM OR COMPACTED CA-7 PLACED IN 12" LOOSE LIFTS WHEREVER INDICATED ON THE PLAN

NOT FOR CONSTRUCTION



1 FIRST FLOOR FRAMING PLAN - AREA C - PHASE C
SCALE: 1/8" = 1'-0"

1/24/2019 7:56:57 AM C:\Users\jacobm\Documents\11-5274-42_DCN_Shec_2019_Central_Architectural\Wight & Co. Copyright 2018 All rights reserved. No part of these documents may be reproduced, stored, transmitted in any form or by any means, electronic, mechanical, photocopying, recording or otherwise, without the prior written consent of Wight & Co.

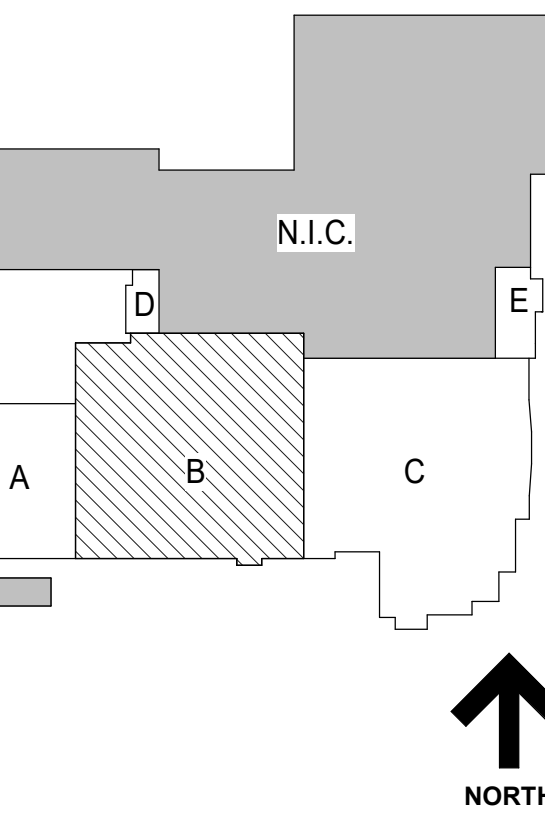
A10.1 BID GROUP 10 - ADDENDUM #1 12.30.2019
ISSUED FOR BID - BID GROUP 10 11.19.2019
ISSUED FOR 90% CD - PHASE C 11.01.2019
ISSUED FOR 75% CD - PHASE C 10.14.2019
ISSUED FOR 50% CD - PHASE C 10.02.2019
ISSUED FOR 25% CD - PHASE C 08.30.2019
REV DATE

MFP IMPLEMENTATION - NORTH

4436 MAIN STREET
DOWNERS GROVE, IL 60515

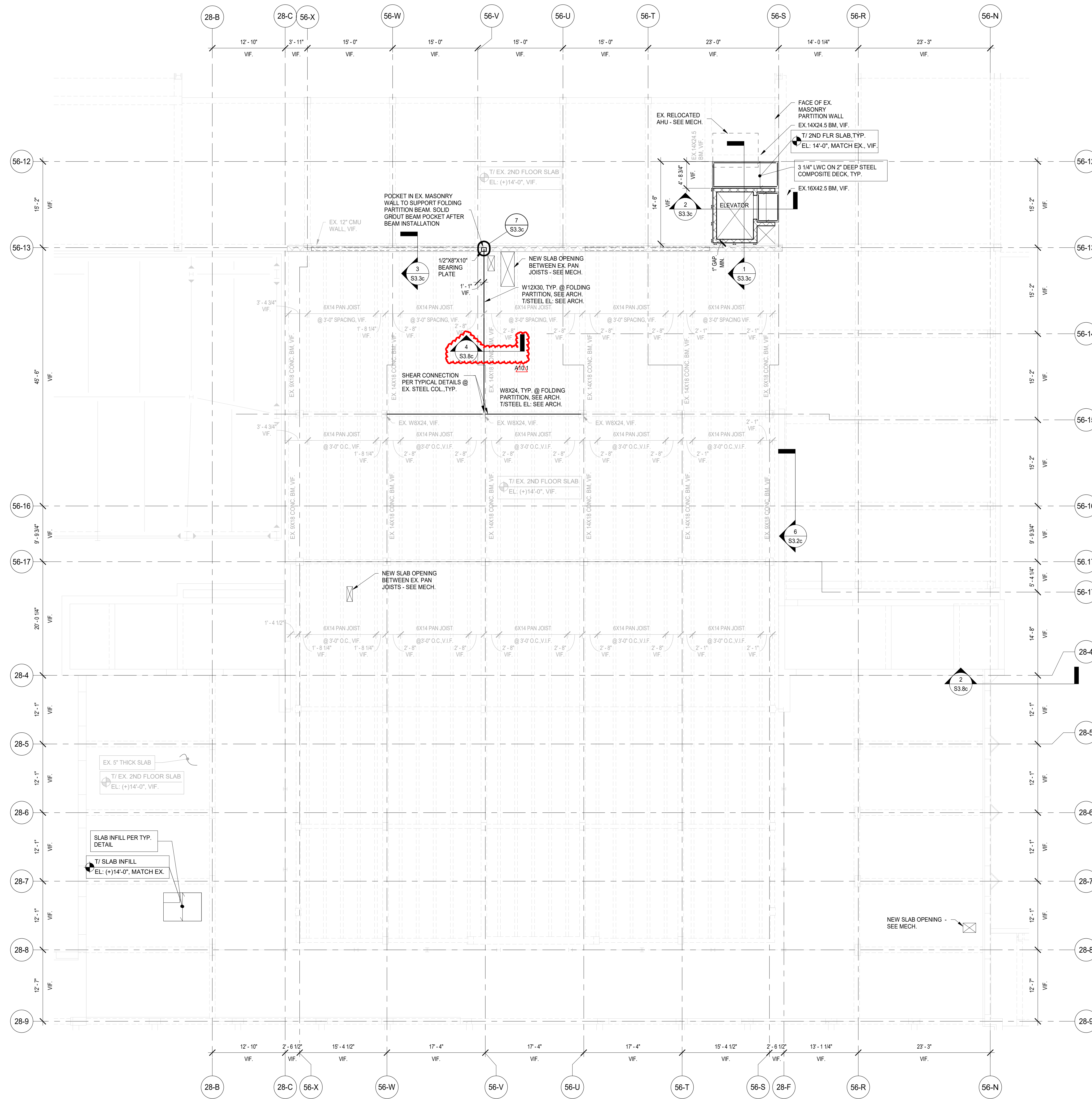
FIRST FLOOR FRAMING PLAN - AREA C - PHASE C

Project Number:
5274-42
Drawn By:
I.K.
Sheet:



ELEVATED FLOOR AND ROOF LEVEL PLAN NOTES

- SEE S0 SERIES DRAWINGS FOR GENERAL NOTES, ABBREVIATIONS, SYMBOLS AND UNTEL SCHEDULES, AND STATEMENT OF SPECIAL INSPECTIONS.
- SEE S1 SERIES DRAWINGS FOR TYPICAL SECTIONS AND DETAILS.
- SEE S3 SERIES DRAWINGS FOR NON-TYPICAL SECTIONS AND DETAILS.
- SEE S4 SERIES DRAWINGS FOR SCHEDULES, ELEVATIONS AND DETAILS.
- CENTERLINE OF COLUMN IS ON GRIDLINE. TYPICAL UNLESS NOTED OTHERWISE.
- SEE PLANS FOR COLUMN ORIENTATION AND COLUMN CENTERLINE TO GRIDLINE DIMENSIONS FOR OFFSET COLUMNS.
- SEE PLANS FOR TOP OF ROUGH SLAB ELEVATION.
- (H) AS INDICATED ON PLAN INDICATES HIGHER BEAM OF FRAMING MEMBERS IN SAME VERTICAL PLANE.
- (L) AS INDICATED ON PLAN INDICATES LOWER BEAM OF FRAMING MEMBERS IN SAME VERTICAL PLANE.
- SEE ARCHITECTURAL DRAWINGS FOR CURBS NOT INDICATED (SIZE AND LOCATION). SEE TYPICAL SECTIONS AND DETAILS FOR CURB REINFORCEMENT.
- FLOOR DECK SHALL BE 3 1/4" THICK LIGHTWEIGHT CONCRETE OVER 2" DEEP COMPOSITE STEEL FLOOR DECK. REINFORCE SLAB WITH 4 LBS/CU. YD. OF STRUX 9040 MACROSYNTHETIC FIBERS OR EQUIVALENT.
- SEE PLAN FOR TOP OF SLAB ELEVATION. TYPICAL UNLESS NOTED OTHERWISE.
- VERIFY ELEVATOR MACHINE BEAM SIZES AND LOCATIONS WITH ELEVATOR SUPPLIER.
- SEE PLAN FOR BOTTOM OF STEEL ROOF DECK ELEVATIONS. TYPICAL UNLESS NOTED OTHERWISE.
- REINFORCE SLAB-OVER-GEOFOAM OR CA7 WITH 4.0 LBS/CU. YD. OF STRUX 9040 MACROSYNTHETIC FIBERS OR EQUIVALENT.
- SUPPORT ALL MEPP EQUIPMENT AND PIPING GREATER THAN 2 INCHES IN DIAMETER DIRECTLY FROM THE DESIGNATED STEEL ROOF JOISTS (TOP CHORDS ONLY) AND STEEL WIDE FLANGED BEAM AND GIRDER FRAMING. DO NOT SUPPORT THE AFOREMENTIONED FROM THE STEEL ROOF DECK DIRECTLY. ITEMS SUCH AS LIGHTWEIGHT CEILINGS AND LIGHTING MAY BE SUPPORTED DIRECTLY FROM THE STEEL ROOF DECK.
- DO NOT SUPPORT ANY MEPP EQUIPMENT AND PIPING GREATER THAN 2 INCHES IN DIAMETER DIRECTLY FROM THE SLAB INFILL IN EX. CONC. SLAB. ITEMS SUCH AS LIGHTWEIGHT CEILINGS AND LIGHTING MAY BE SUPPORTED DIRECTLY FROM THE SLAB INFILL IN EX. CONC. SLAB.
- MEPP INSTALLING CONTRACTOR(S) SHALL SUBMIT EXISTING ELEVATED FLOOR PLANS INDICATING ALL MEPP FLOOR PENETRATION SIZES AND LOCATIONS FOR EOR REVIEW. EOR APPROVAL IS REQUIRED PRIOR TO THE START OF CORING ACTIVITIES. COORDINATE THE TIMING OF SUBMITTAL ACCORDINGLY. LOCATE AND AVOID DAMAGE TO REINFORCEMENT PRIOR TO CORING.
- SEE STEEL DECK NOTES ON S0-18 FOR STEEL DECK ATTACHMENT INFORMATION TO THE SUPPORT STEEL.
- ALL MEP EQUIPMENT STEEL SUPPORTS SHALL BE COORDINATED WITH THE INSTALLING CONTRACTOR(S). SEE PLANS AND TYPICAL DETAILS FOR STEEL SUPPORT REQUIREMENTS.
- PROVIDE SLAB INFILLS PER TYP. DETAILS. U.N.O. COORDINATE WITH MECH. AND ARCH. DRAWINGS FOR SIZE AND LOCATION.
- COORDINATE SIZE AND QUANTITY OF ROOF DECK PENETRATIONS WITH MEPP DRAWINGS. TYP. REINFORCE NEW PENETRATIONS IN EXISTING NEW ROOF DECKS PER TYPICAL STRUCTURAL DETAILS.



1 SECOND FLOOR FRAMING PLAN- AREA B - PHASE C
SCALE: 1/8" = 1'-0"

**NOT FOR
CONSTRUCTION**

A10.1 BID GROUP 10 - ADDENDUM #1	12.30.2019
ISSUED FOR BID - BID GROUP 10	11.19.2019
ISSUED FOR 90% CD - PHASE C	11.01.2019
ISSUED FOR 75% CD - PHASE C	10.14.2019
ISSUED FOR 50% CD - PHASE C	10.02.2019
ISSUED FOR 25% CD - PHASE C	08.30.2019
REV	DATE

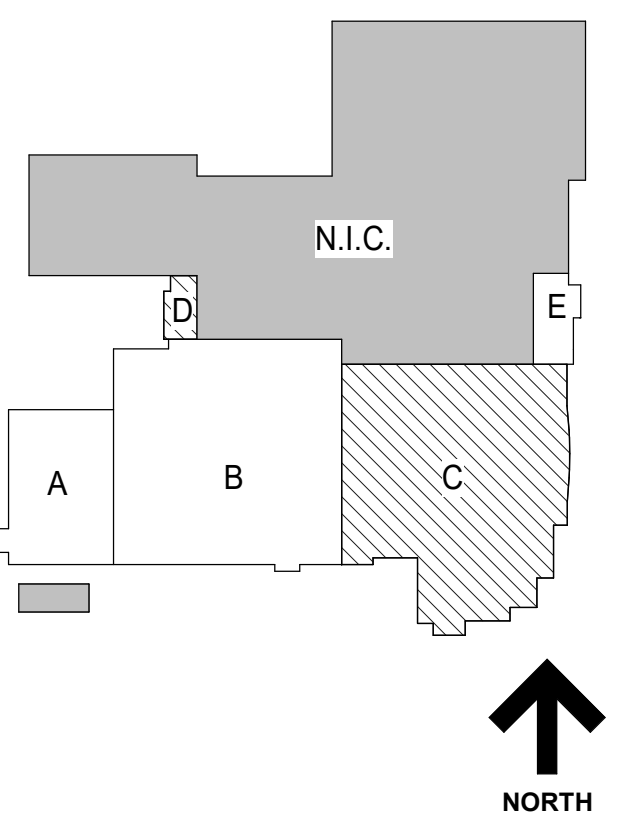
**MFP
IMPLEMENTATION -
NORTH**

4436 MAIN STREET
DOWNERS GROVE, IL 60515

**SECOND FLOOR
FRAMING PLAN - AREA B
- PHASE C**

Project Number:
5274-42
Drawn By:
I.K.
Sheet:


S2.2B.c



ELEVATED FLOOR AND ROOF LEVEL PLAN NOTES

- SEE S0 SERIES DRAWINGS FOR GENERAL NOTES, ABBREVIATIONS, SYMBOLS AND LINTEL SCHEDULES, AND STATEMENT OF SPECIAL INSPECTIONS.
- SEE S1 SERIES DRAWINGS FOR TYPICAL SECTIONS AND DETAILS.
- SEE S3 SERIES DRAWINGS FOR NON-TYPICAL SECTIONS AND DETAILS.
- SEE S4 SERIES DRAWINGS FOR SCHEDULES, ELEVATIONS AND DETAILS.
- CENTERLINE OF COLUMN IS ON GRIDLINE. TYPICAL UNLESS NOTED OTHERWISE.
- SEE PLANS FOR COLUMN ORIENTATION AND COLUMN CENTERLINE TO GRIDLINE DIMENSIONS FOR OFFSET COLUMNS.
- SEE PLANS FOR TOP OF ROUGH SLAB ELEVATION.
- (H) AS INDICATED ON PLAN INDICATES HIGHER BEAM OF FRAMING MEMBERS IN SAME VERTICAL PLANE.
- SEE ARCHITECTURAL DRAWINGS FOR CURBS NOT INDICATED (SIZE AND LOCATION). SEE TYPICAL SECTIONS AND DETAILS FOR CURB REINFORCEMENT.
- FLOOR DECK SHALL BE 3 1/4" THICK LIGHTWEIGHT CONCRETE OVER 2" DEEP COMPOSITE STEEL FLOOR DECK. REINFORCE SLAB WITH 4 LBS/CY YD. OF STRUX 9040 MICROSYNTHETIC FIBERS OR EQUIVALENT.
- SEE PLAN FOR TOP OF SLAB ELEVATION, TYPICAL UNLESS NOTED OTHERWISE.
- SEE PLAN FOR BOTTOM OF STEEL ROOF DECK ELEVATIONS, TYPICAL UNLESS NOTED OTHERWISE.
- PROVIDE L4X4X3/8 STEEL ANGLE OR BENT PLATE AT ROOF PERIMETER AND AT INTERIOR OPENINGS IN ACCORDANCE WITH TYPICAL DETAILS.
- SUPPORT ALL MEPPF EQUIPMENT AND PIPING GREATER THAN 2 INCHES IN DIAMETER DIRECTLY FROM THE DESIGNATED STEEL ROOF JOISTS (TOP CHORDS ONLY) AND STEEL WIDE FLANGED BEAM AND GIRDER FRAMING. DO NOT SUPPORT THE AFOREMENTIONED FROM THE STEEL ROOF DECK DIRECTLY. ITEMS SUCH AS LIGHTWEIGHT CEILINGS AND LIGHTING MAY BE SUPPORTED DIRECTLY FROM THE STEEL ROOF DECK.
- MEPPF INSTALLING CONTRACTOR(S) SHALL SUBMIT EXISTING ELEVATED FLOOR PLANS INDICATING ALL MEPPF FLOOR PENETRATIONS SIZES AND LOCATIONS FOR EOR REVIEW. EOR APPROVAL IS REQUIRED PRIOR TO THE START OF CORING ACTIVITIES. COORDINATE THE TIMING OF SUBMITTAL ACCORDINGLY. LOCATE AND AVOID DAMAGE TO REINFORCEMENT PRIOR TO CORING.
- SEE STEEL DECK NOTES ON S0.1B FOR STEEL DECK ATTACHMENT INFORMATION TO THE SUPPORT STEEL.
- MAXIMUM LIVE LOAD DEFLECTION FOR ROOF LEVEL @ BLDG ENVELOPE & INTERIOR PARTITIONS AS SHOWN ON ARCHITECTURE DRAWINGS = 3/4"
- THE NEW ADDITION STRUCTURE CONSISTS OF STEEL ROOF DECKS AND THE 2ND AND 3RD FLOOR COMPOSITE DECK SLABS SUPPORTED ON STEEL BEAM AND COLUMN FRAMING. THE STEEL CONTRACTOR SHALL PROVIDE TEMPORARY BRACING TO THE STEEL FRAME UNTIL ALL COMPONENTS OF THE STEEL FRAMING ARE FULLY INSTALLED. THE FLOOR SLABS AND ROOF DECKS ARE FULLY INSTALLED AND THE STEEL FRAME IS PROPERLY CONNECTED TO THE EXISTING BUILDING.
- ALL MEP EQUIPMENT STEEL SUPPORTS SHALL BE COORDINATED WITH THE INSTALLING CONTRACTOR(S). SEE PLANS AND TYPICAL DETAILS FOR STEEL SUPPORT REQUIREMENTS.
- COORDINATE SIZE AND QUANTITY OF ROOF DECK PENETRATIONS WITH MEPPF DRAWINGS. TYP. REINFORCE NEW PENETRATIONS IN EXISTING NEW ROOF DECKS PER TYPICAL STRUCTURAL DETAILS.
- MAXIMUM LIVE LOAD DEFLECTION FOR 2ND AND 3RD FLOOR LEVEL = 3/4"
- PROVIDE GLASS FIBER REINFORCED POLYMER REINFORCEMENT PER EXISTING CONCRETE COLUMN REINFORCEMENT SCHEDULE ON SHEET S4.1c.
- PROVIDE AESS CATEGORY 1 FOR ALL STEEL MEMBERS AND CONNECTIONS ON CANTILEVER BOX FRAMING PLANS.

OPEN POCKET IN ROOF AS REQUIRED FOR INSTALLATION OF HSS 8X8X1/4. INCREASE TUBE DEPTH AS REQUIRED FOR TUBE TO BE ABOVE EX. ROOFING. VP-TYP. PROTECT ROOFING ASSEMBLY DURING WELDING OPERATIONS. WELD HSS DOWN TO EX. BEAM PER 2053.7c.



1 SECOND FLOOR FRAMING PLAN - AREA C - PHASE C
SCALE: 1/8" = 1'-0"

**NOT FOR
CONSTRUCTION**

A10.1 BID GROUP 10 - ADDENDUM #1	12.30.2019
ISSUED FOR BID - BID GROUP 10	11.19.2019
ISSUED FOR 60% CD - PHASE C	11.01.2019
ISSUED FOR 75% CD - PHASE C	10.14.2019
ISSUED FOR 50% CD - PHASE C	10.02.2019
ISSUED FOR 25% CD - PHASE C	08.30.2019
REV	DATE

**MFP
IMPLEMENTATION -
NORTH**

4436 MAIN STREET
DOWNERS GROVE, IL 60515

**SECOND FLOOR
FRAMING PLAN - AREA C
- PHASE C**

Project Number:
5274-42
Drawn By:
I.K.
Sheet:

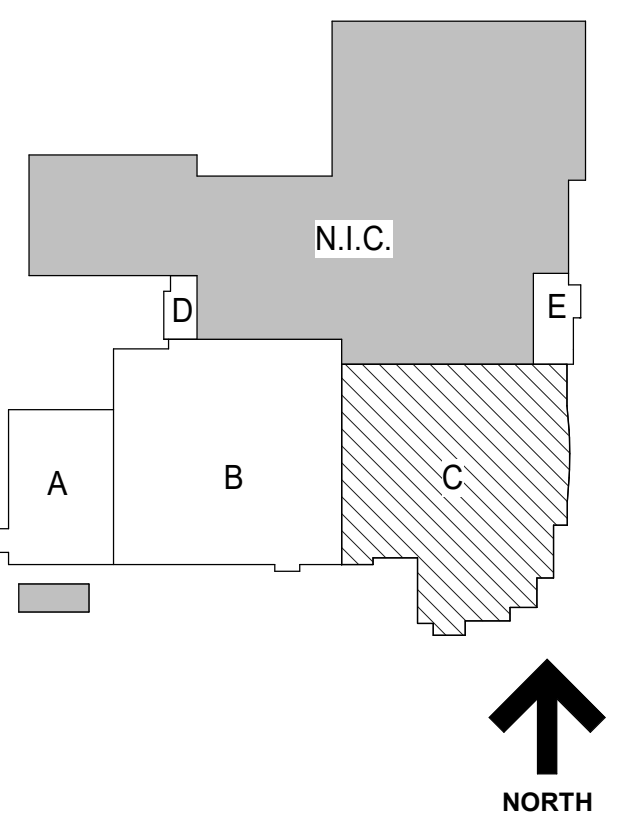
12/24/2019 7:48:48 AM
C:\Users\akumar\Documents\11-2714-42_D01_Shec_2019_Central_Abbrevs.rvt
Wight & Co. © Copyright 2019 All rights reserved. No part of these documents may be reproduced, stored, transmitted in any form or by any means, electronic, mechanical, photocopying, recording or otherwise, without the prior written consent of Wight & Co.



COMMUNITY HIGH SCHOOL DISTRICT 99

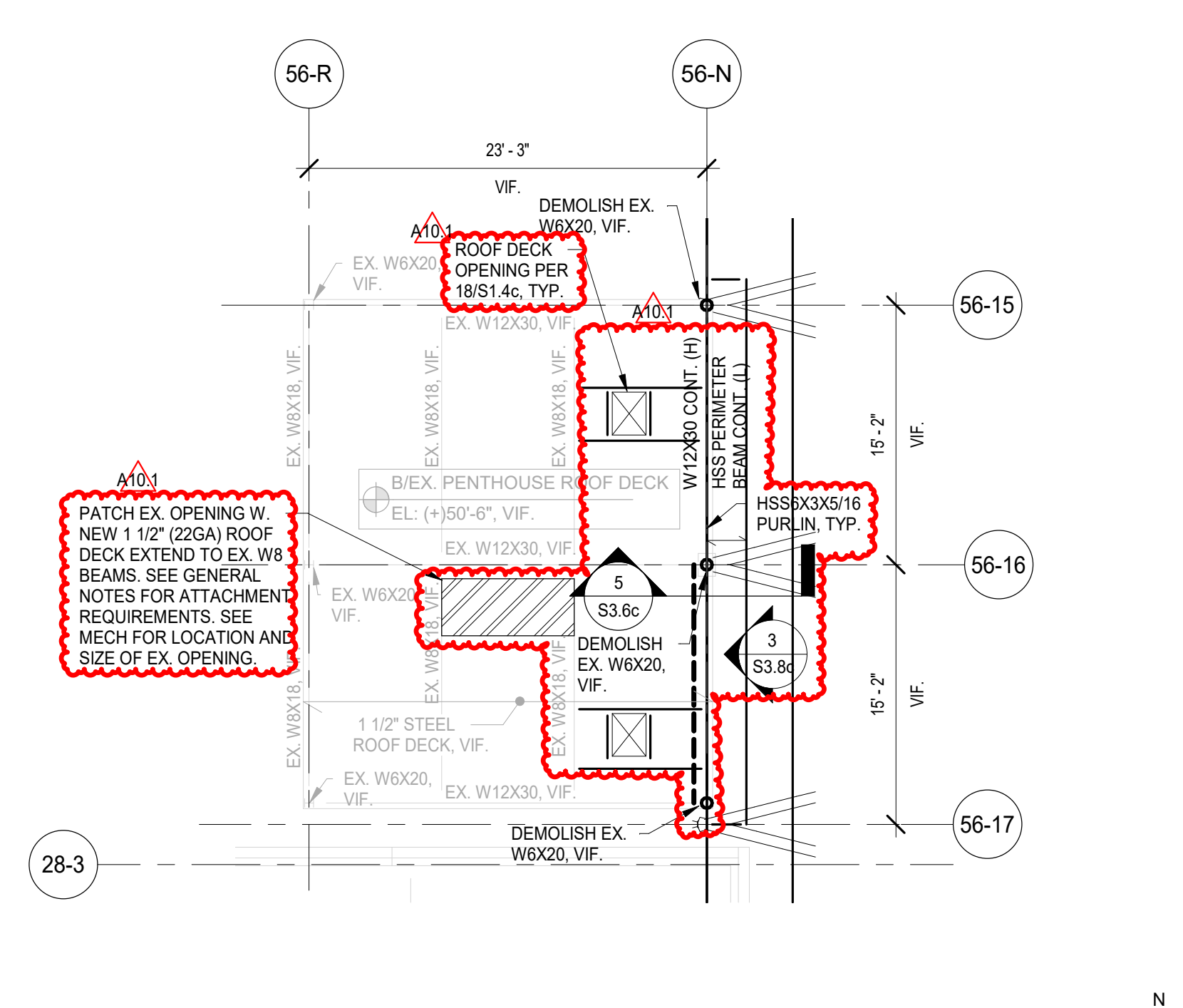
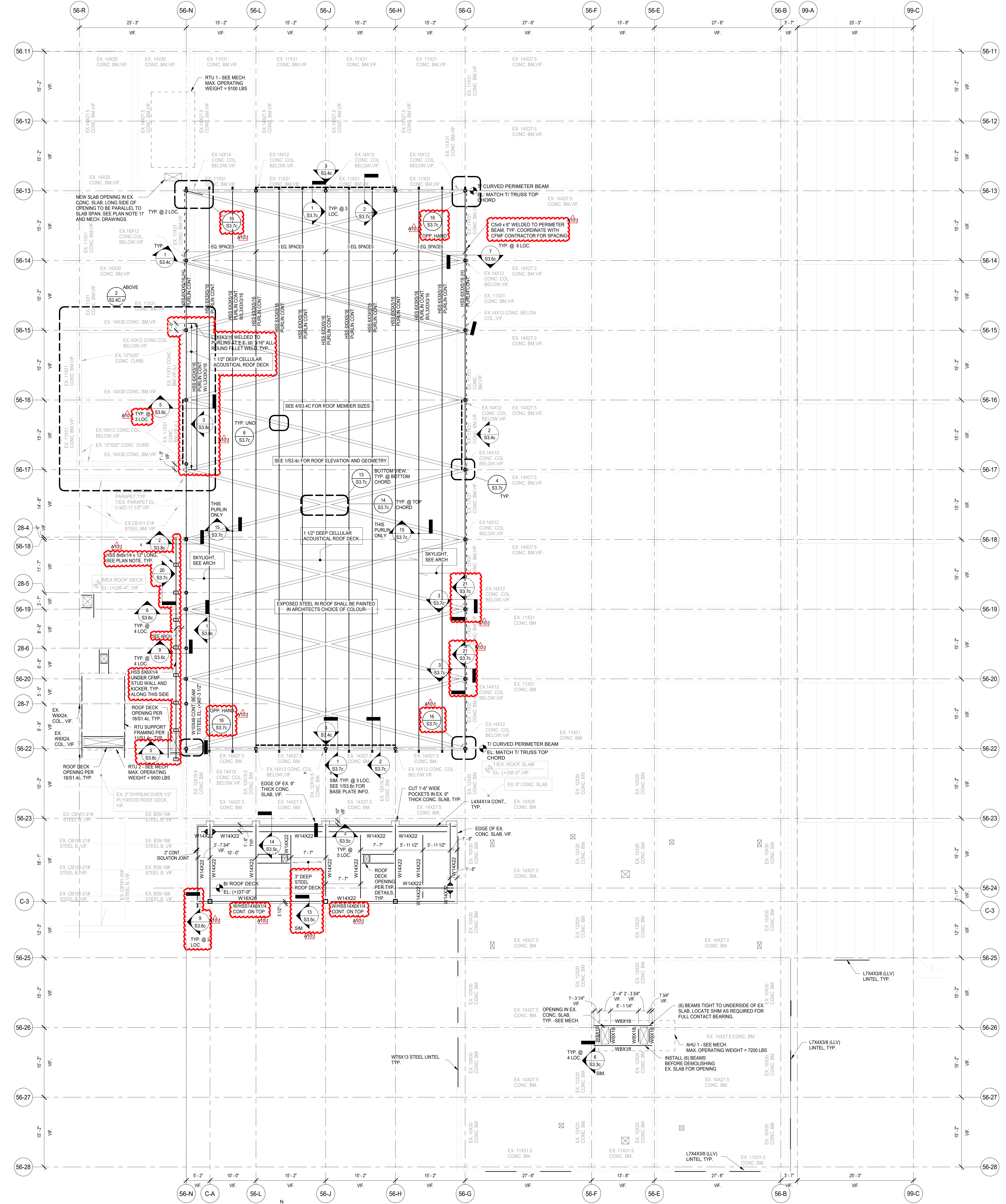
Wight

Wight & Company
wightco.com
2500 North Frontage Road
Danier, IL 60561
P 630.969.7000
F 630.969.7979



ELEVATED FLOOR AND ROOF LEVEL PLAN NOTES

- SEE S0 SERIES DRAWINGS FOR GENERAL NOTES, ABBREVIATIONS, SYMBOLS AND LITEL SCHEDULES, AND STATEMENT OF SPECIAL INSPECTIONS.
- SEE S1 SERIES DRAWINGS FOR TYPICAL SECTIONS AND DETAILS.
- SEE S3 SERIES DRAWINGS FOR NON-TYPICAL SECTIONS AND DETAILS.
- SEE S4 SERIES DRAWINGS FOR SCHEDULES, ELEVATIONS AND DETAILS.
- CENTERLINE OF COLUMN IS ON GRIDLINE. TYPICAL UNLESS NOTED OTHERWISE.
- SEE PLANS FOR COLUMN ORIENTATION AND COLUMN CENTERLINE TO GRIDLINE DIMENSIONS FOR OFFSET COLUMNS.
- SEE PLANS FOR TOP OF ROUGH SLAB ELEVATION.
- (H) AS INDICATED ON PLAN INDICATES HIGHER BEAM OF FRAMING MEMBERS IN SAME VERTICAL PLANE.
- (L) AS INDICATED ON PLAN INDICATES LOWER BEAM OF FRAMING MEMBERS IN SAME VERTICAL PLANE.
- SEE ARCHITECTURAL DRAWINGS FOR CURBS NOT INDICATED (SIZE AND LOCATION). SEE TYPICAL SECTIONS AND DETAILS FOR CURB REINFORCEMENT.
- FLOOR DECK SHALL BE 3" 1/4" THICK LIGHTWEIGHT CONCRETE OVER 2" DEEP COMPOSITE STEEL FLOOR DECK. REINFORCE SLAB WITH 4 LBS/CY. YD. OF STRUX 9040 MACROSYNTHETIC FIBERS OR EQUIVALENT.
- SEE PLAN FOR TOP OF SLAB ELEVATION, TYPICAL UNLESS NOTED OTHERWISE.
- SEE PLAN FOR BOTTOM OF STEEL ROOF DECK ELEVATIONS, TYPICAL UNLESS NOTED OTHERWISE.
- PROVIDE L4x4x3/8 STEEL ANGLE OR BENT PLATE AT ROOF PERIMETER AND AT INTERIOR OPENINGS IN ACCORDANCE WITH TYPICAL DETAILS.
- SUPPORT ALL MEPPF EQUIPMENT AND PIPING GREATER THAN 2 INCHES IN DIAMETER DIRECTLY FROM THE DESIGNATED STEEL ROOF JOISTS (TOP CHORDS ONLY) AND STEEL WIDE FLANGE BEAM AND ORDER FRAMING. DO NOT SUPPORT THE AFORESAIDED FROM THE STEEL ROOF DECK DIRECTLY. ITEMS SUCH AS LIGHTWEIGHT CEILING AND LIGHTING MAY BE SUPPORTED DIRECTLY FROM THE STEEL ROOF DECK.
- MEPPF INSTALLING CONTRACTOR(S) SHALL SUBMIT EXISTING ELEVATED FLOOR PLANS INDICATING ALL MEPPF FLOOR PENETRATION SIZES AND LOCATIONS FOR EOR REVIEW. EOR APPROVAL IS REQUIRED PRIOR TO THE START OF CORING ACTIVITIES. COORDINATE THE TIMING OF SUBMITTAL ACCORDINGLY. LOCATE AND AVOID DAMAGE TO REINFORCEMENT PRIOR TO CORING.
- SEE STEEL DECK NOTES ON S0.18 FOR STEEL DECK ATTACHMENT INFORMATION TO THE SUPPORT STEEL.
- MAXIMUM LIVE LOAD DEFLECTION FOR ROOF LEVEL @ BLDG ENVELOPE & INTERIOR PARTITIONS AS SHOWN ON ARCHITECTURE DRAWINGS = 3/4"
- THE NEW ADDITION STRUCTURE CONSISTS OF STEEL ROOF DECKS AND THE 2ND AND 3RD FLOOR COMPOSITE DECK SLABS SUPPORTED ON STEEL BEAM AND COLUMN FRAMING. THE STEEL CONTRACTOR SHALL PROVIDE TEMPORARY BRACING TO THE STEEL FRAME UNTIL ALL COMPONENTS OF THE STEEL FRAMING ARE FULLY INSTALLED, THE FLOOR SLABS AND ROOF DECKS ARE FULLY INSTALLED AND THE STEEL FRAME IS PROPERLY CONNECTED TO THE EXISTING BUILDING.
- ALL MEP EQUIPMENT STEEL SUPPORTS SHALL BE COORDINATED WITH THE INSTALLING CONTRACTOR(S). SEE PLANS AND TYPICAL DETAILS FOR STEEL SUPPORT REQUIREMENTS.
- COORDINATE SIZE AND QUANTITY OF ROOF DECK PENETRATIONS WITH MEPPF DRAWINGS. TYP. REINFORCE NEW PENETRATIONS IN EXISTING NEW ROOF DECKS PER TYPICAL STRUCTURAL DETAILS.
- MAXIMUM LIVE LOAD DEFLECTION FOR 2ND AND 3RD FLOOR LEVEL = 3/4"
- PROVIDE GLASS FIBER REINFORCED POLYMER REINFORCEMENT PER EXISTING CONCRETE COLUMN REINFORCEMENT SCHEDULE ON SHEET S4.1c.
- PROVIDE AISC CATEGORY 1 FOR ALL STEEL MEMBERS AND CONNECTIONS ON CANTILEVER BOX FRAMING PLANS.
- OPEN PIPING IN EX. ROOF AS REQUIRED FOR INSTALLATION OF HSS 8x8x1/4. INCREASE 1/8" DEPTH AS REQUIRED FOR 1/8" TUBE TO BE ABOVE EX. ROOFING. VP. TYP. PROTECT ROOFING ASSEMBLY DURING WELDING OPERATIONS. WELD HSS DOWN TO EX. BEAM PER 203.7c.



1 ROOF FRAMING PLAN - AREA C - PHASE C
SCALE: 1/8" = 1'-0"

2 PENTHOUSE ROOF FRAMING PLAN
SCALE: 1/8" = 1'-0"

NOT FOR CONSTRUCTION

A10.1 BID GROUP 10 - ADDENDUM #1 12.30.2019
ISSUED FOR BID - BID GROUP 10 11.19.2019
ISSUED FOR 50% CD - PHASE C 11.01.2019
ISSUED FOR 75% CD - PHASE C 10.14.2019
ISSUED FOR 50% CD - PHASE C 10.02.2019
ISSUED FOR 25% CD - PHASE C 08.30.2019
REV ISSUE DATE

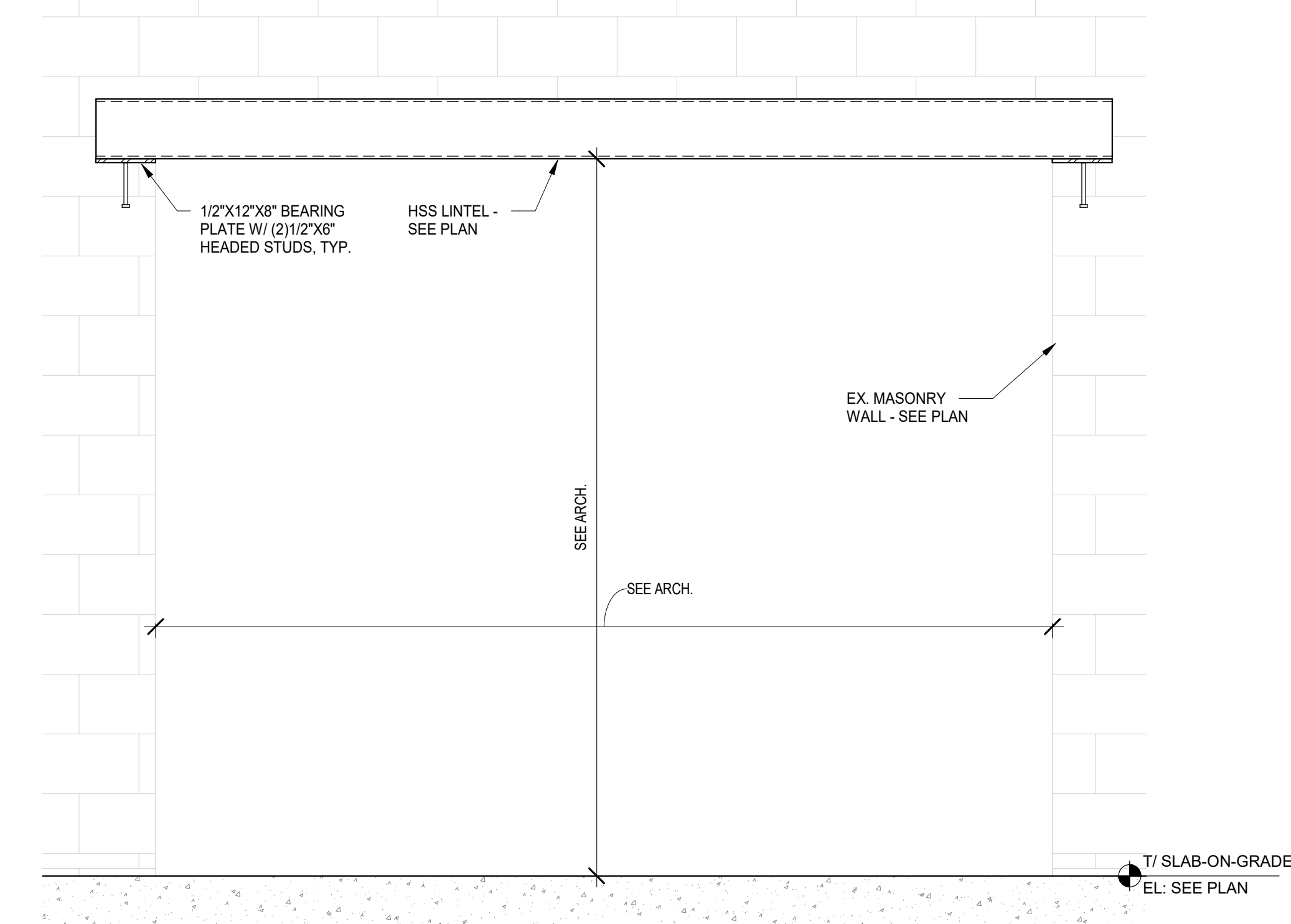
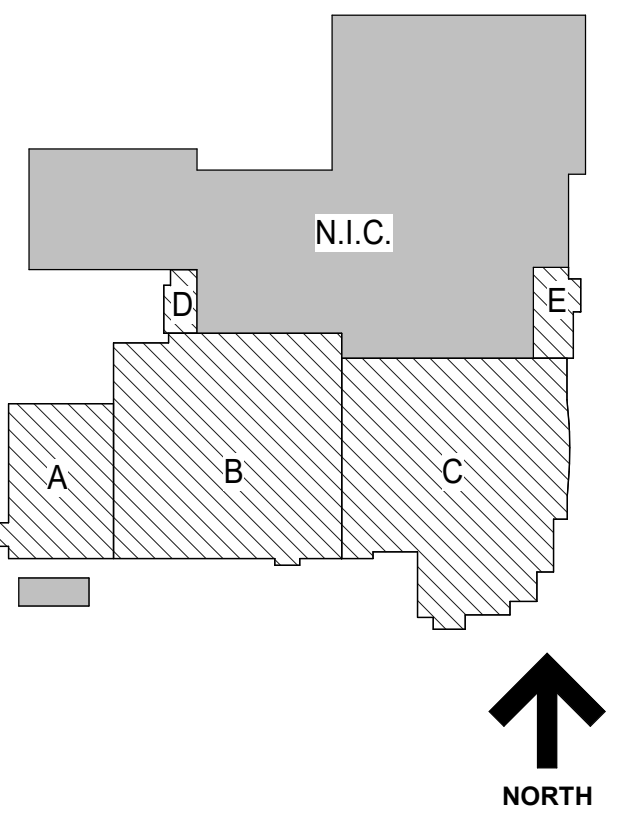
MFP IMPLEMENTATION - NORTH

4436 MAIN STREET
DOWNERS GROVE, IL 60515

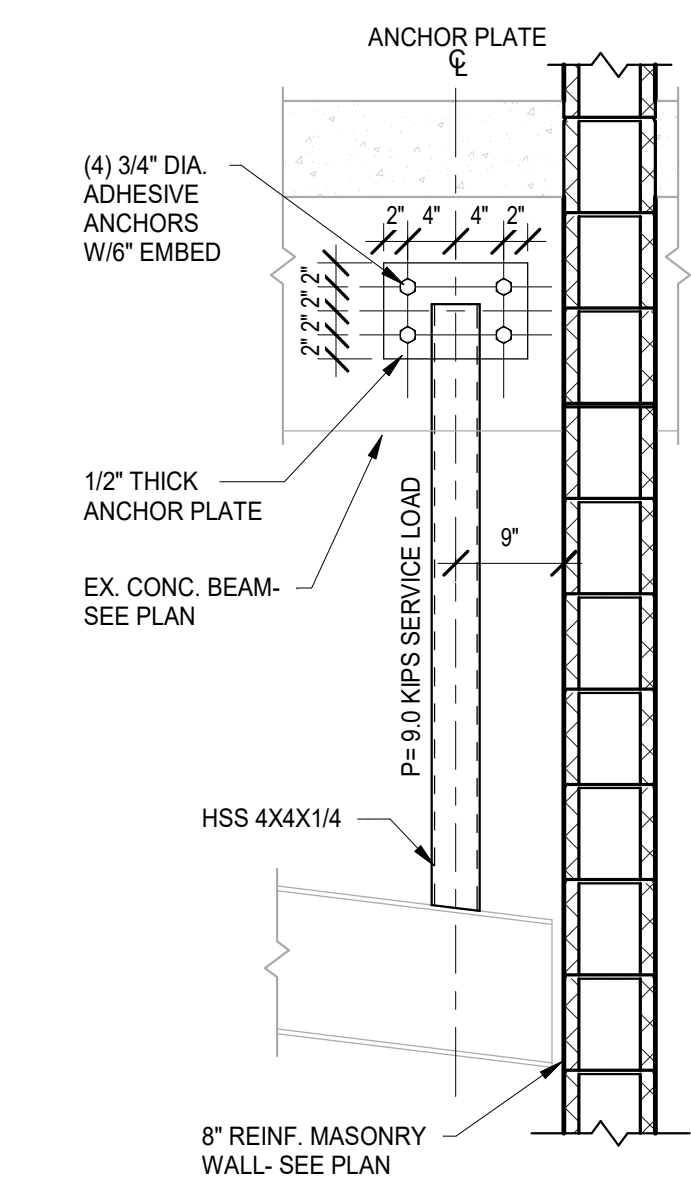
ROOF FRAMING PLAN - AREA C - PHASE C

Project Number: 5274-42
Drawn By: I.K.
Sheet: S2.4C.c

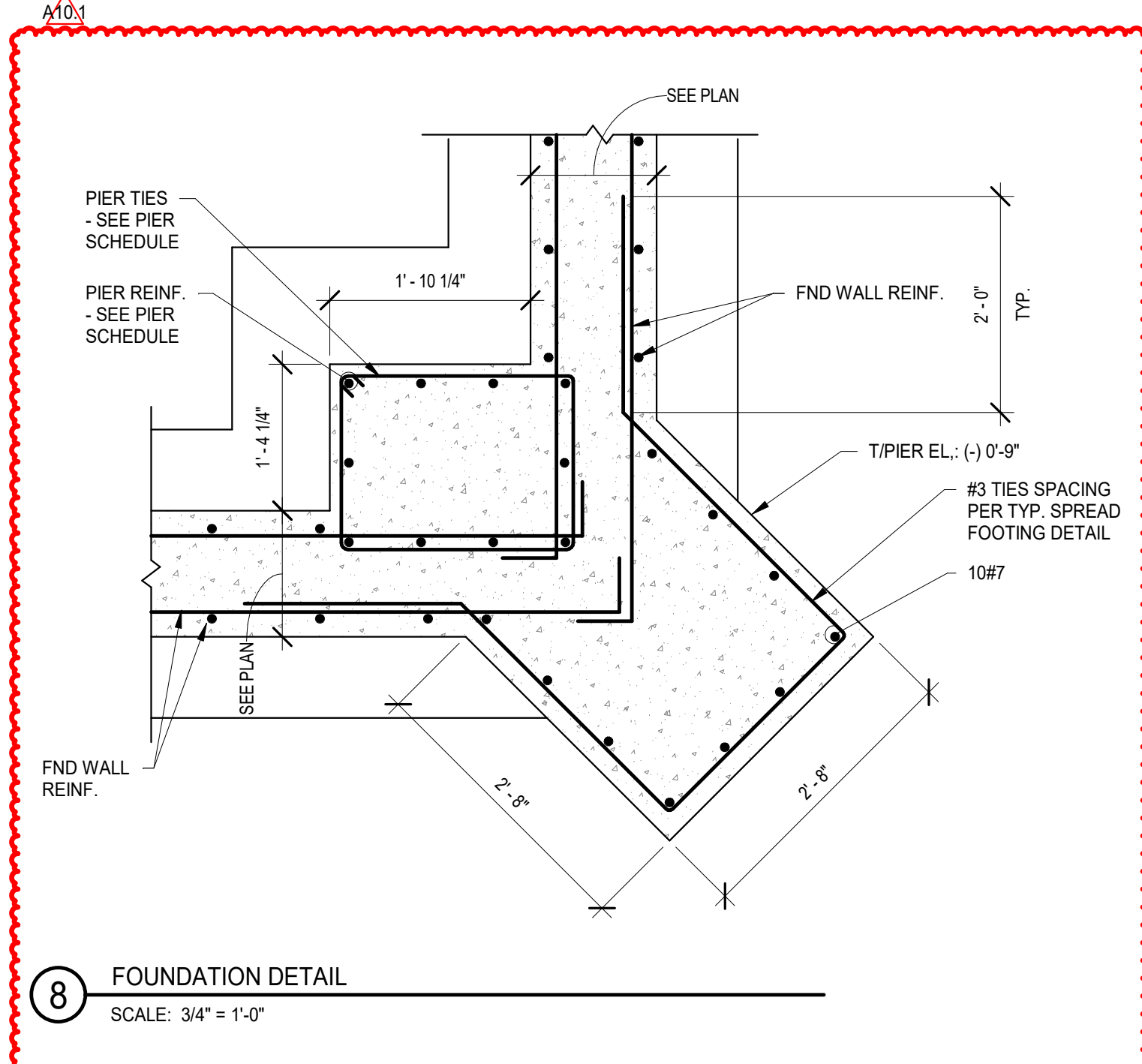
12/24/2019 7:49:49 AM
C:\Users\akumar\Documents\11-5274-42_CD - Phase C - Roof Framing\11-5274-42_CD - Phase C - Roof Framing.dwg
Wight & Company, Inc. All rights reserved. No part of these documents may be reproduced, stored, transmitted in any form or by any means, electronic, mechanical, photocopying, recording or otherwise, without the prior written consent of Wight & Company, Inc.



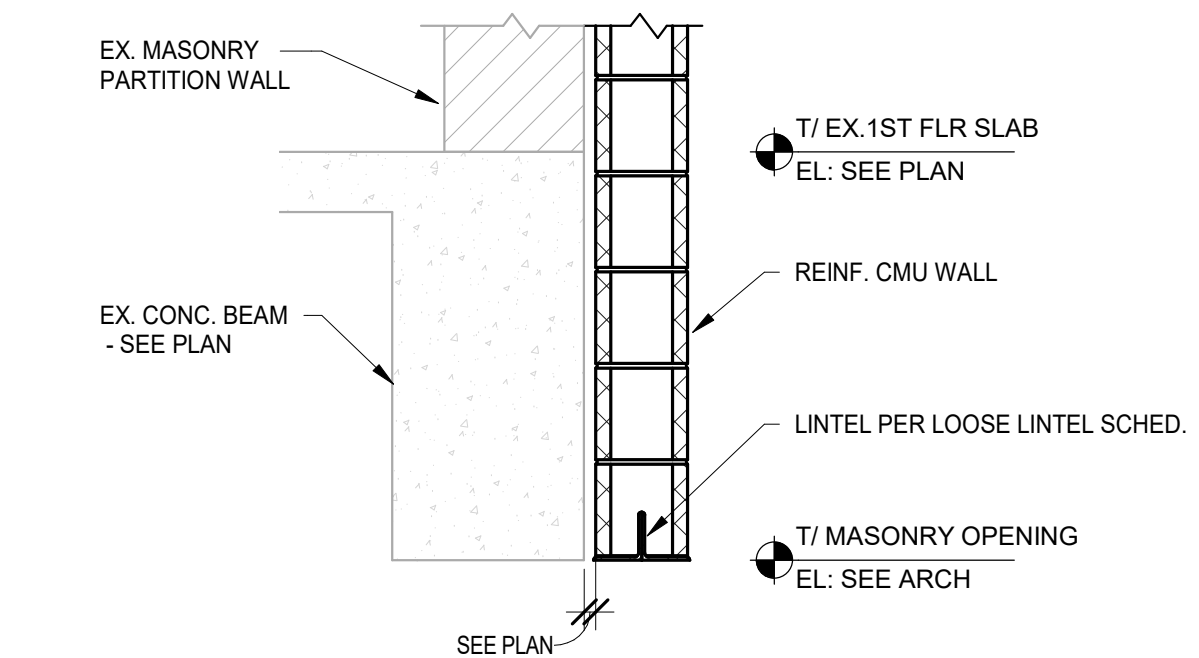
6 FRAMING DETAIL
SCALE: 3/4" = 1'-0"



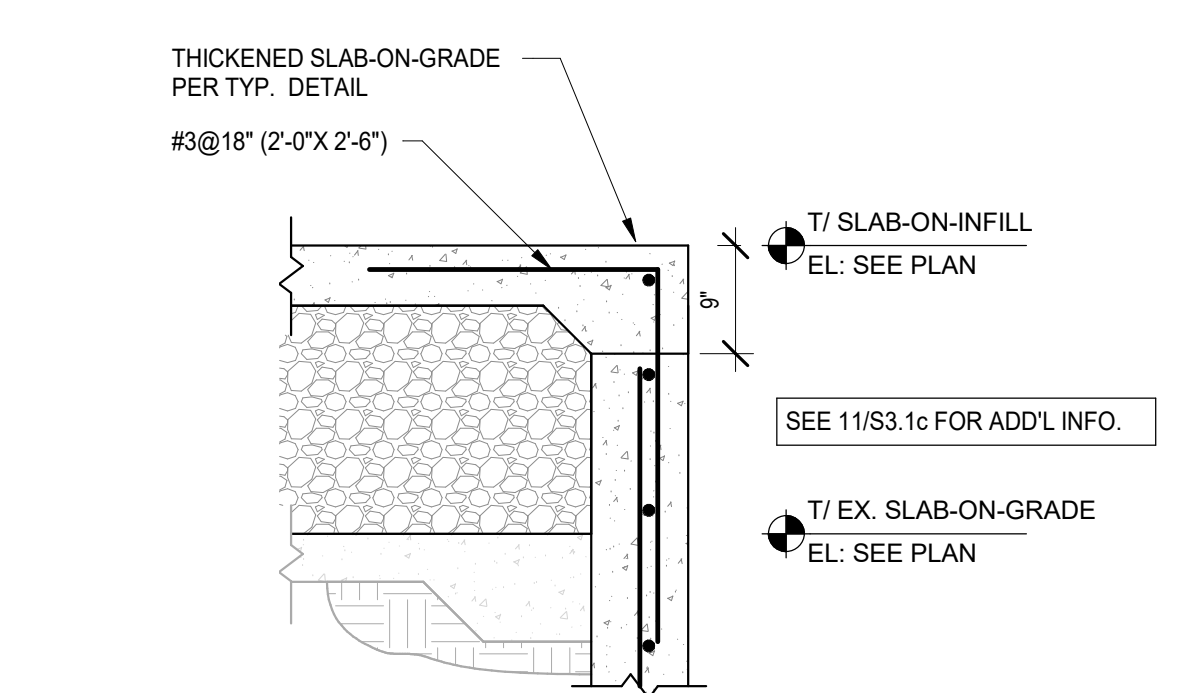
7 FRAMING DETAIL
SCALE: 3/4" = 1'-0"



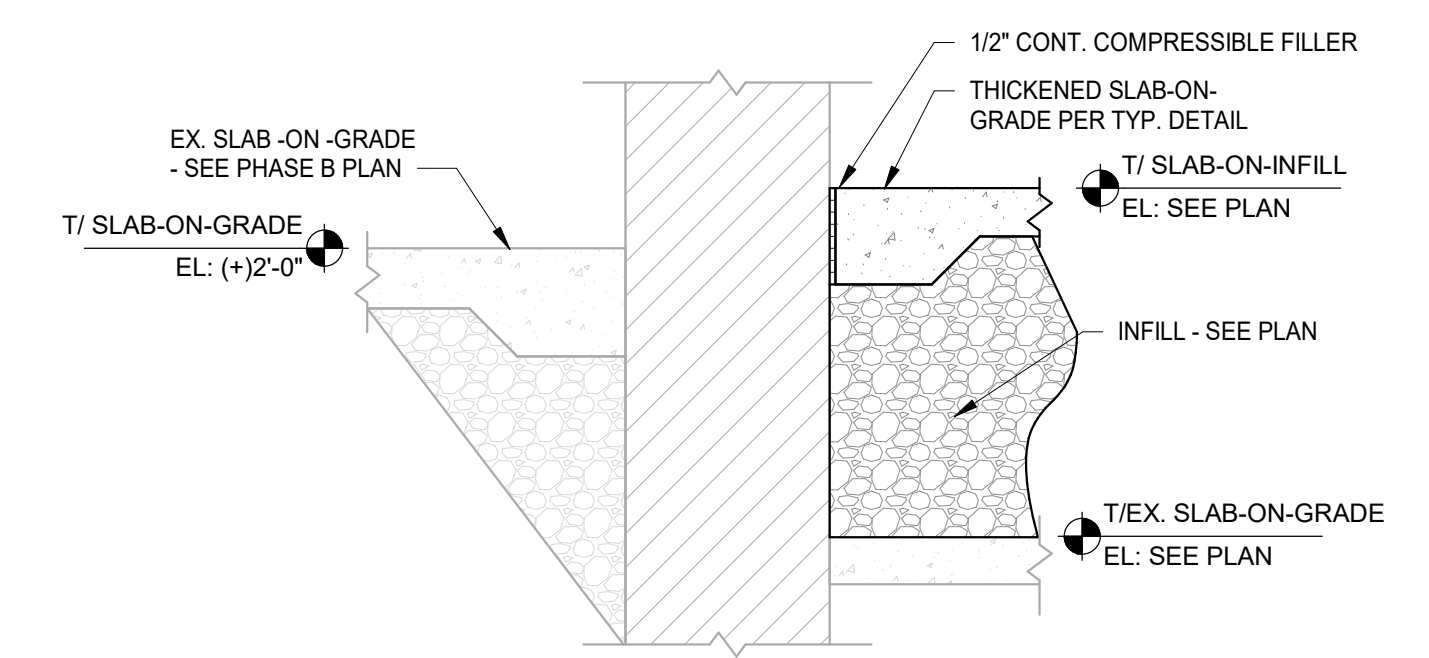
8 FOUNDATION DETAIL
SCALE: 3/4" = 1'-0"



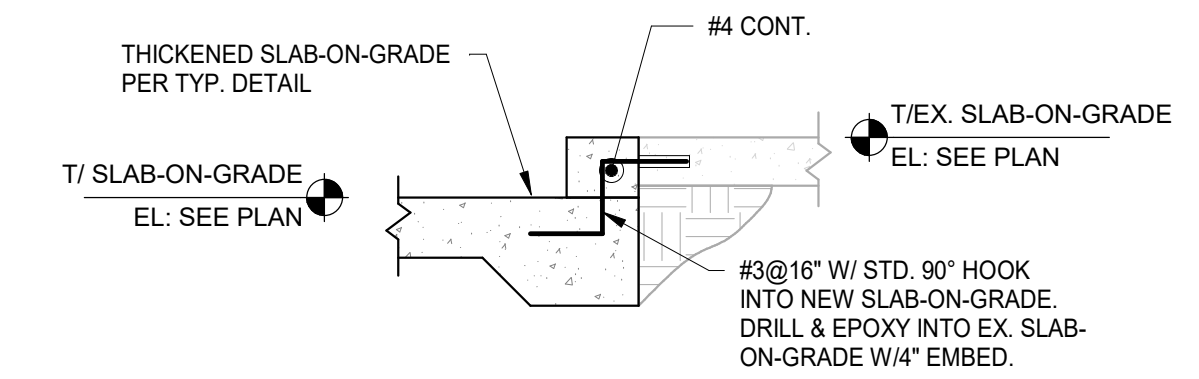
1 FOUNDATION DETAIL
SCALE: 3/4" = 1'-0"



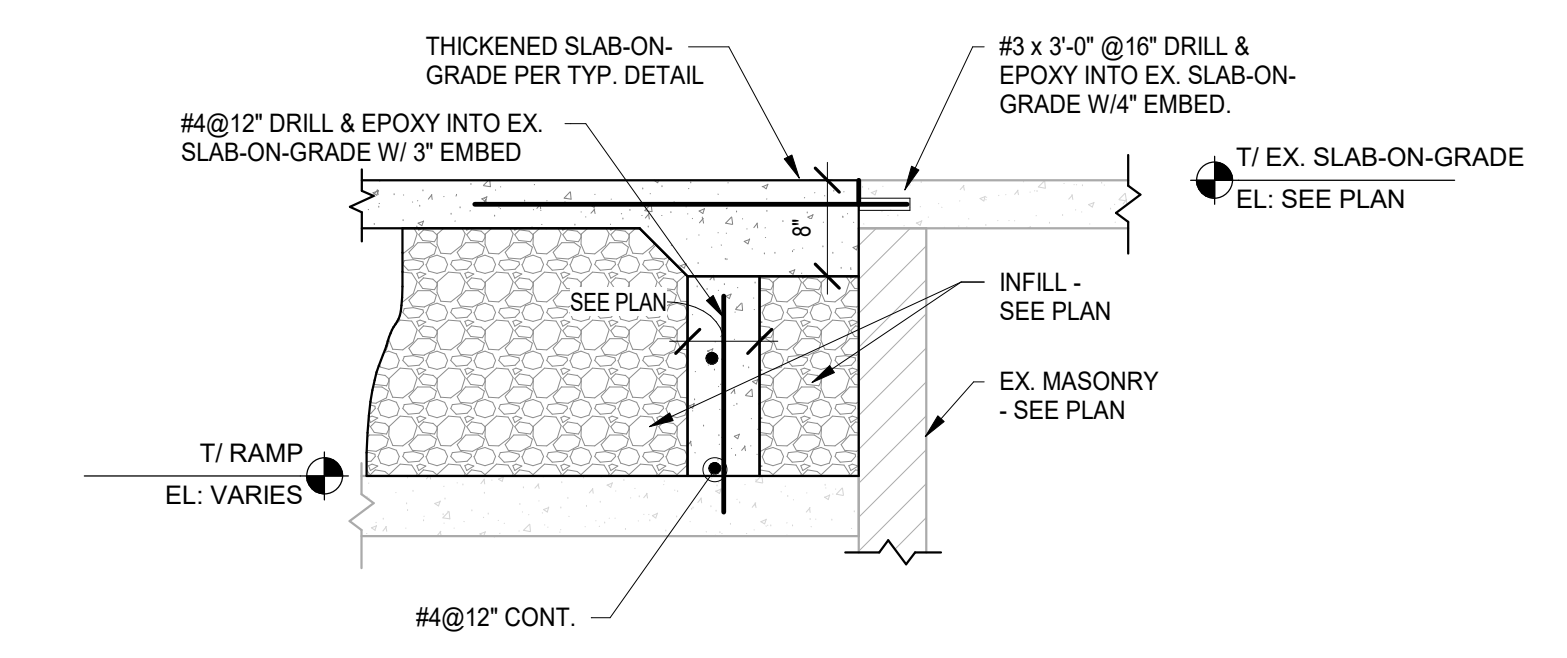
2 FOUNDATION DETAIL
SCALE: 3/4" = 1'-0"



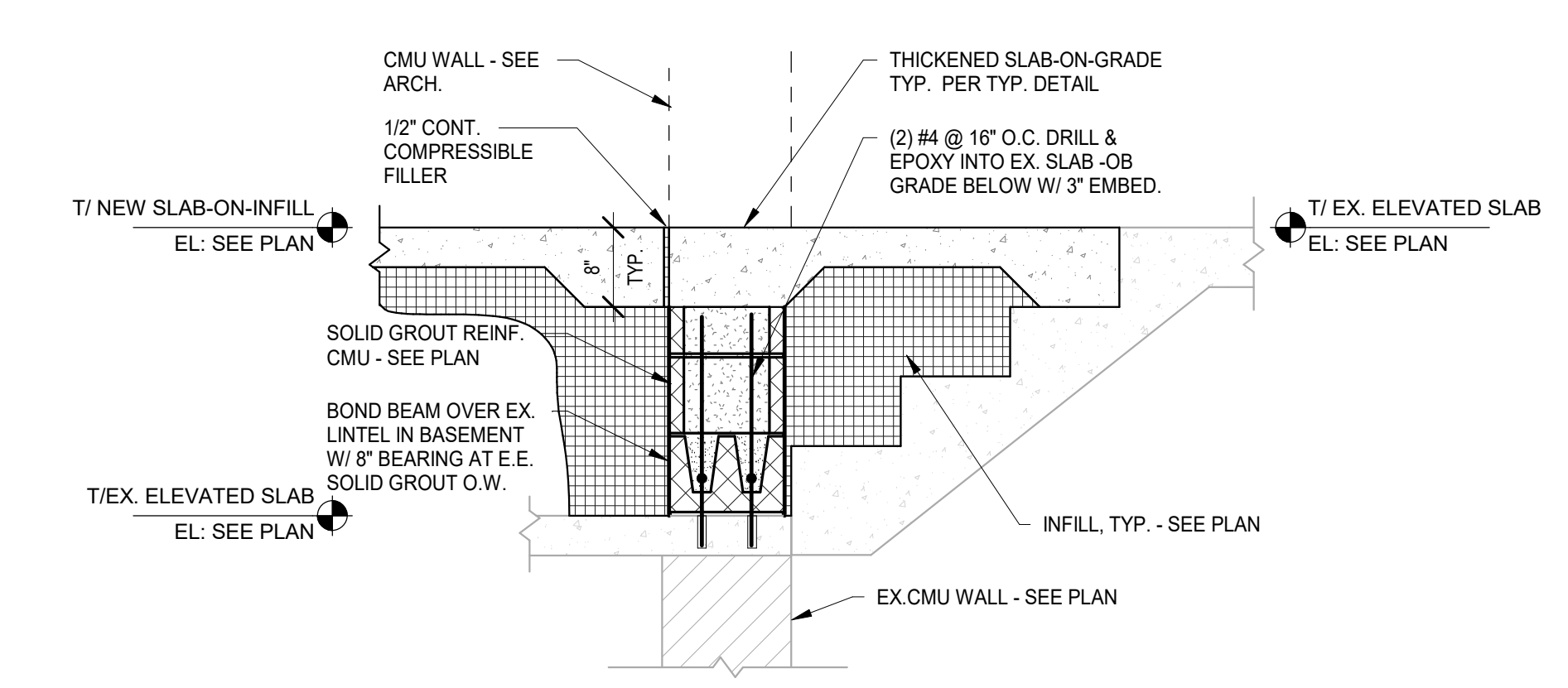
3 FOUNDATION DETAIL
SCALE: 3/4" = 1'-0"



4 FOUNDATION DETAIL
SCALE: 3/4" = 1'-0"



5 FOUNDATION DETAIL
SCALE: 3/4" = 1'-0"



1/24/2019 7:50:00 AM
C:\Users\skubam\Documents\11-5274-42_DCN_Shec_2019_Central_Arkham.rvt
Wight & Co. © Copyright 2019. All rights reserved. No part of these documents may be reproduced, stored, or transmitted in any form or by any means, electronic, mechanical, photocopying, recording or otherwise, without the prior written consent of Wight & Co.

NOT FOR
CONSTRUCTION

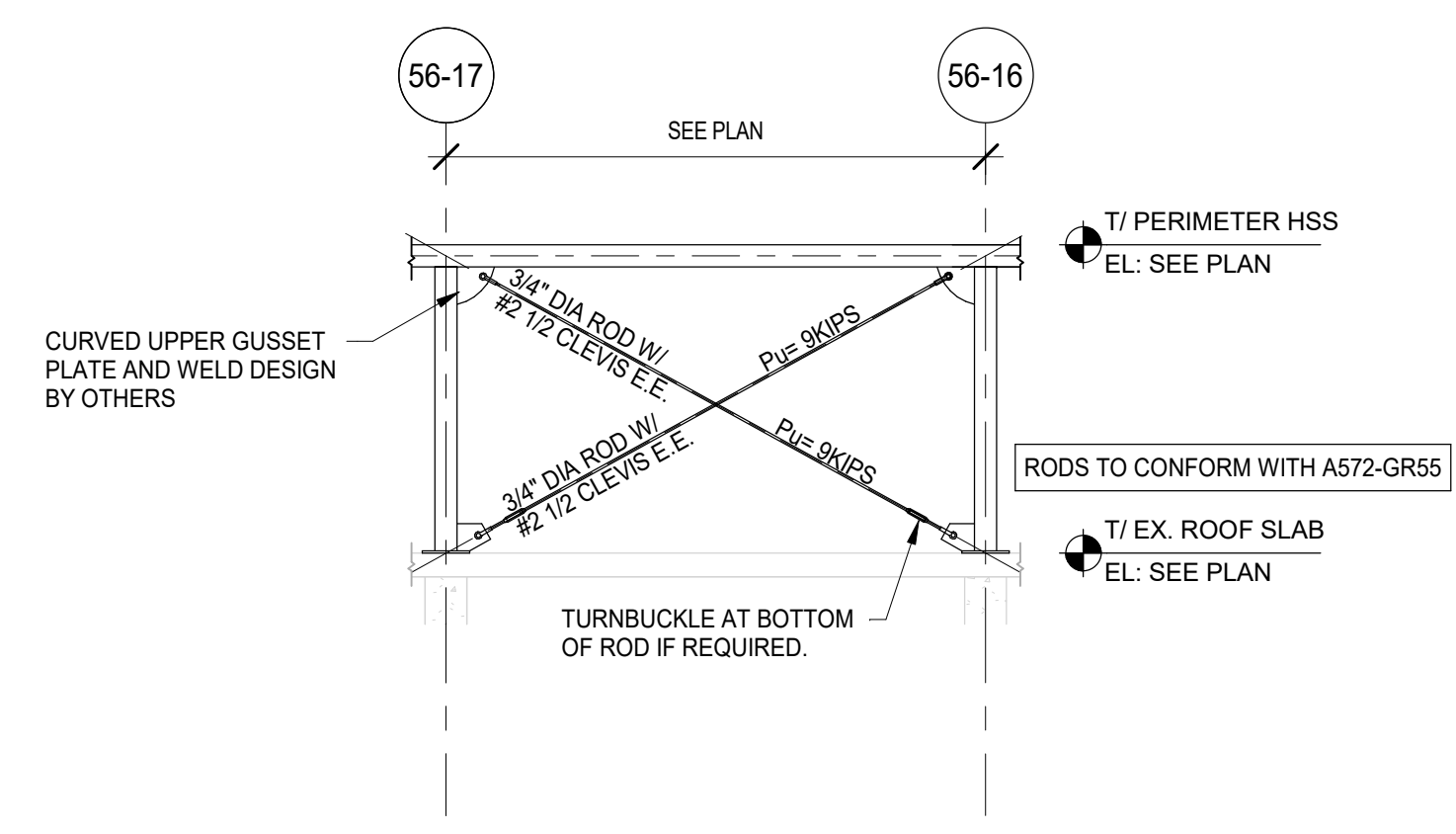
A10.1	BID GROUP 10 - ADDENDUM #1	12.30.2019
	ISSUED FOR BID - BID GROUP 10	11.19.2019
	ISSUED FOR 90% CD - PHASE C	11.01.2019
	ISSUED FOR 75% CD - PHASE C	10.14.2019
	ISSUED FOR 50% CD - PHASE C	10.02.2019
	ISSUED FOR 25% CD - PHASE C	08.30.2019
REV	ISSUE	DATE

**MFP
IMPLEMENTATION -
NORTH**

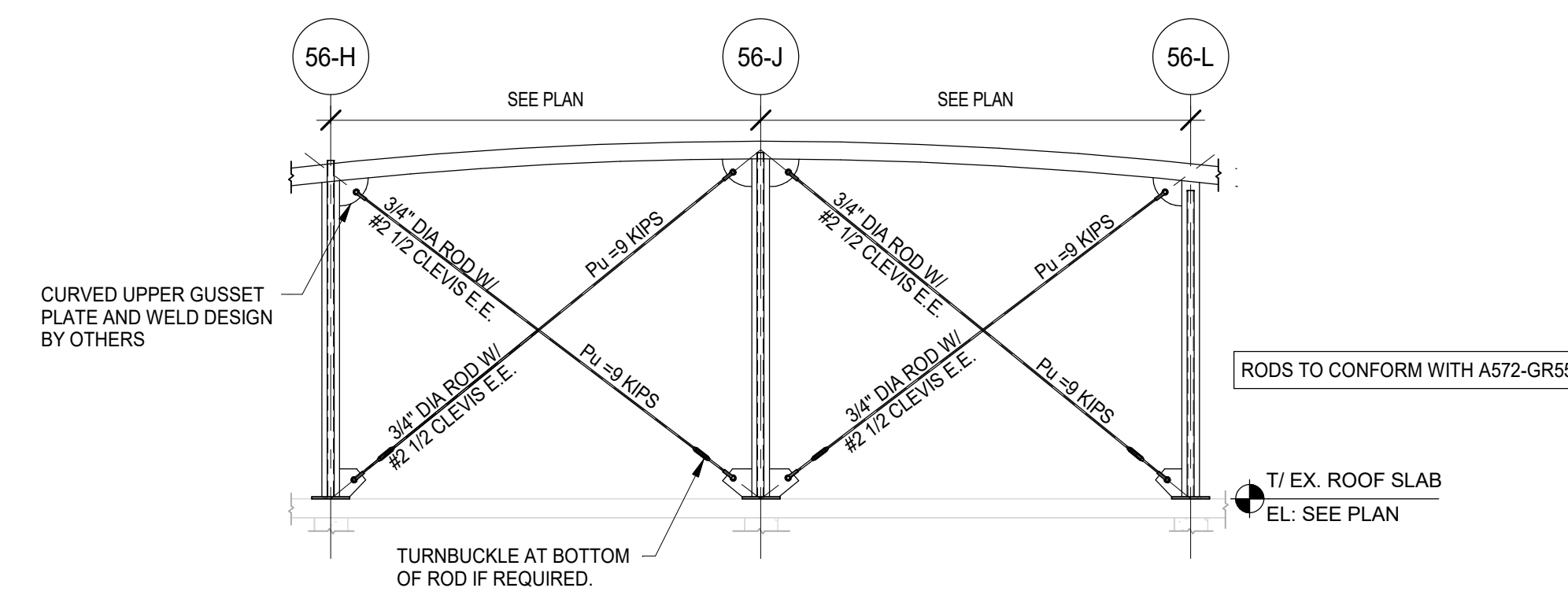
4436 MAIN STREET
DOWNERS GROVE, IL 60515

**NON-TYPICAL SECTIONS
AND DETAILS**

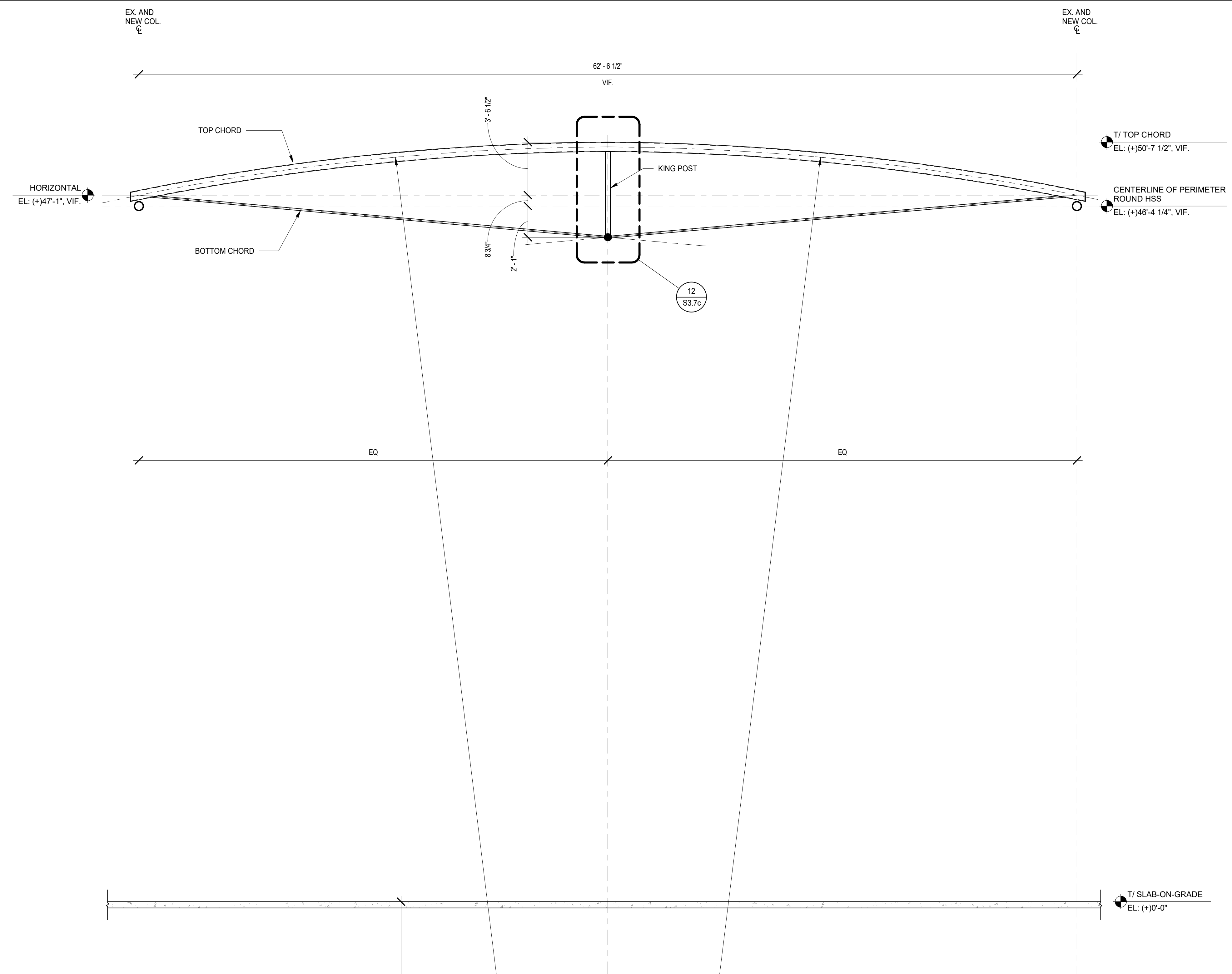
Project Number:
5274-42
Drawn By:
I.K.
Sheet:



2 BRACED FRAME ELEVATION
SCALE: 3/16" = 1'-0"

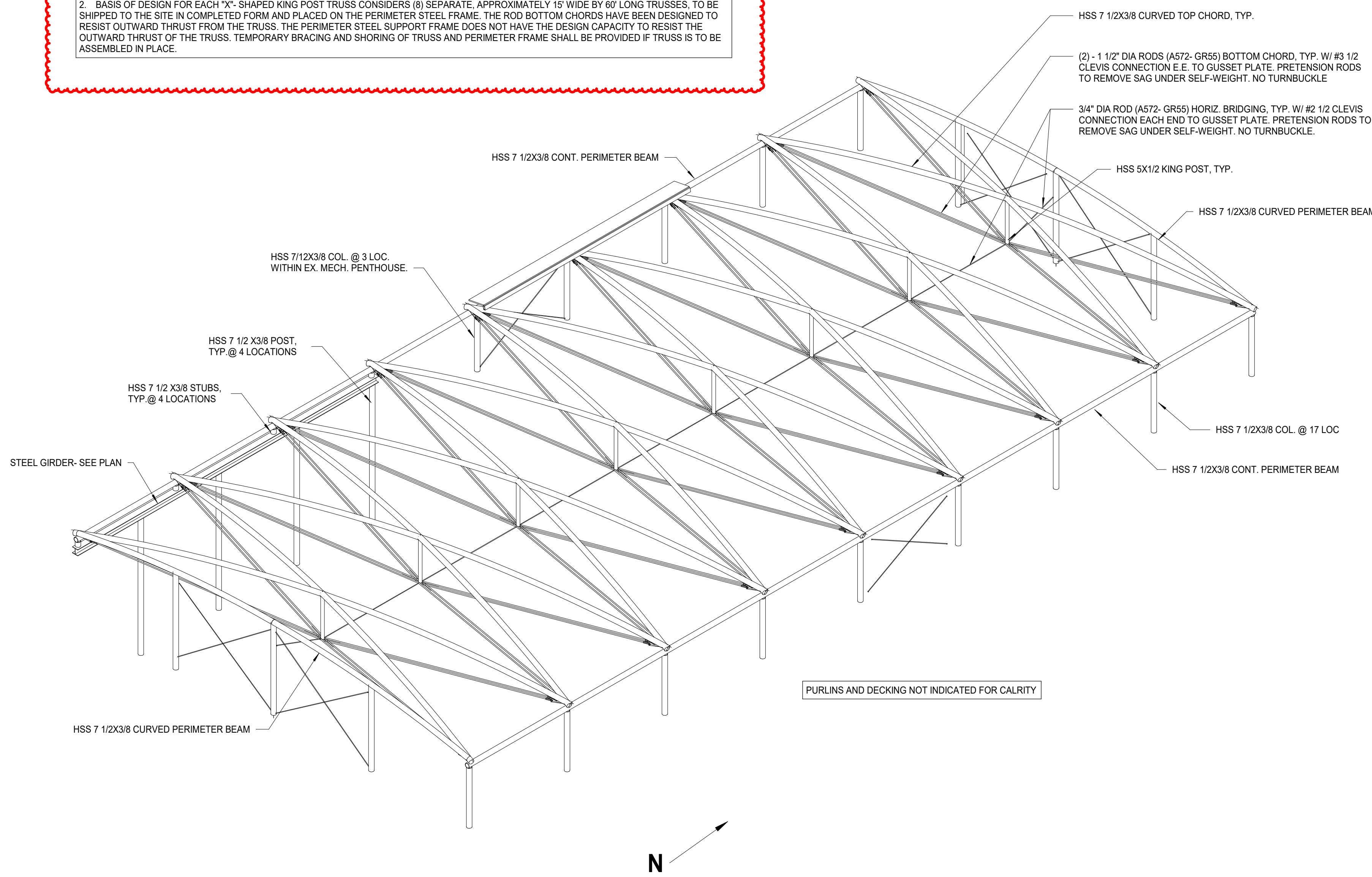


3 BRACED FRAME ELEVATION
SCALE: 3/16" = 1'-0"



1 COMMONS ROOF TRUSS ELEVATION
SCALE: 1/4" = 1'-0"

- COMMONS ROOF GENERAL NOTES:**
- ALL EXPOSED STRUCTURAL STEEL FRAMING OF THE COMMONS ROOF INCLUDING BUT NOT LIMITED TO HSS TRUSS MEMBERS, HSS PURLINS, RODS, PLATES AND CONNECTIONS SHALL CONFORM TO AISC ARCHITECTURALLY EXPOSED STRUCTURAL STEEL (AESS) CATEGORY 2 WITH THE FOLLOWING EXCEPTIONS AND CLARIFICATIONS:
 - THE TOP SURFACE OF THE HSS CURVED TOP CHORDS, PERIMETER HSS BEAMS AND HSS ROOF PURLINS ARE NOT EXPOSED TO VIEW AND DO NOT REQUIRE AESS CLASSIFICATION. BOTTOM AND SIDES OF THESE MEMBERS SHALL BE AESS CATEGORY 2.
 - CONNECTIONS INCLUDING WELDING, BOLTING AND PLATING ON THE TOP SURFACE OF THE ABOVE NOTED MEMBERS ARE NOT EXPOSED TO VIEW AND DO NOT REQUIRE AESS CLASSIFICATION. EXPOSED WELDS, BOLTS AND PLATES ON THE UNDERSIDE OF SIDES OF THE MEMBERS SHALL CONFORM TO AESS CATEGORY 2.
 - COLUMN BASE PLATES ARE NOT EXPOSED TO VIEW AND DO NOT REQUIRE AESS CLASSIFICATION.
 - VERTICAL HSS PURLINS LOCATED AT NORTH AND SOUTH ENDS OF THE ROOF SHALL CONFORM TO AISC AESS CATEGORY 2 EXCEPT FOR THEIR OUTER SURFACE. THEIR CONNECTIONS ARE NOT EXPOSED TO VIEW AND DO NOT REQUIRE AESS CLASSIFICATION.
 - HSS BEAMS SHALL BE ORIENTED ON THE TOP SURFACE OF ROOF MEMBERS AND THE OUTER SURFACE OF VERTICAL PURLINS TO REDUCE VISIBILITY.
 - SPLICES SHALL BE LOCATED SUCH THAT THEY ARE NOT EXPOSED TO VIEW FROM BELOW. SPLICES EXPOSED TO VIEW SHALL MEET AISC AESS CATEGORY 4 REQUIREMENTS AND SHALL MAINTAIN A CONTINUOUS AESTHETIC WITH MAIN MEMBERS.
 - SEE SPECIFICATION SECTION 05193 AESS FOR ADDITIONAL INFORMATION AND REQUIREMENTS. NOTIFY ENGINEER OF ANY DISCREPANCIES BETWEEN THE DRAWINGS AND THE SPECIFICATION SECTION PRIOR TO BIDDING AND FABRICATION.
 - BASIS OF DESIGN FOR EACH 7"x7" SHAPED KING POST TRUSS CONSIDERS (8) SEPARATE, APPROXIMATELY 15' WIDE BY 60' LONG TRUSSES, TO BE SHIPPED TO THE SITE IN COMPLETED FORM AND PLACED ON THE PERIMETER STEEL FRAME. THE ROD BOTTOM CHORDS HAVE BEEN DESIGNED TO RESIST OUTWARD THRUST FROM THE TRUSS. THE PERIMETER STEEL SUPPORT FRAME DOES NOT HAVE THE DESIGN CAPACITY TO RESIST THE OUTWARD THRUST OF THE TRUSS. TEMPORARY BRACING AND SHORING OF TRUSS AND PERIMETER FRAME SHALL BE PROVIDED IF TRUSS IS TO BE ASSEMBLED IN PLACE.



4 COMMONS ROOF - AREA C - AXONOMETRIC VIEW
SCALE:

NOT FOR CONSTRUCTION

A10.1	BID GROUP 10 - ADDENDUM #1	12.30.2019
	ISSUED FOR BID - BID GROUP 10	11.19.2019
	ISSUED FOR 90% CD - PHASE C	11.01.2019
	ISSUED FOR 75% CD - PHASE C	10.14.2019
REV	ISSUE	DATE

MFP IMPLEMENTATION - NORTH

4436 MAIN STREET
DOWNERS GROVE, IL 60515

NON-TYPICAL SECTIONS AND DETAILS

Project Number:
5274-42
Drawn By:
I.K.
Sheet:

S3.4c

NOT FOR
CONSTRUCTION

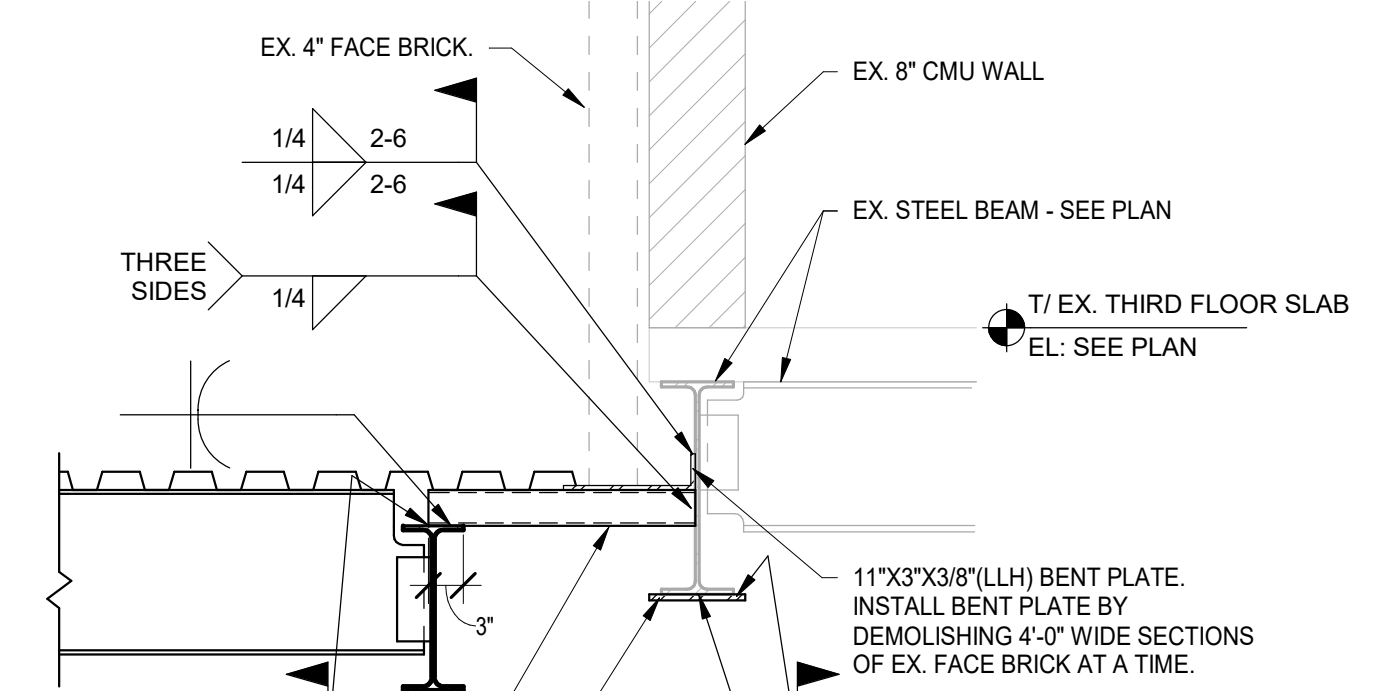
MFP IMPLEMENTATION - NORTH

4436 MAIN STREET
DOWNERS GROVE, IL 60515

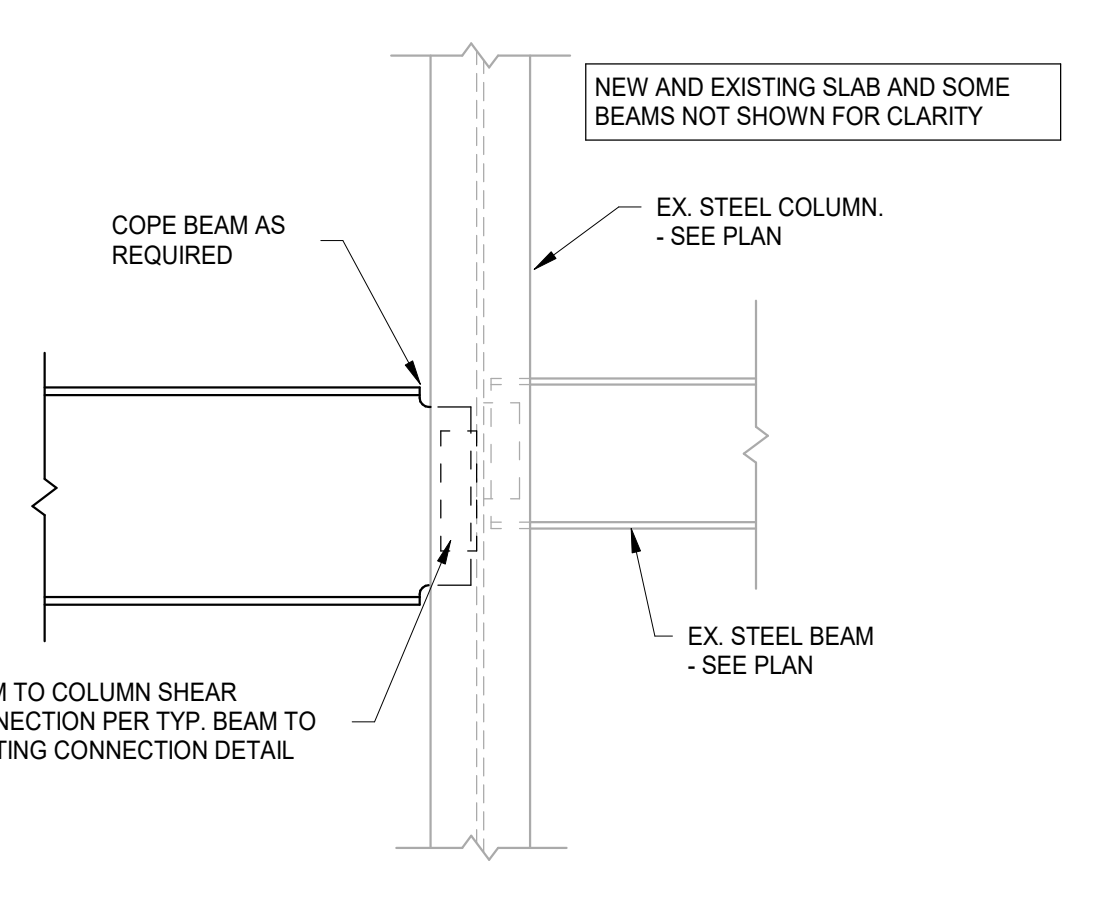
NON-TYPICAL SECTIONS AND DETAILS

Project Number:
5274-42
Drawn By:
I.K.
Sheet:

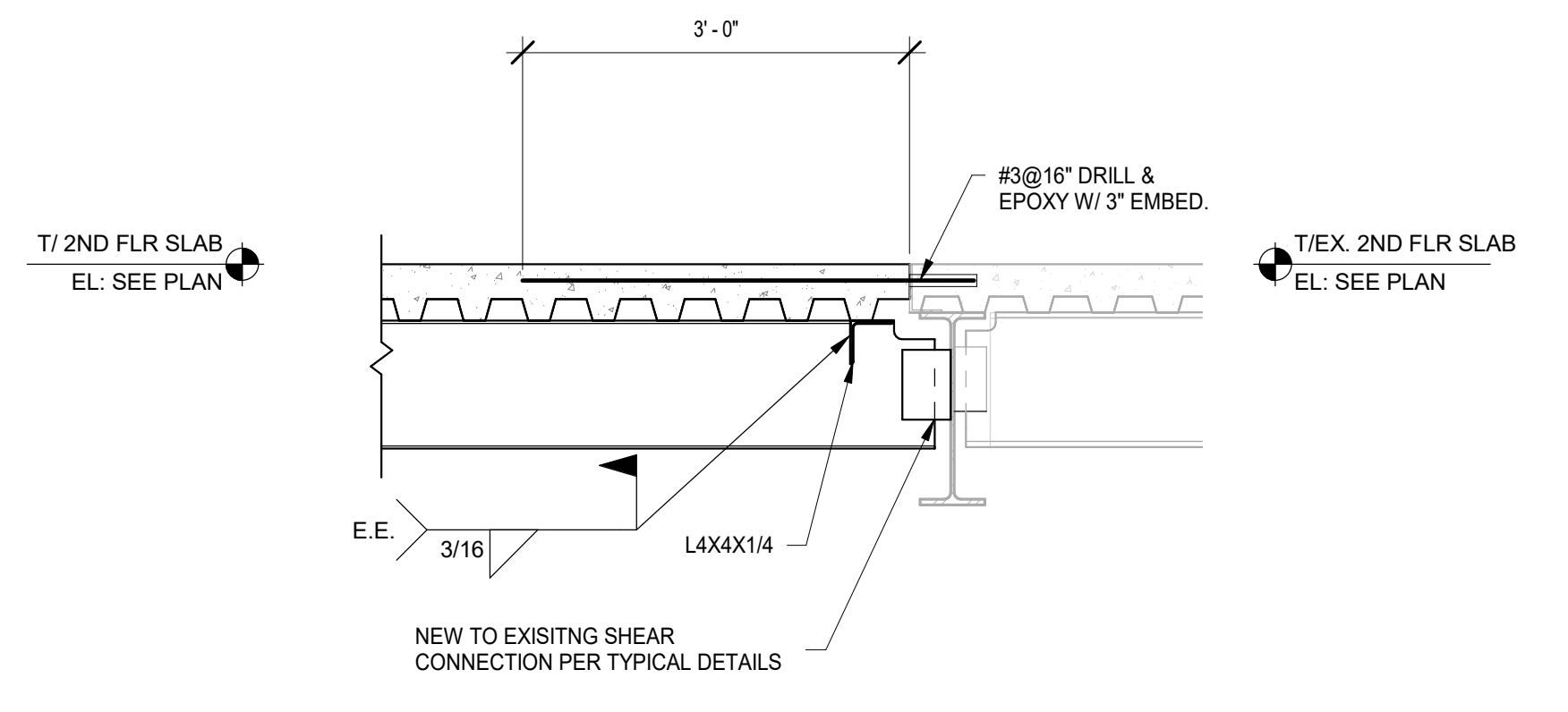
12/24/2019 7:50:02 AM
C:\Users\skubank\Documents\11-5274-42_DCN_Shec_2019_Central_Aulburns.rvt
Wight & Co. © Copyright 2019 All rights reserved. No part of these documents may be reproduced, stored, or transmitted in any form or by any means, electronic, mechanical, photocopying, recording or otherwise, without the prior written consent of Wight & Co.



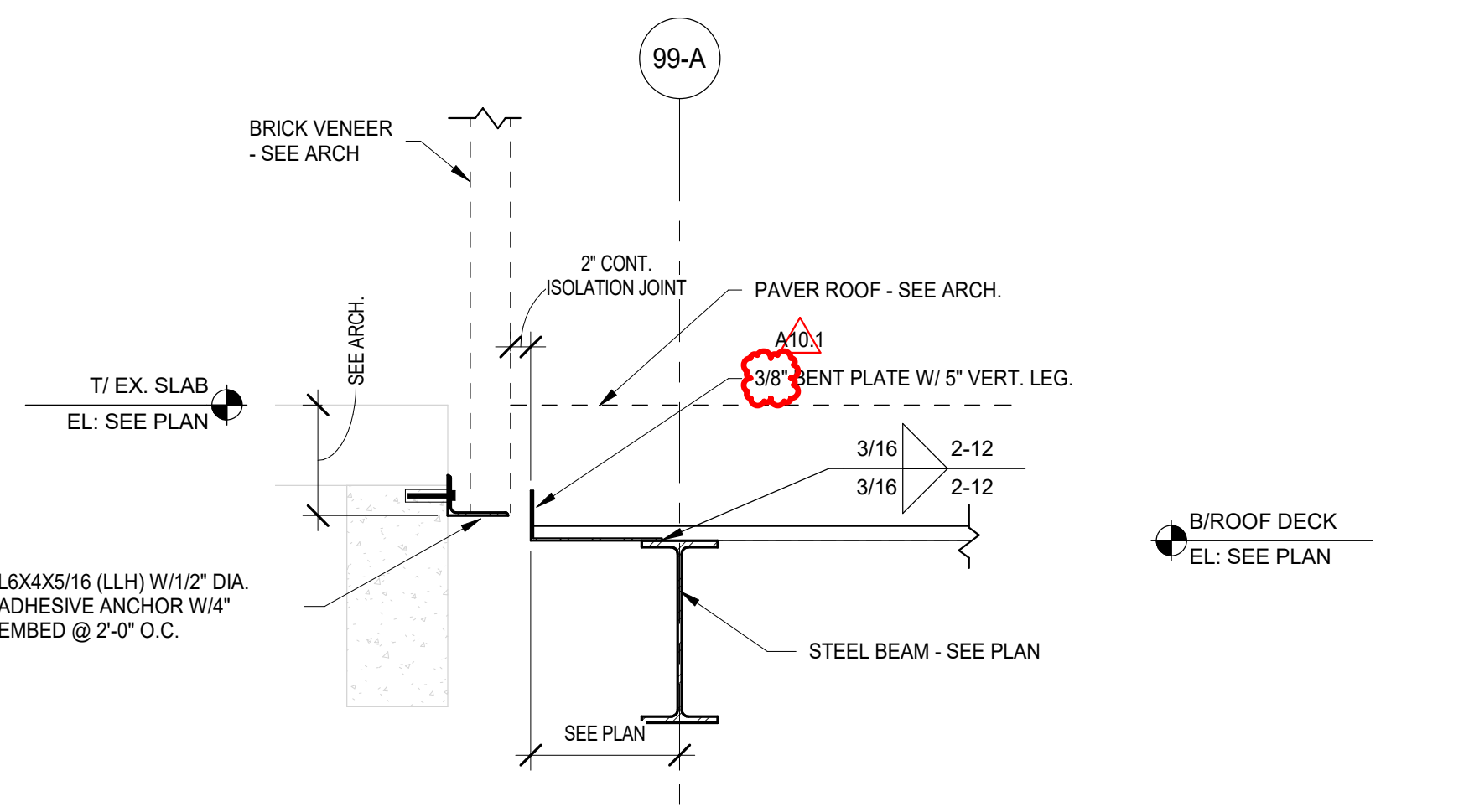
11 FRAMING DETAIL
SCALE: 3/4" = 1'-0"



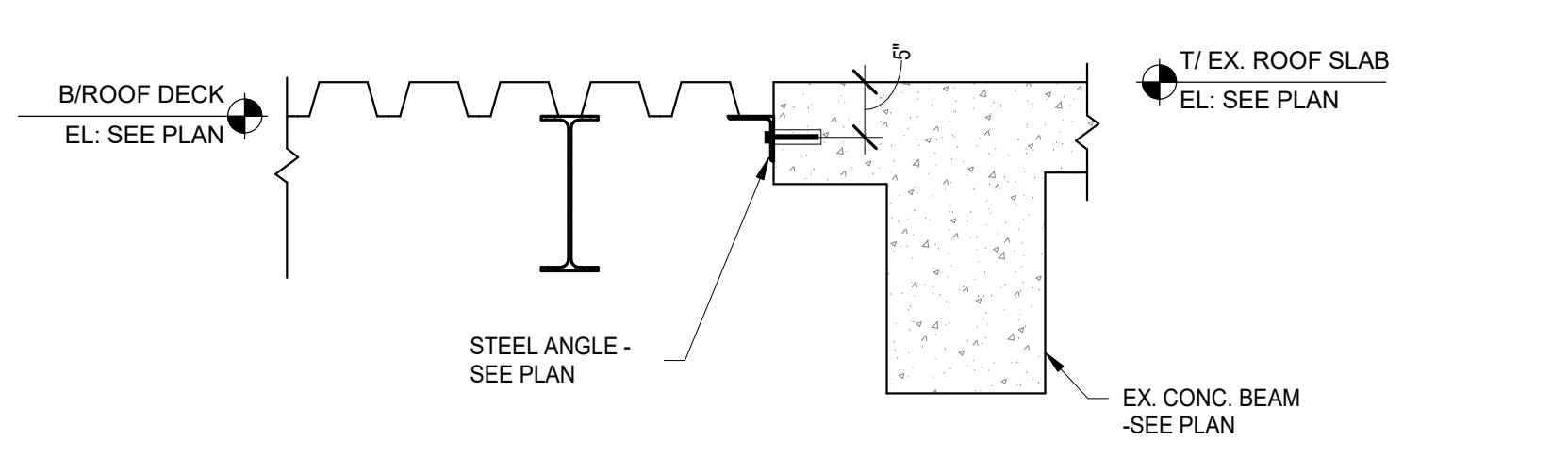
12 FRAMING DETAIL
SCALE: 3/4" = 1'-0"



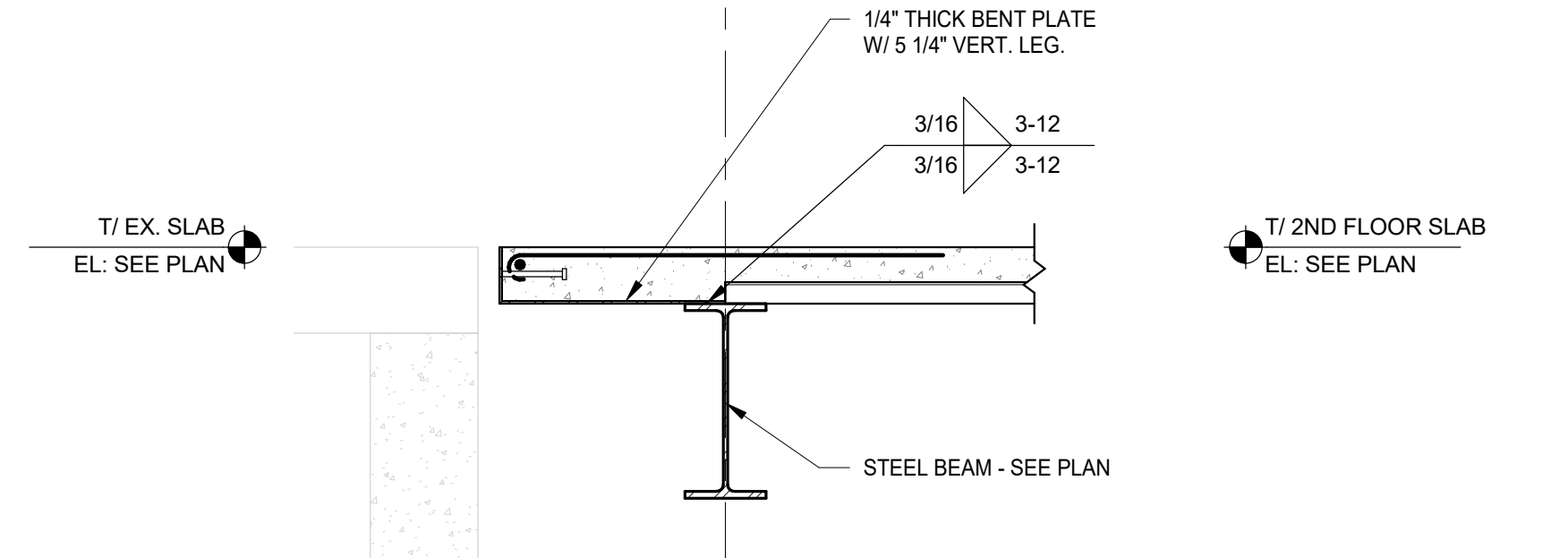
17 FRAMING DETAIL
SCALE: 3/4" = 1'-0"



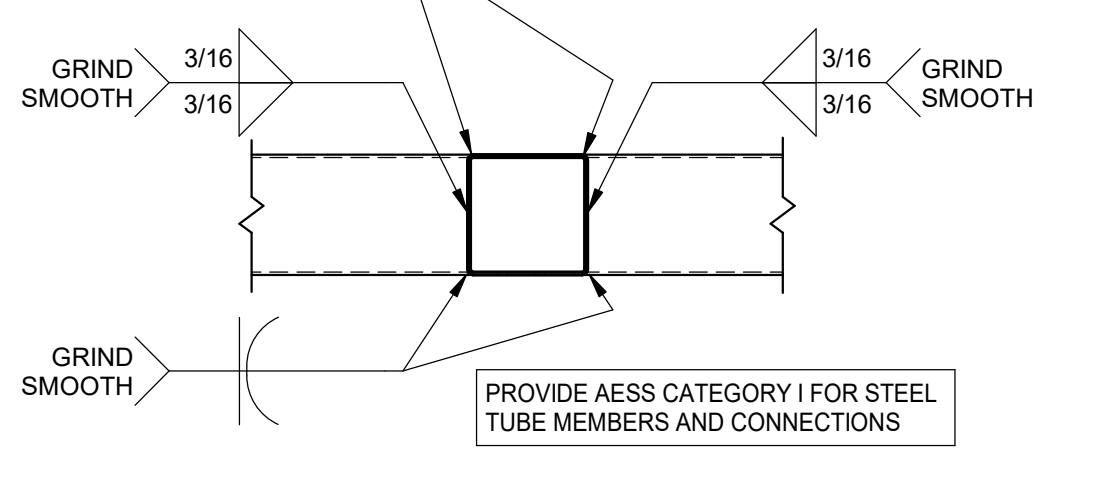
13 FRAMING DETAIL
SCALE: 3/4" = 1'-0"



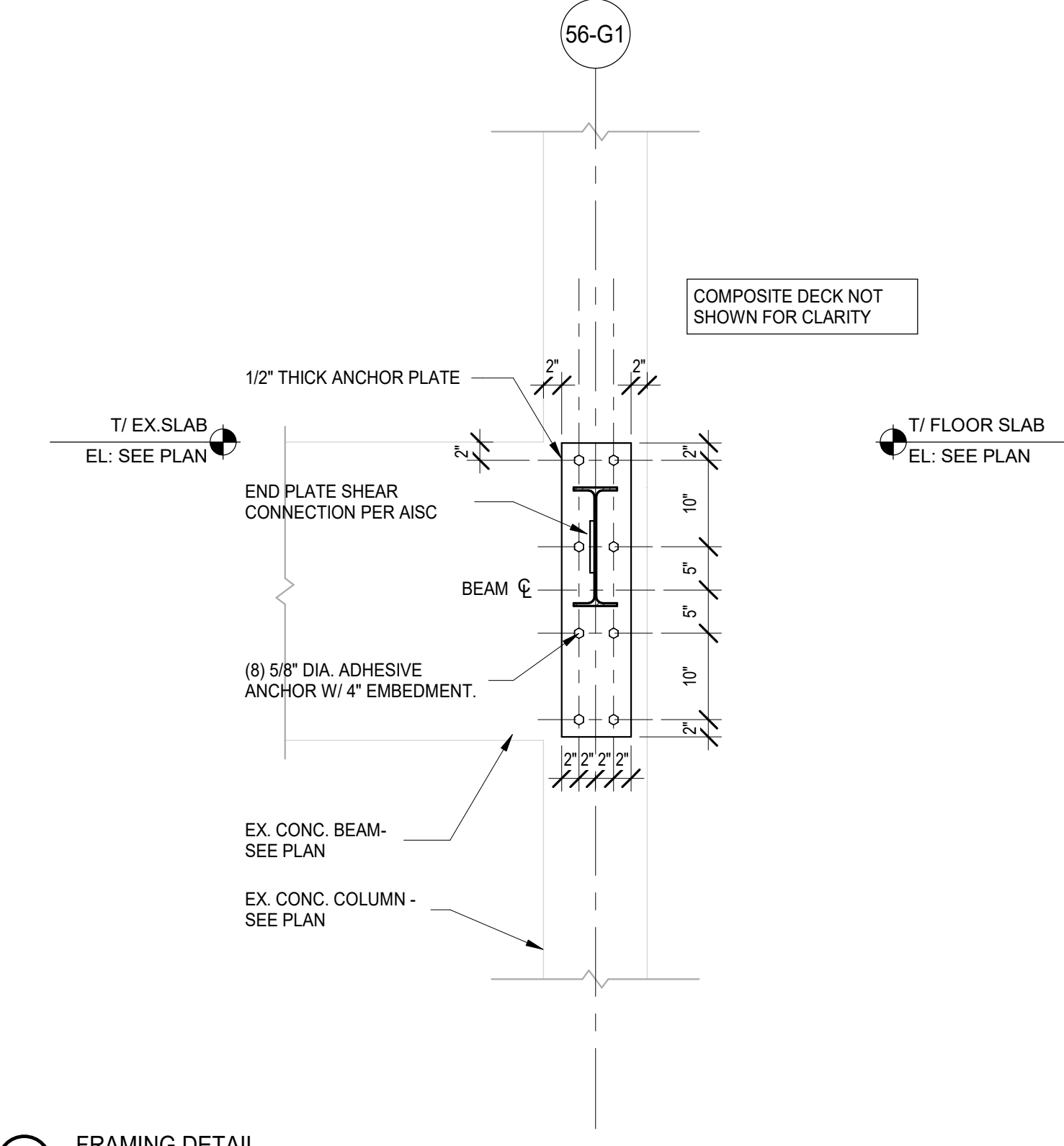
14 FRAMING DETAIL
SCALE: 3/4" = 1'-0"



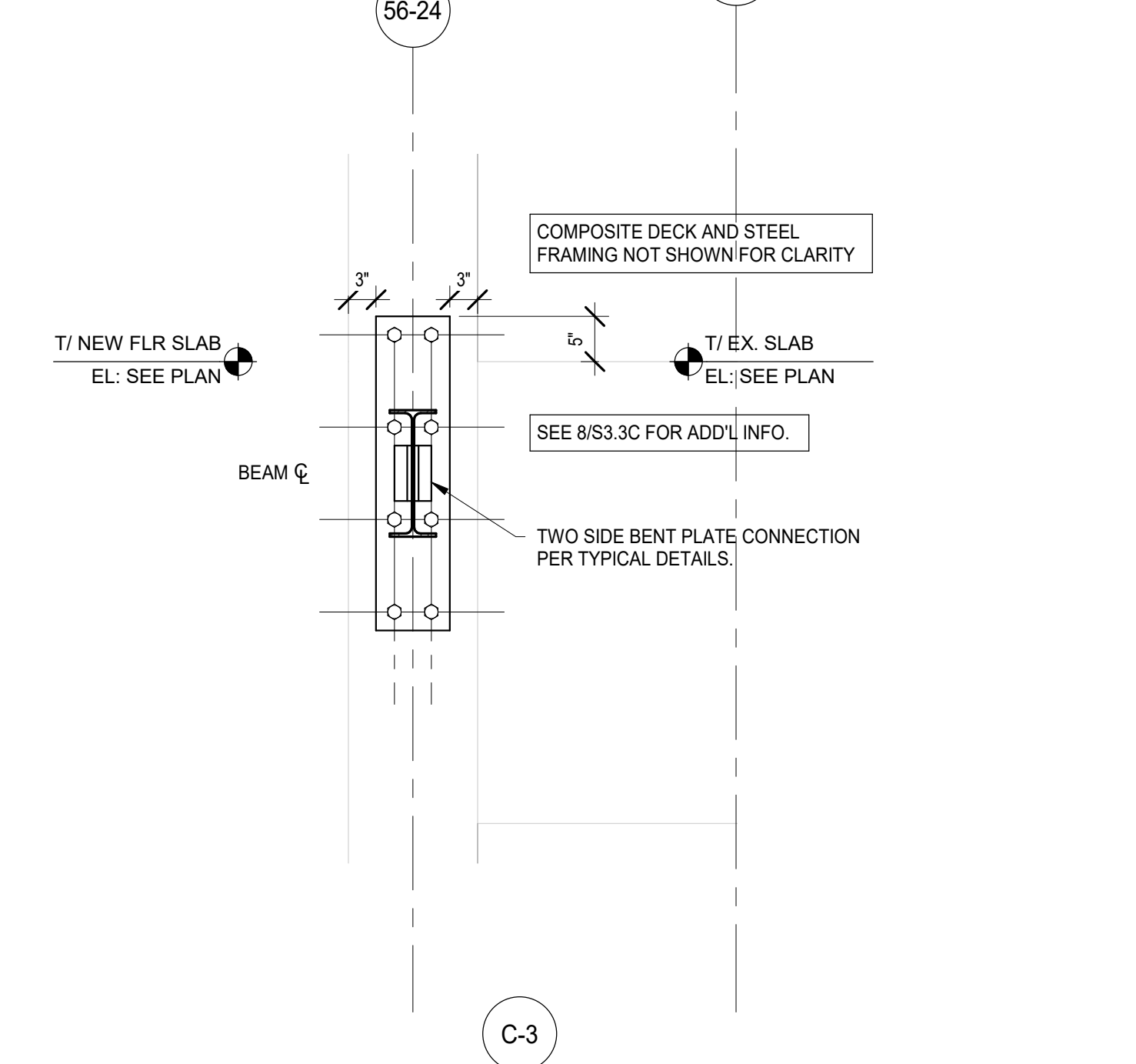
15 FRAMING DETAIL
SCALE: 3/4" = 1'-0"



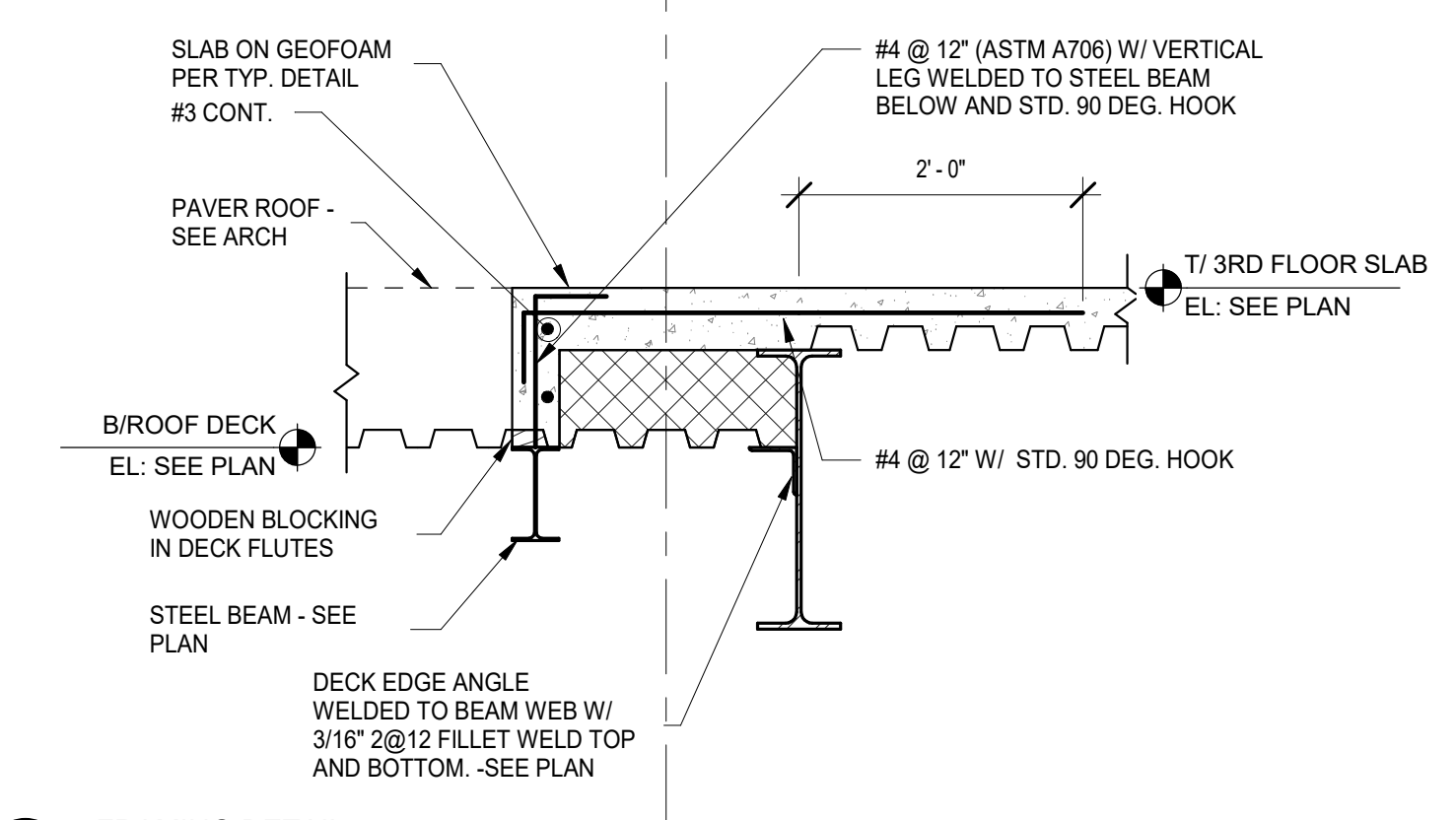
16 FRAMING DETAIL
SCALE: 3/4" = 1'-0"



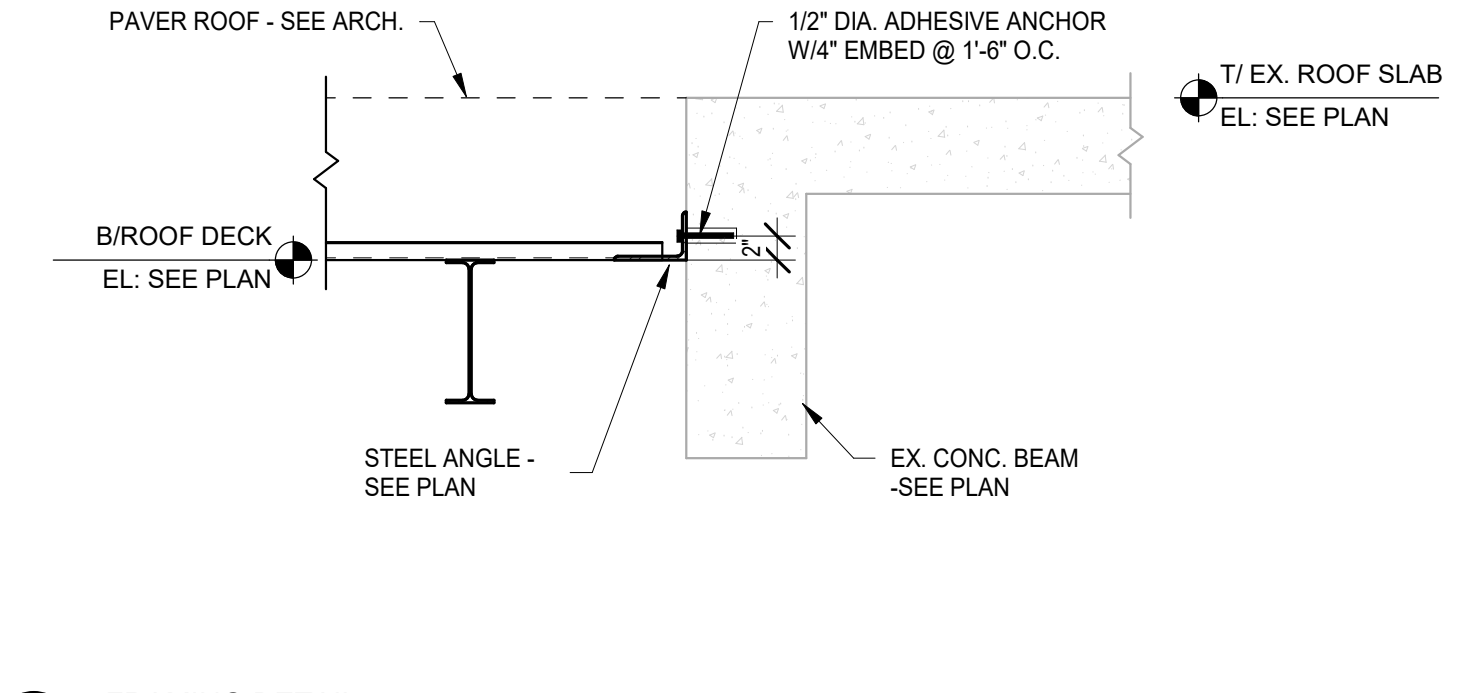
6 FRAMING DETAIL
SCALE: 3/4" = 1'-0"



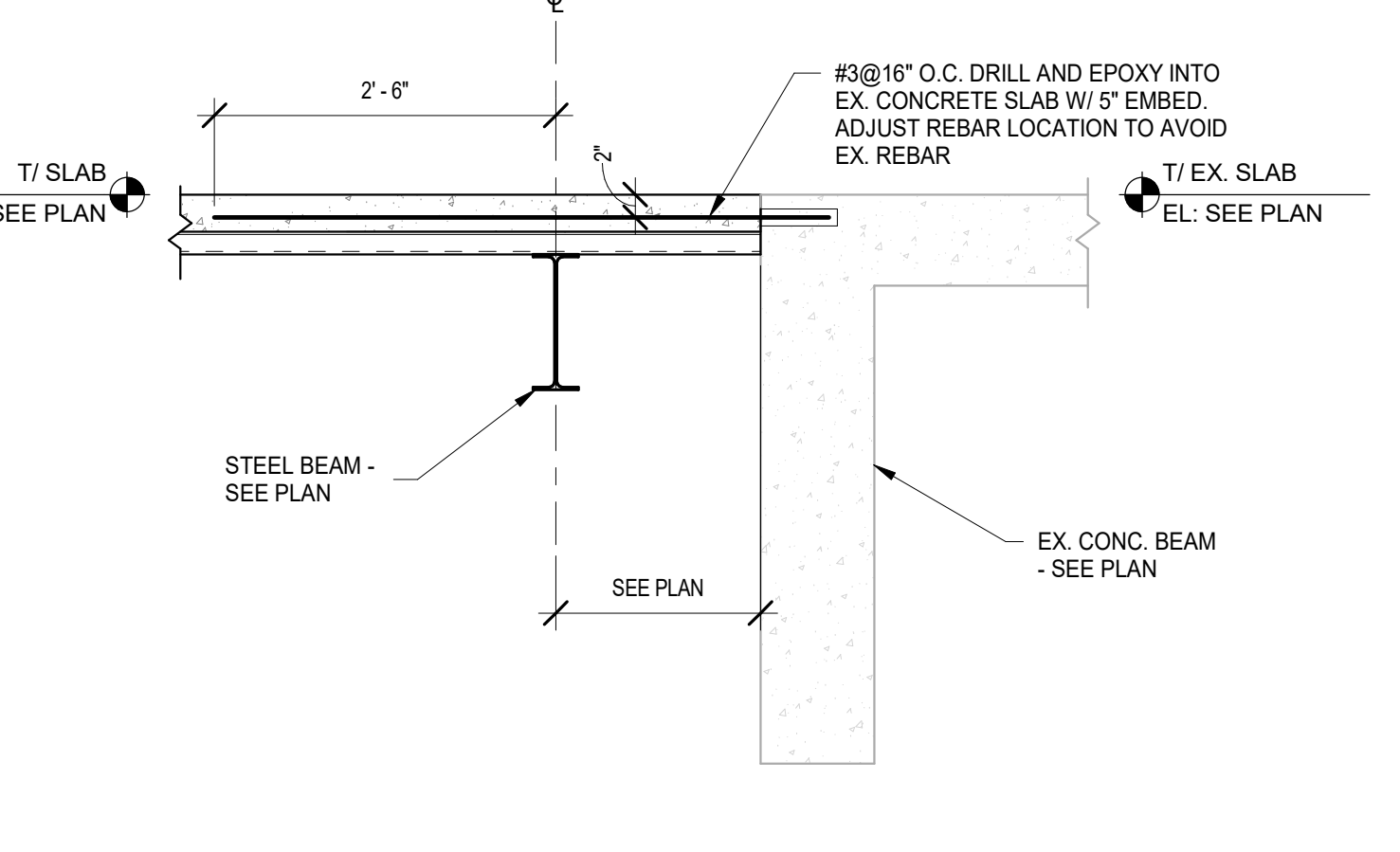
7 FRAMING DETAIL
SCALE: 3/4" = 1'-0"



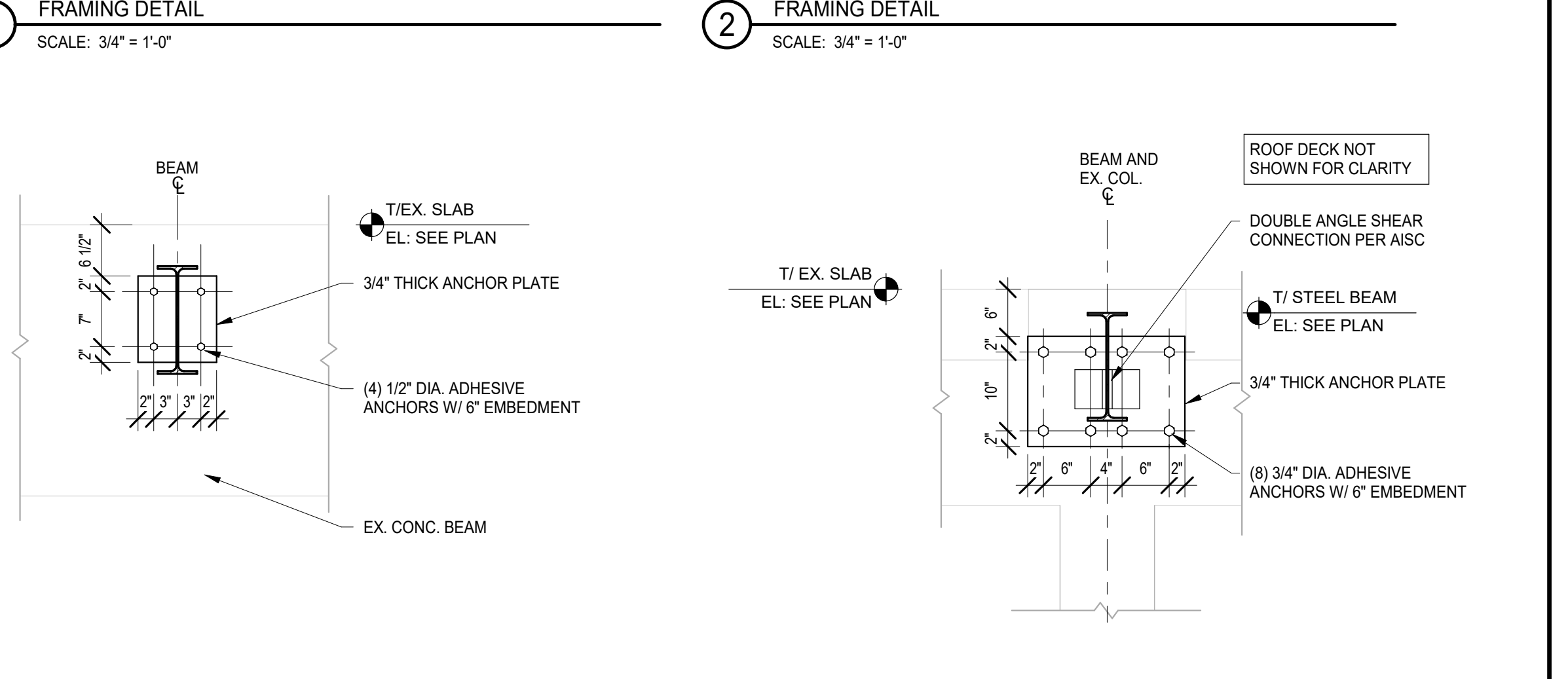
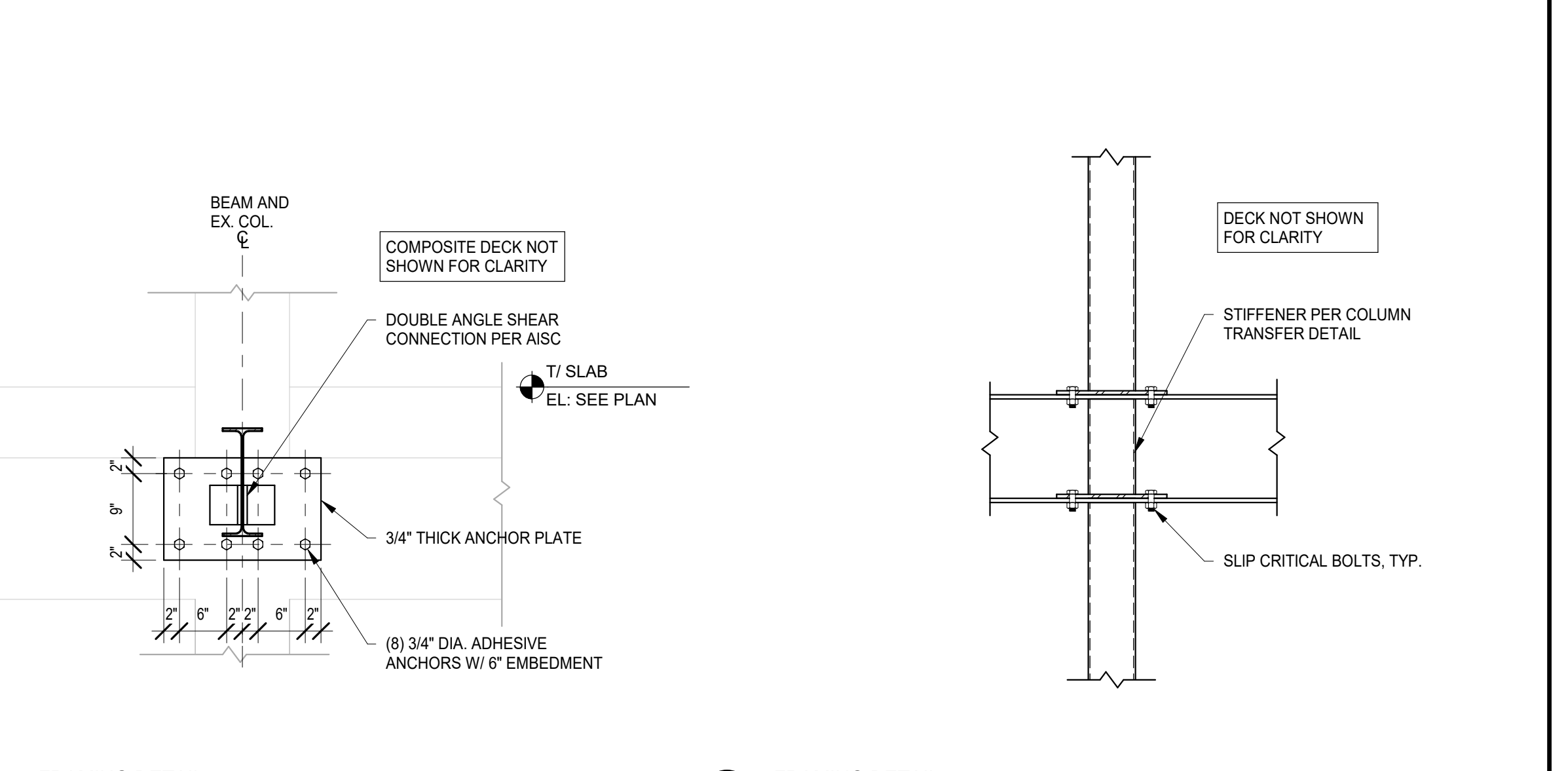
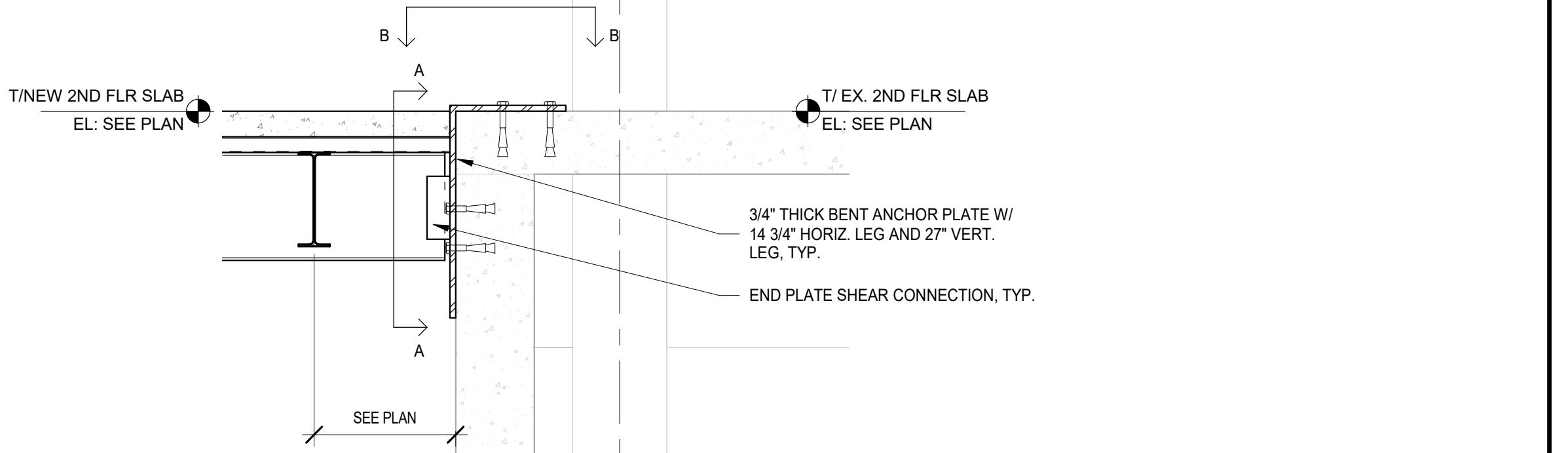
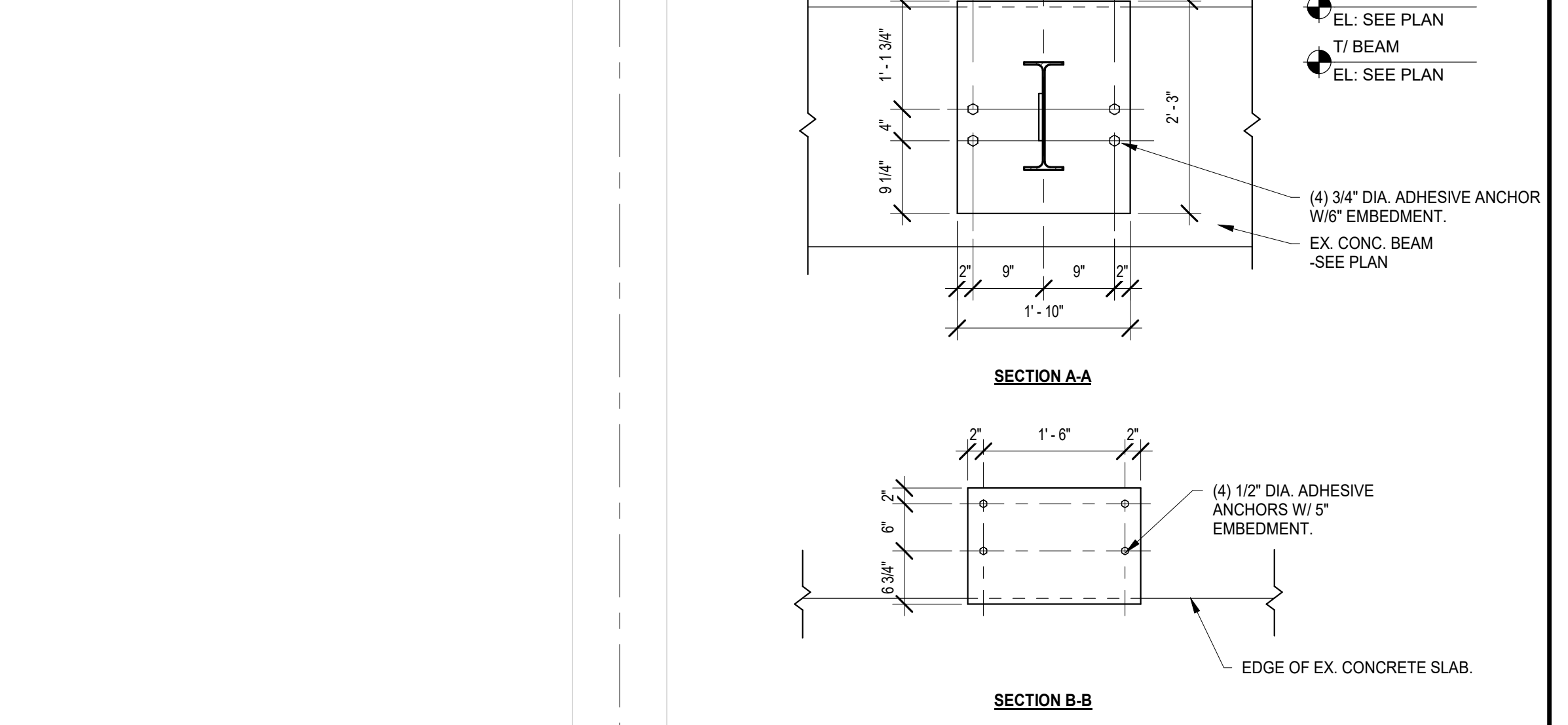
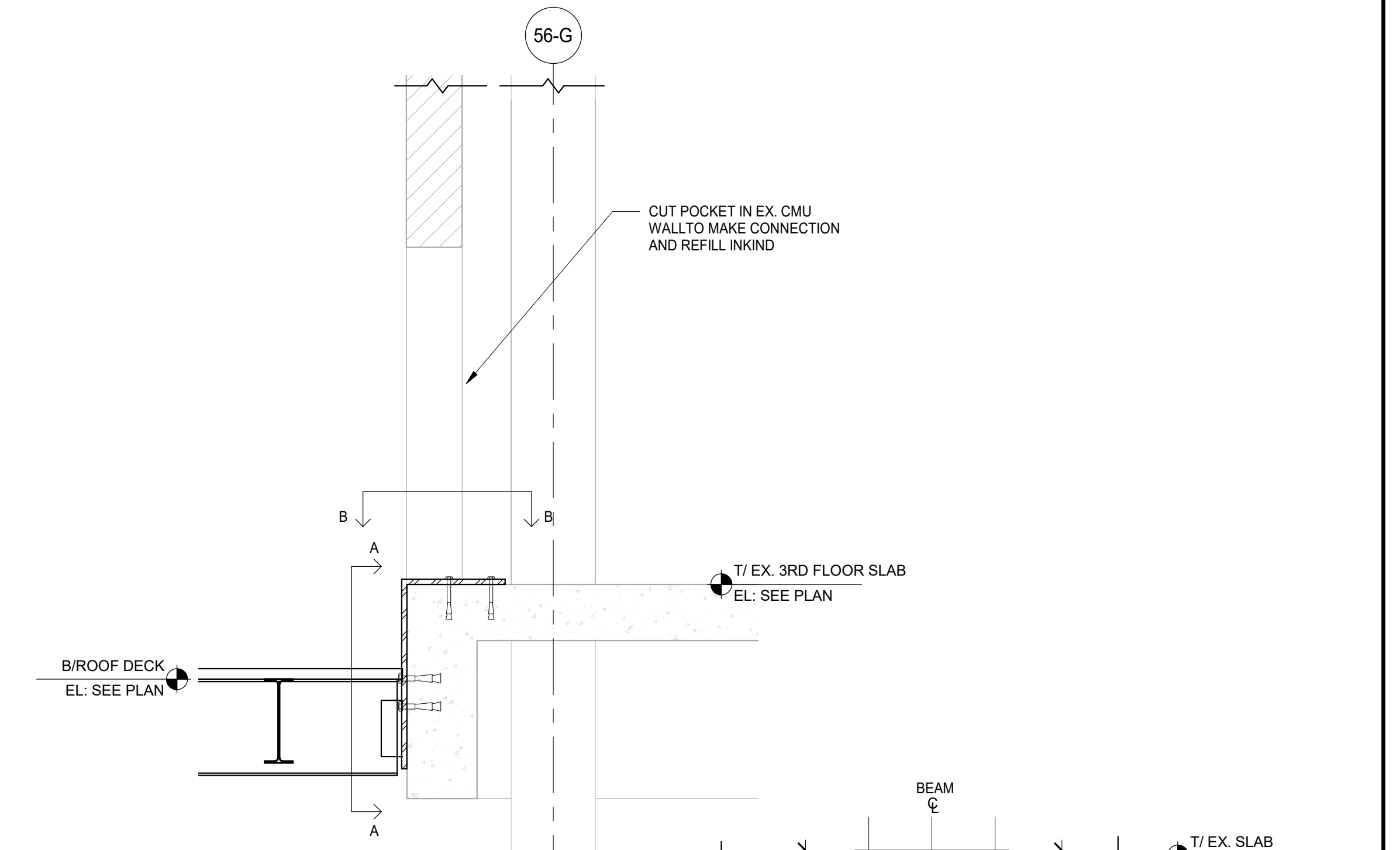
8 FRAMING DETAIL
SCALE: 3/4" = 1'-0"



9 FRAMING DETAIL
SCALE: 3/4" = 1'-0"

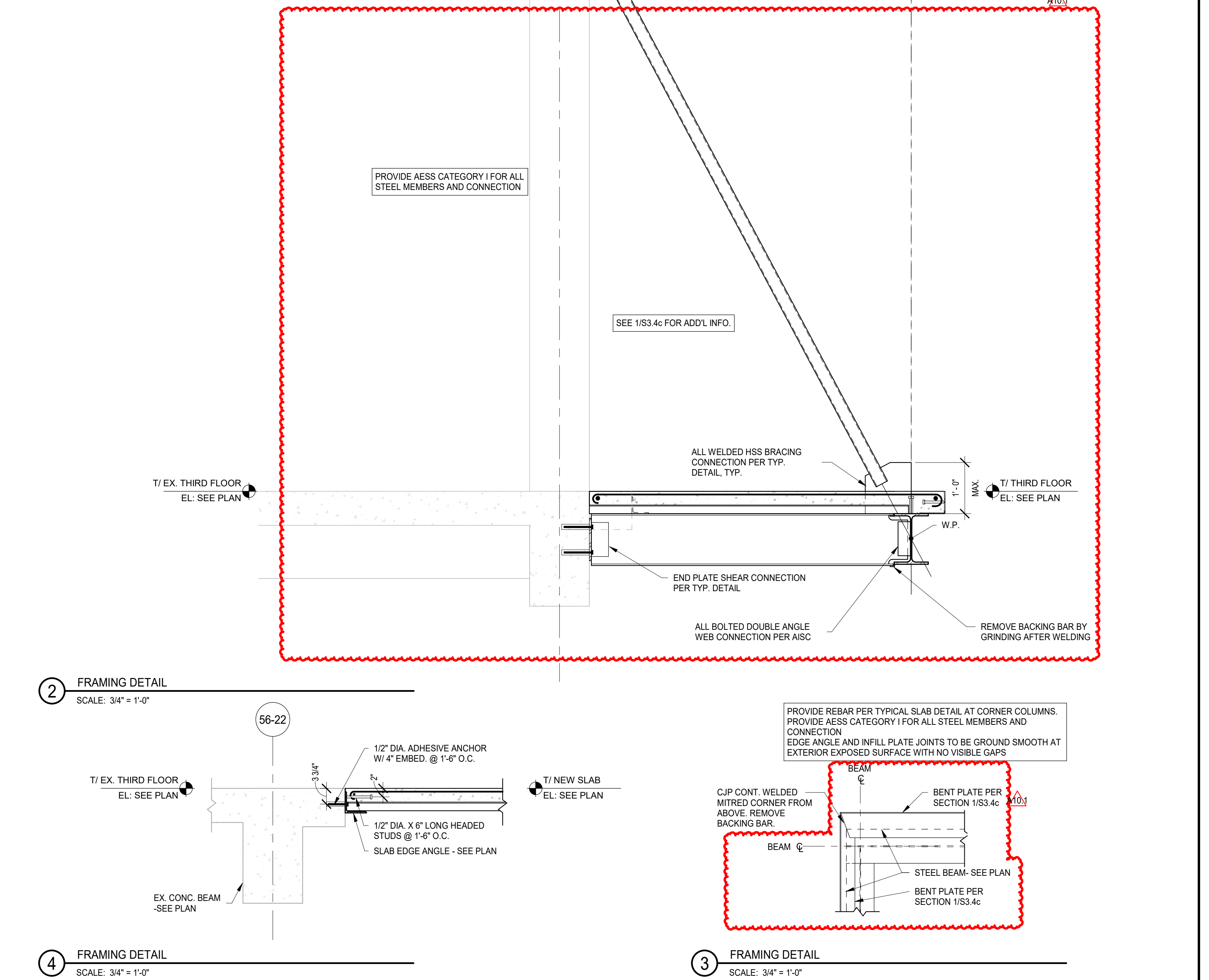
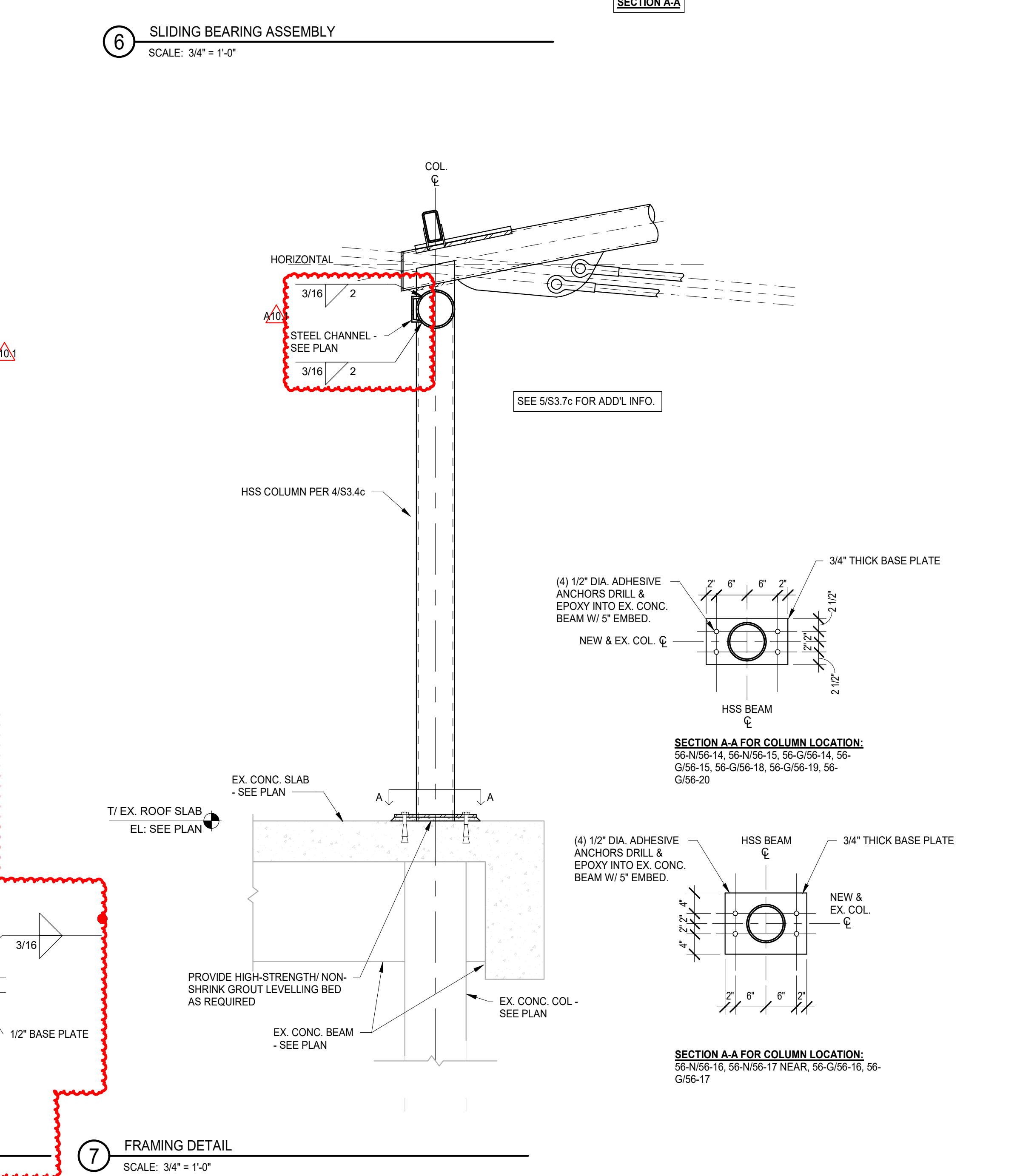
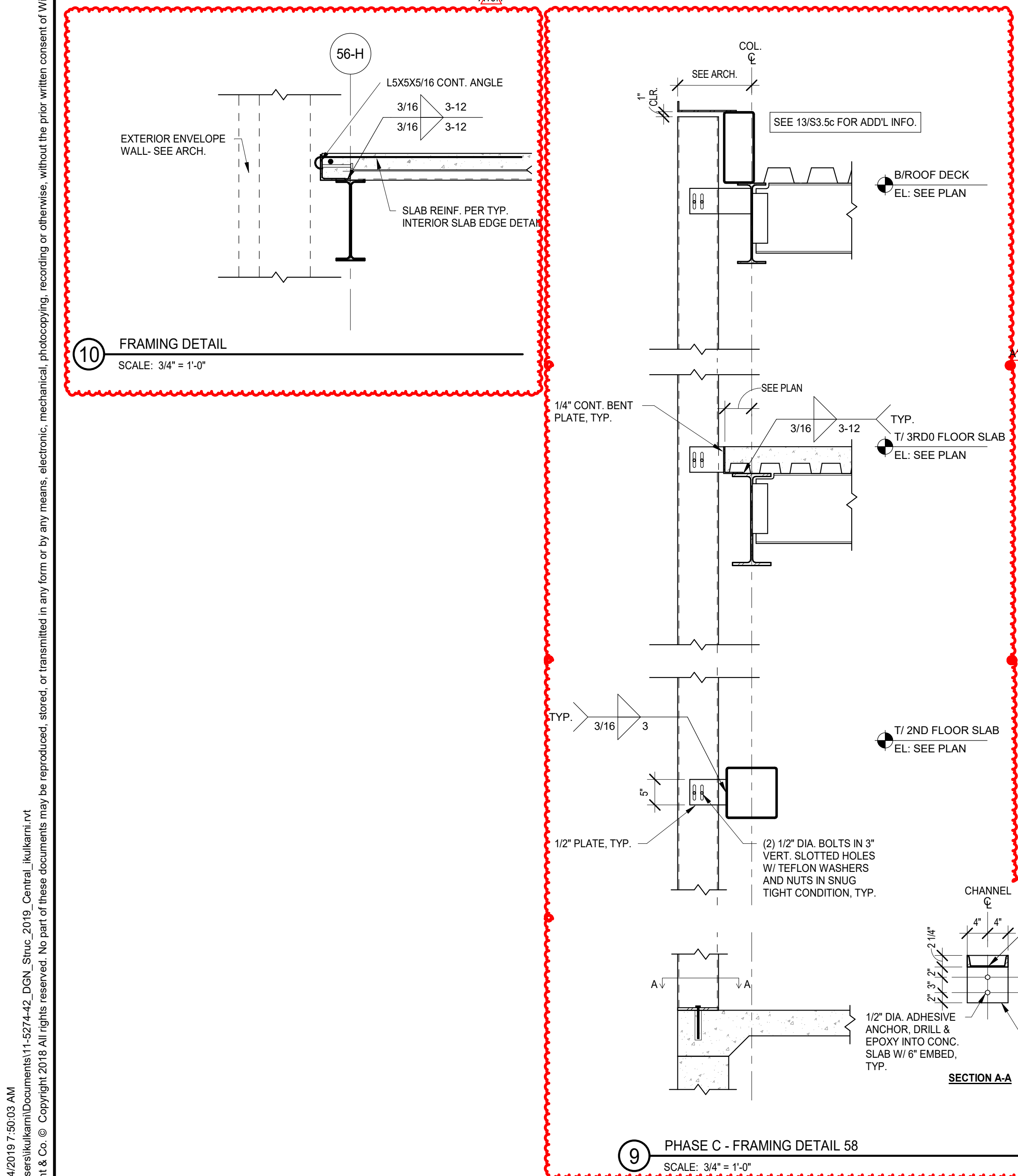
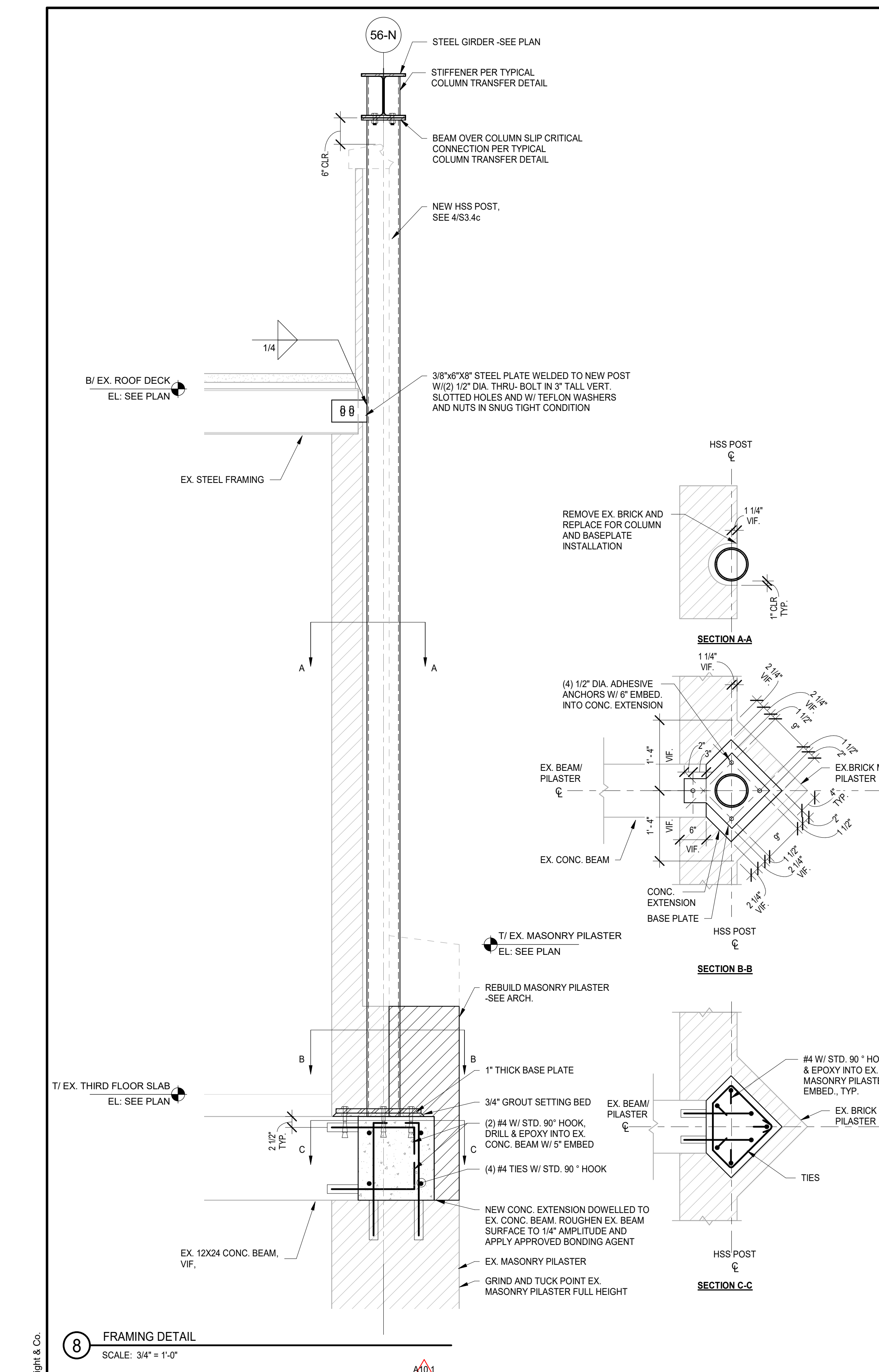
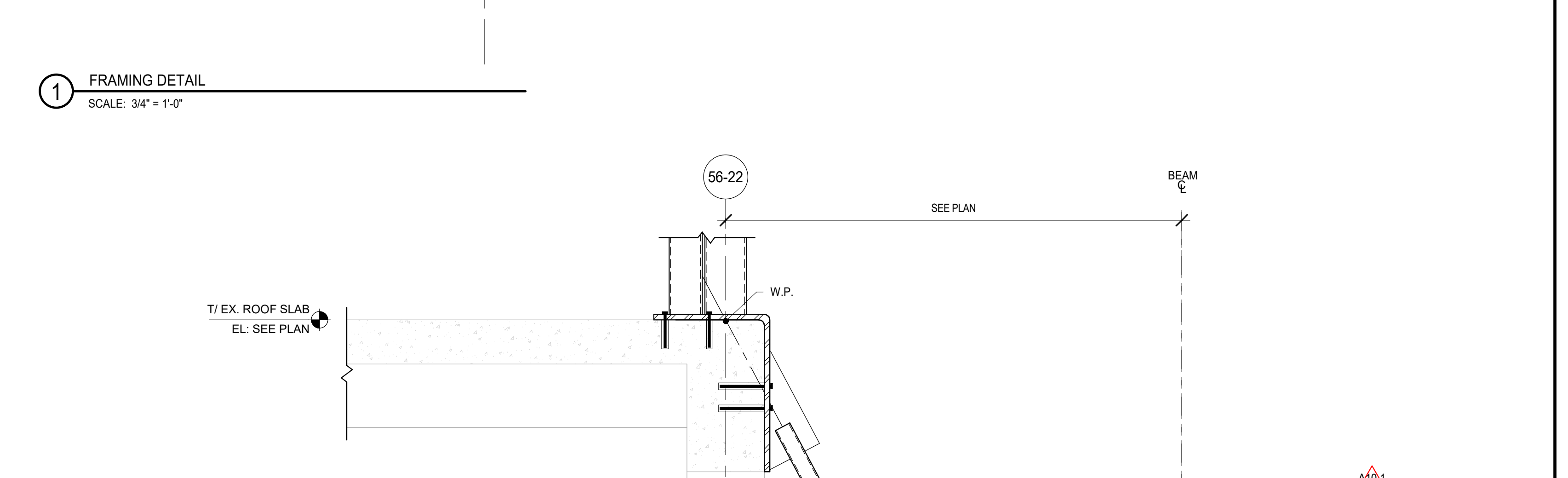
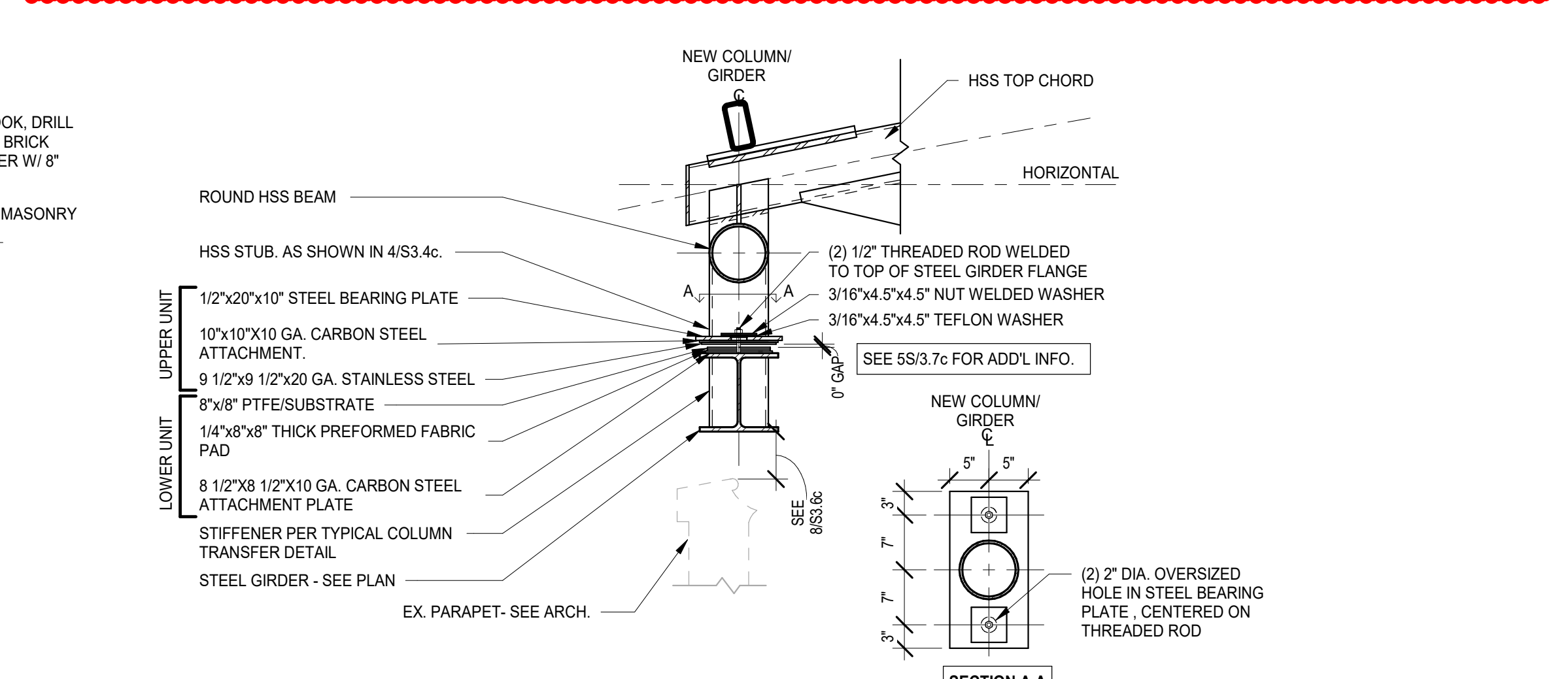
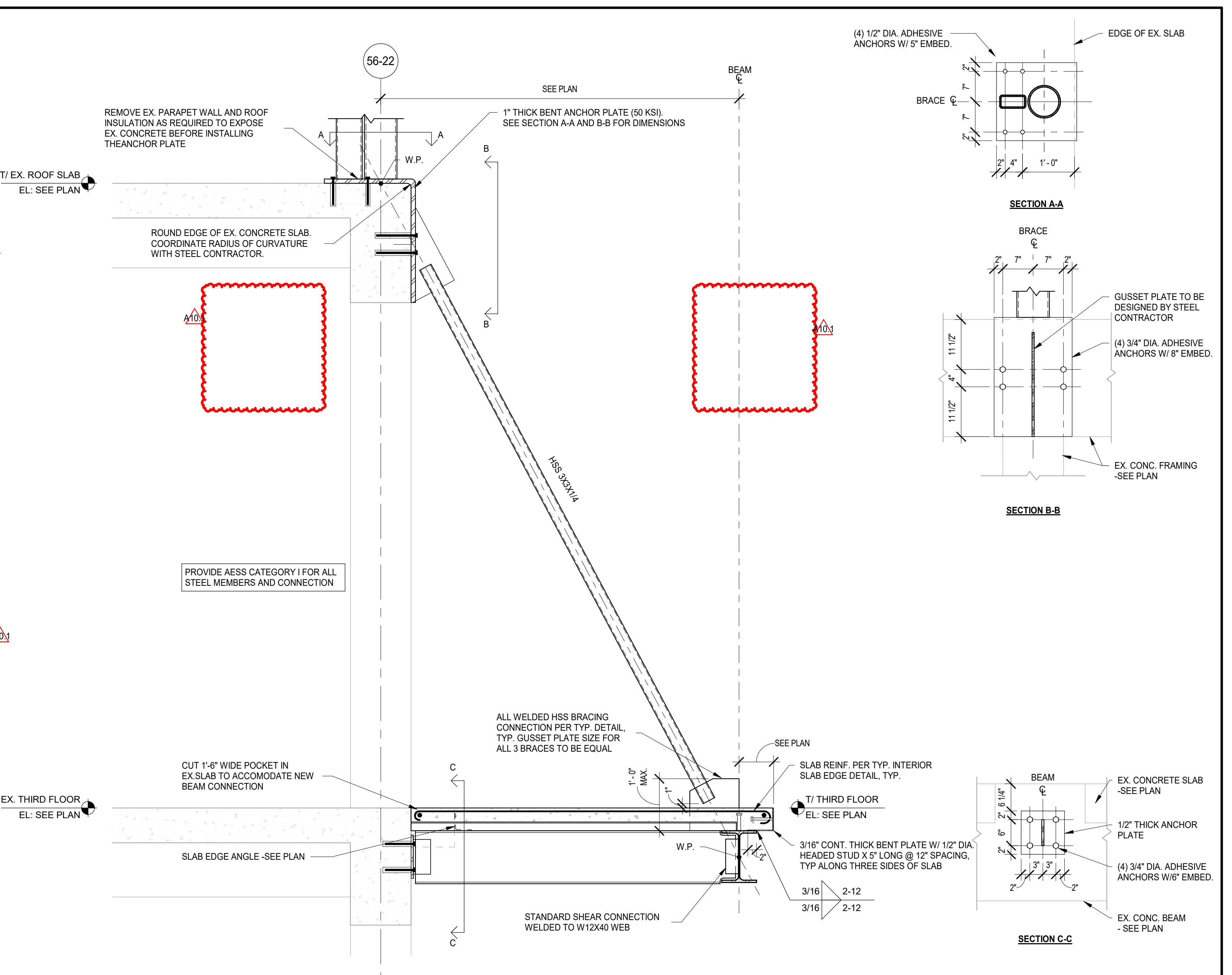
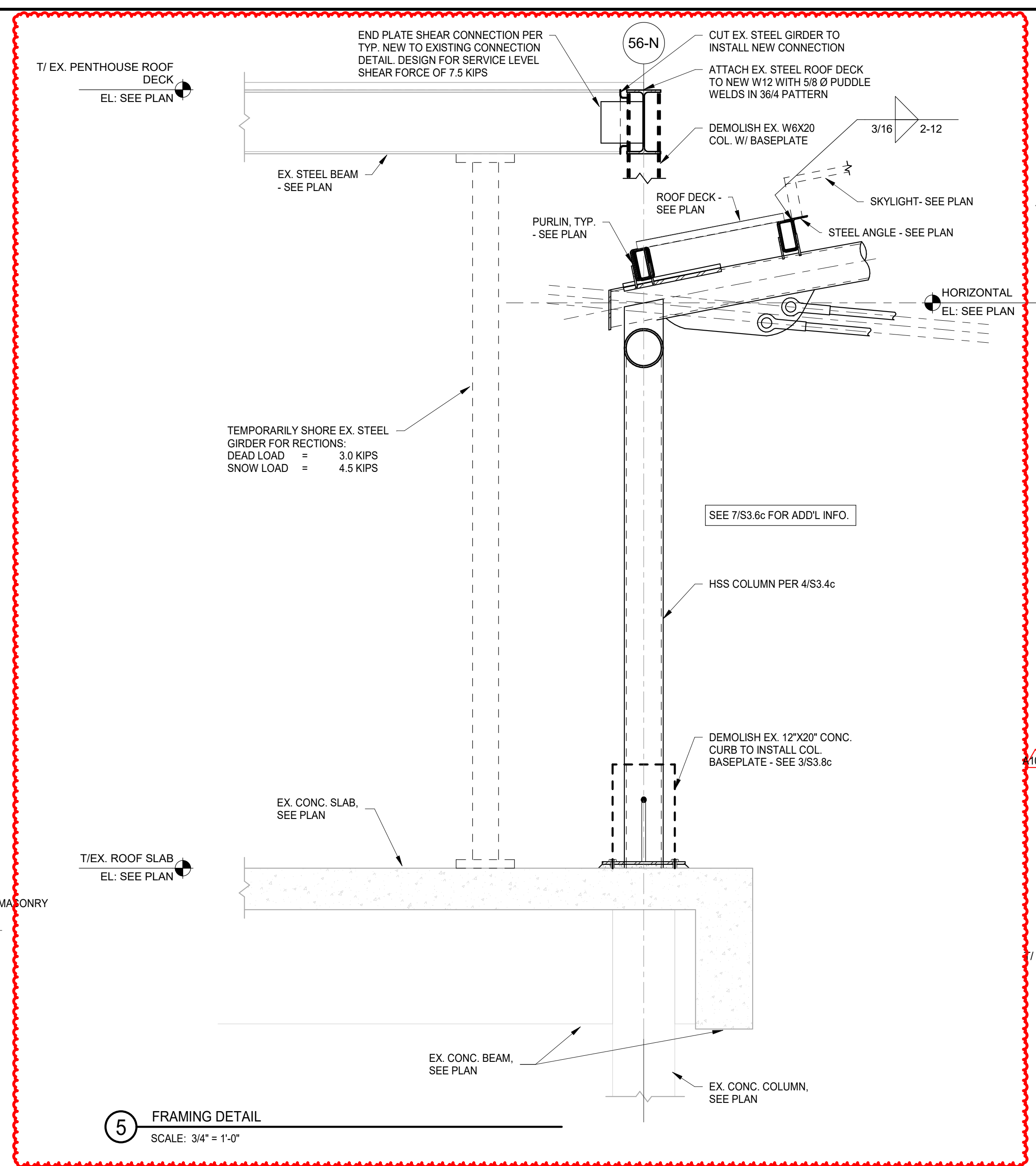


10 FRAMING DETAIL
SCALE: 3/4" = 1'-0"

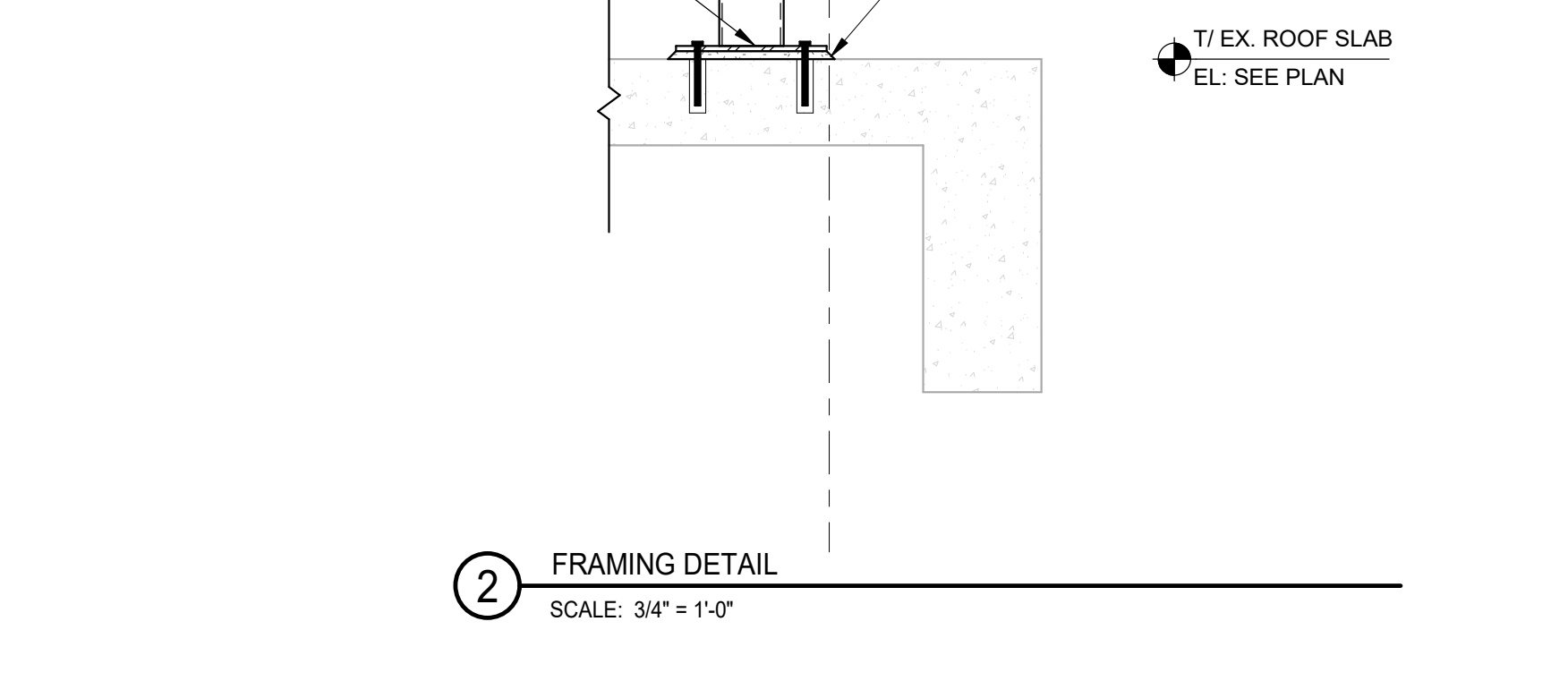
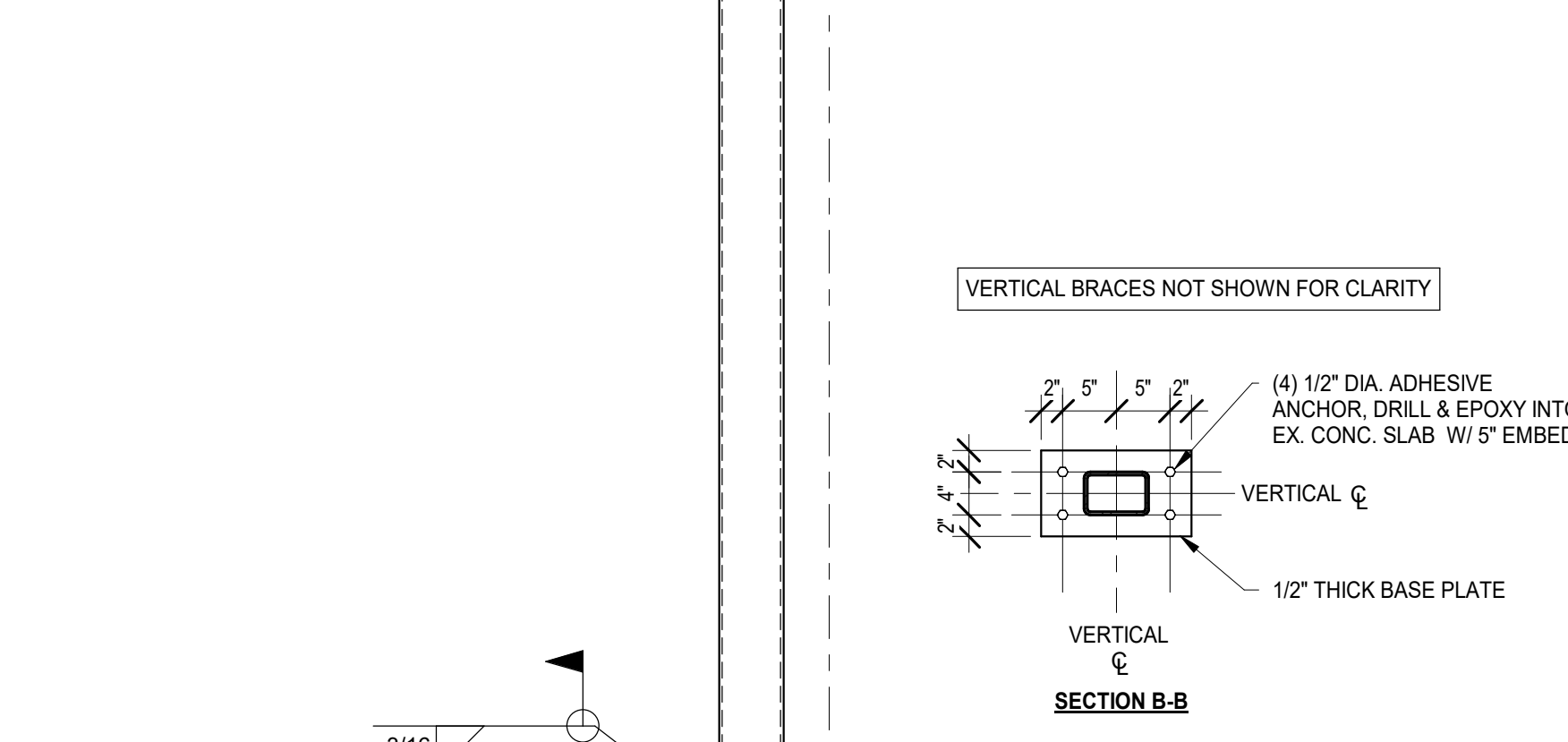
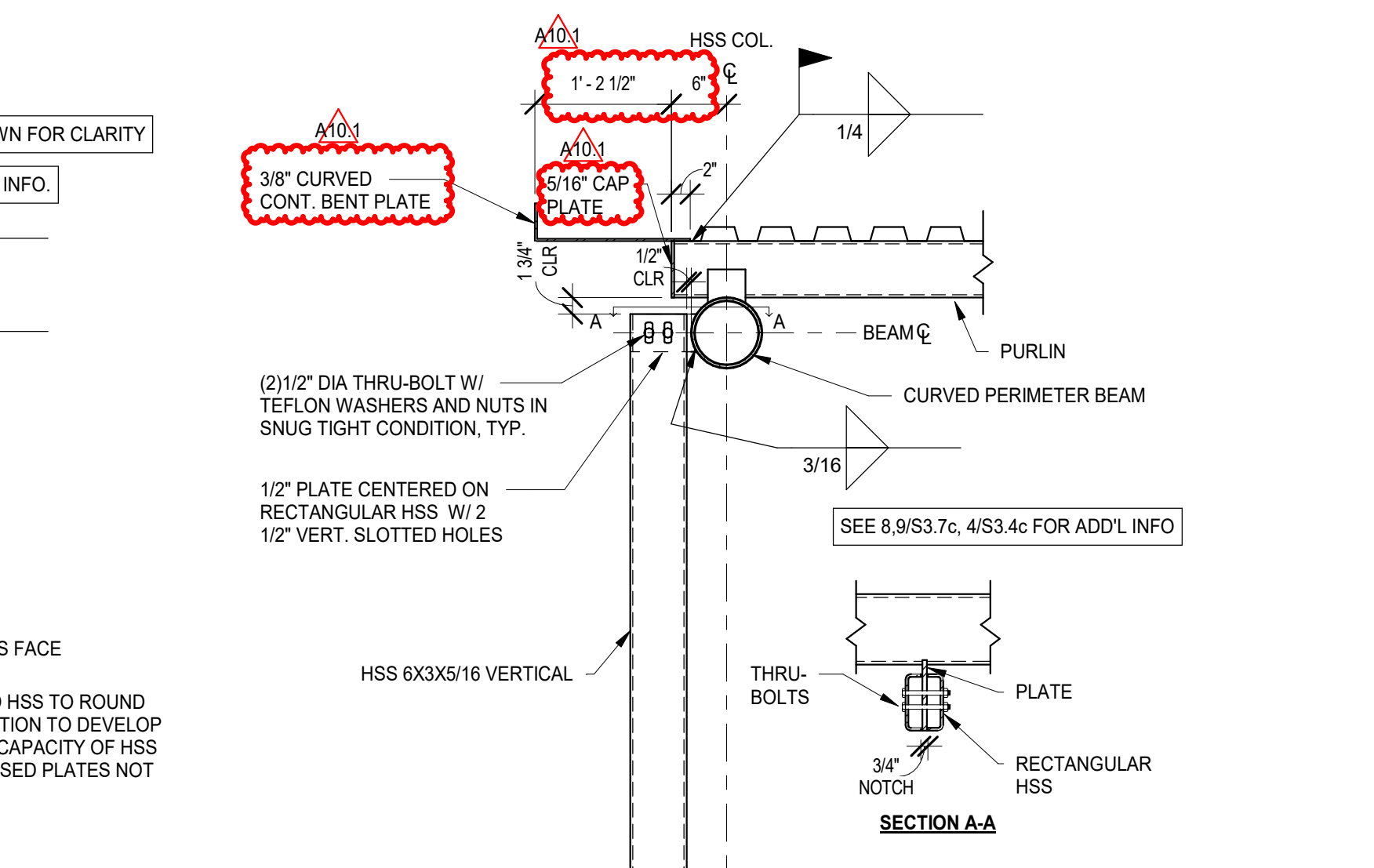
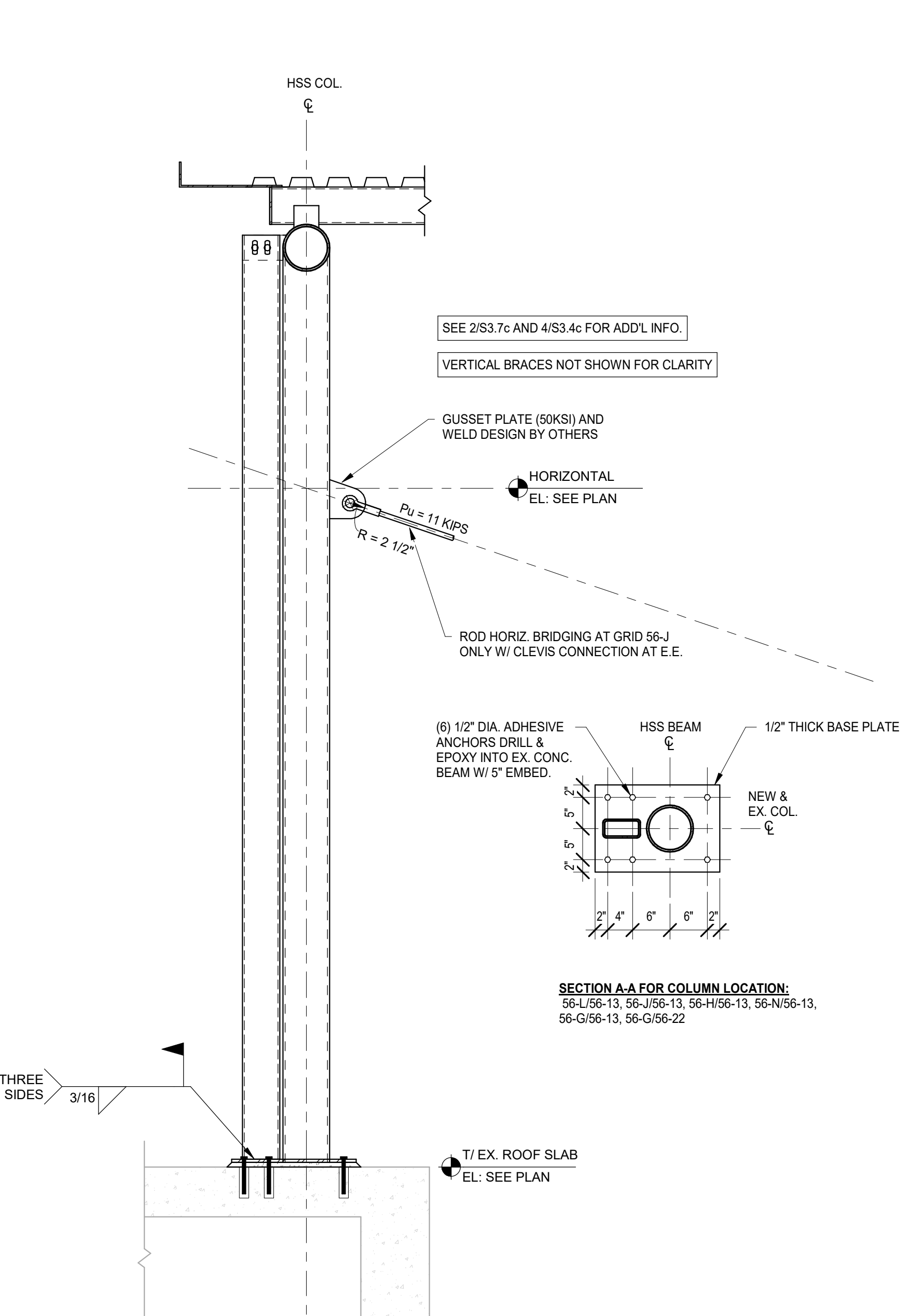
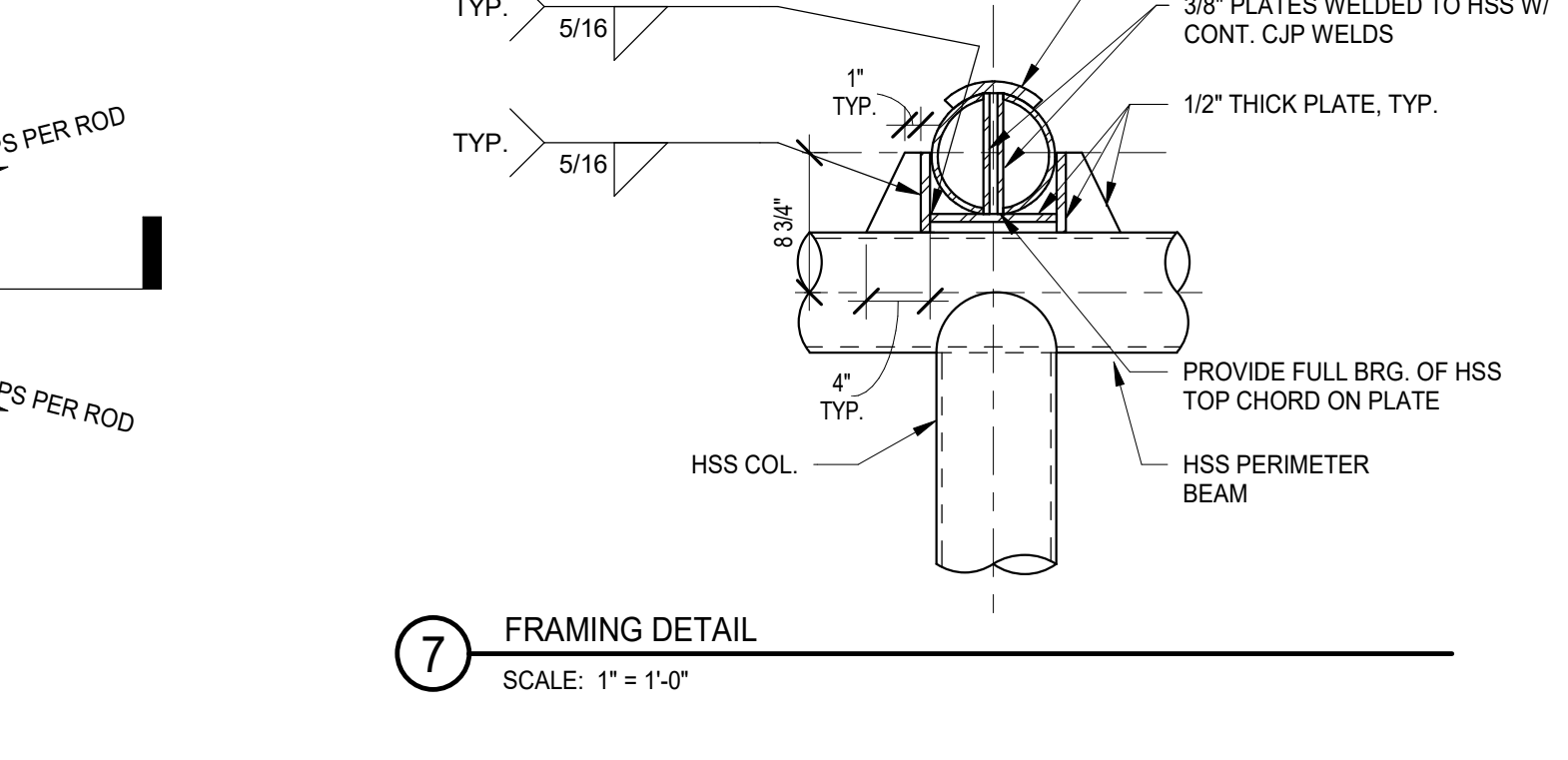
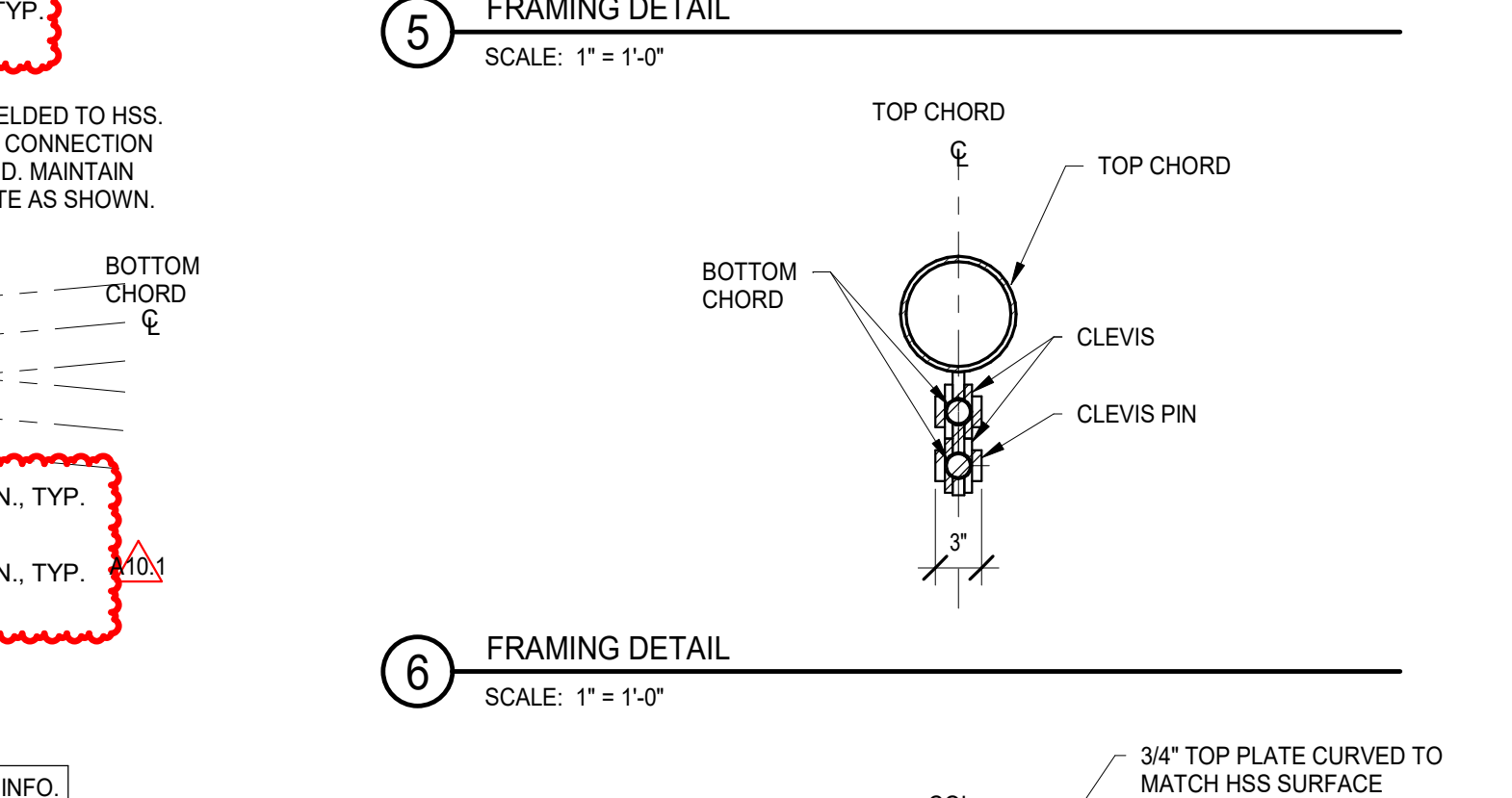
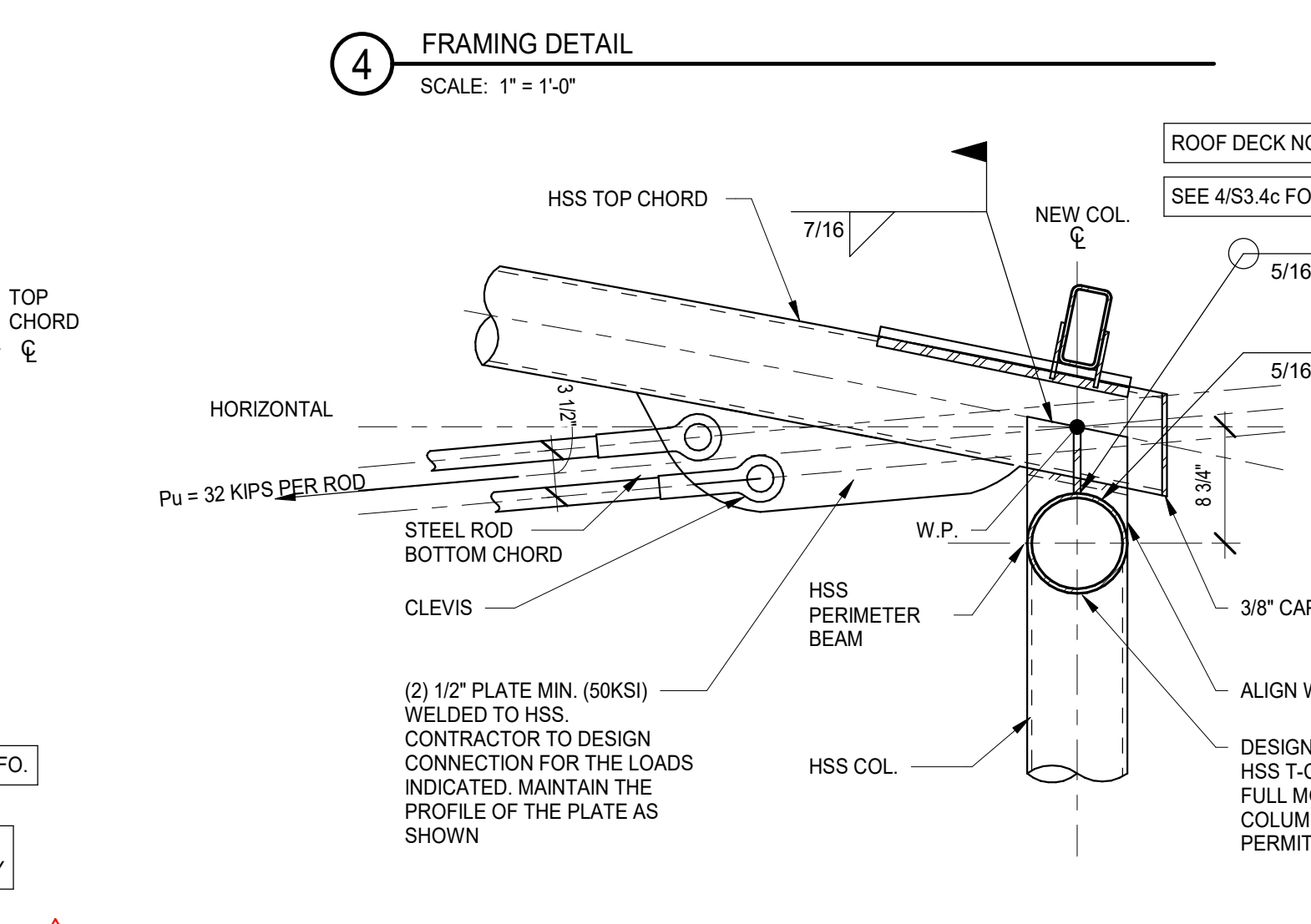
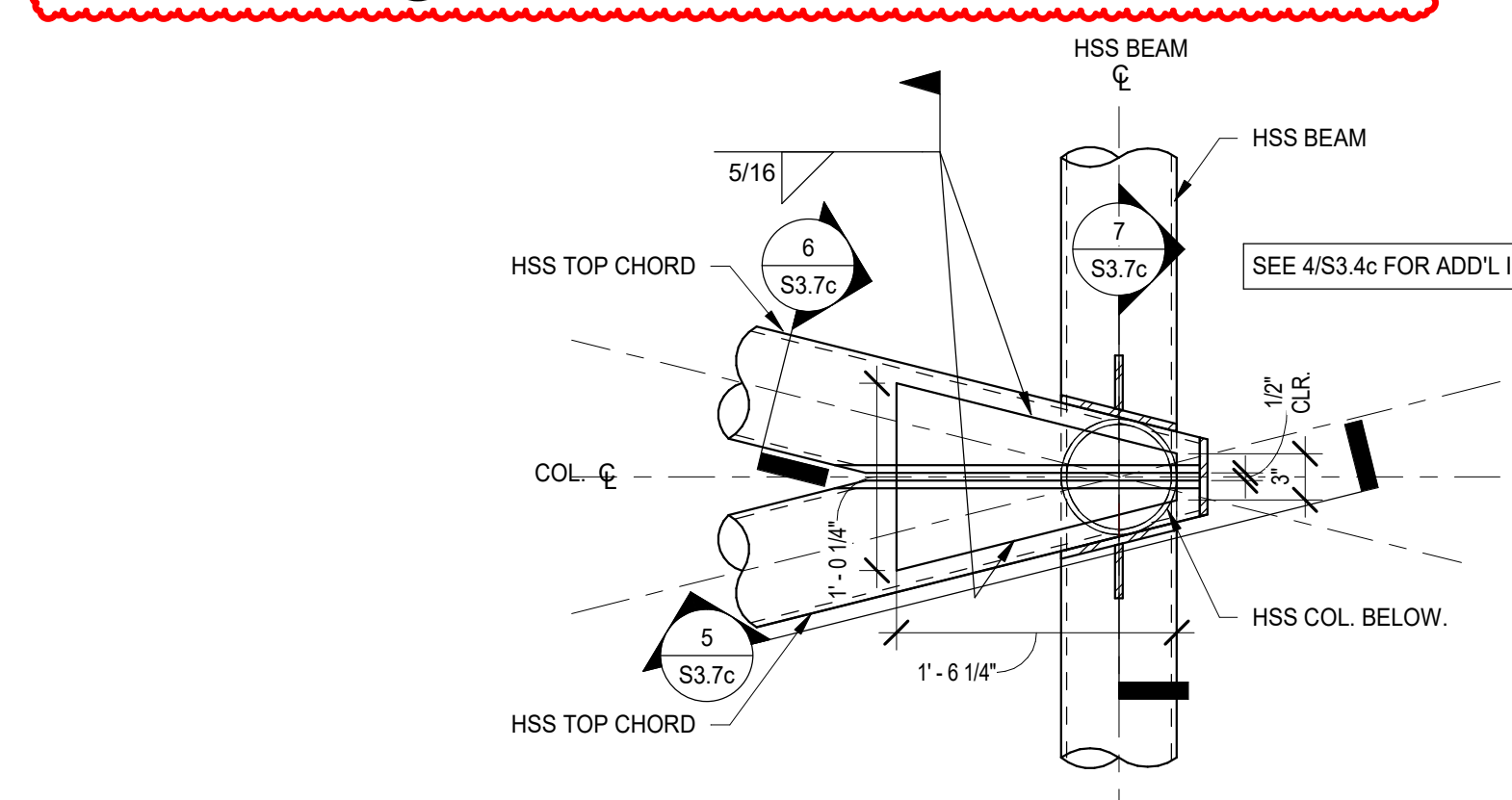
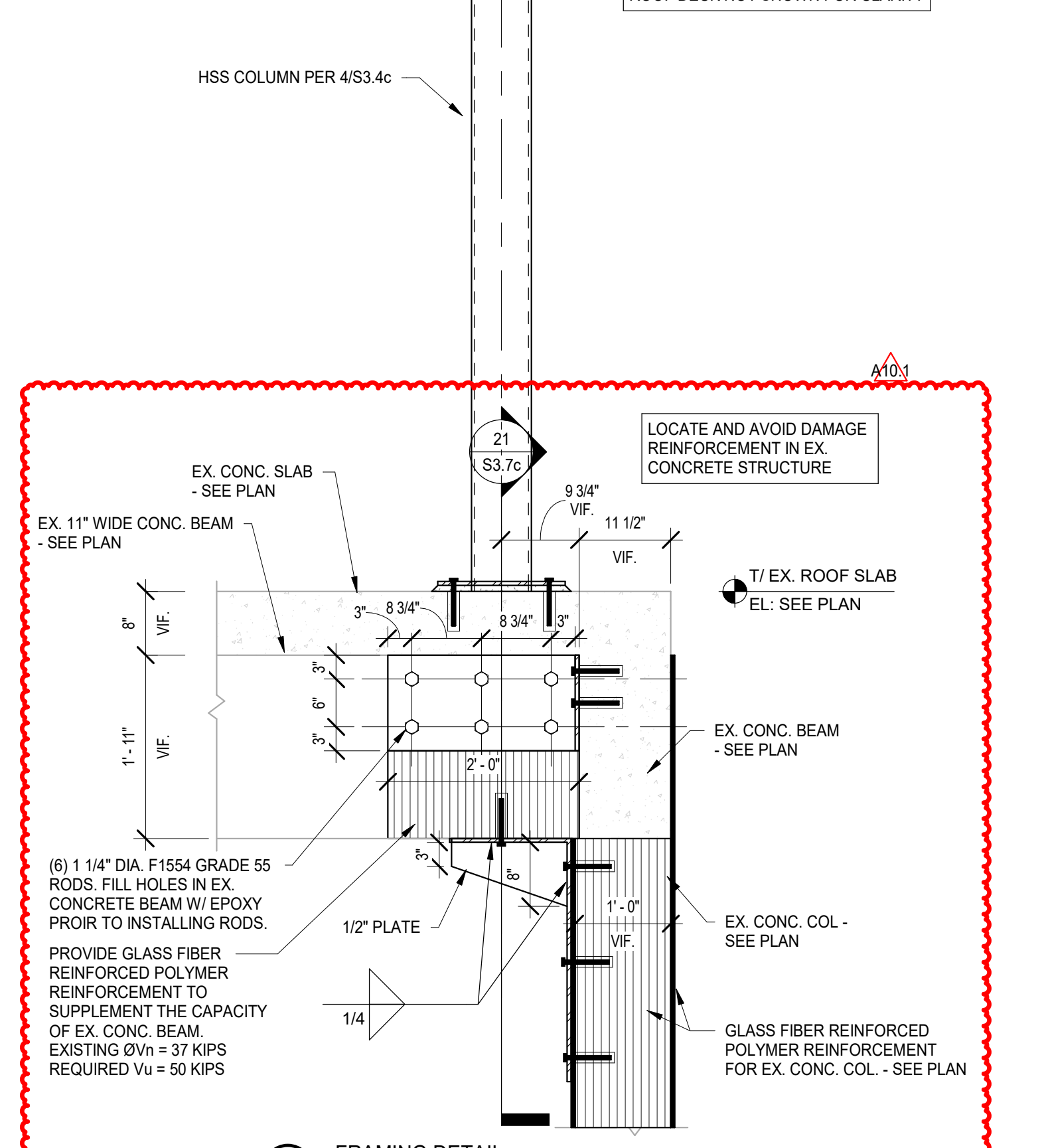
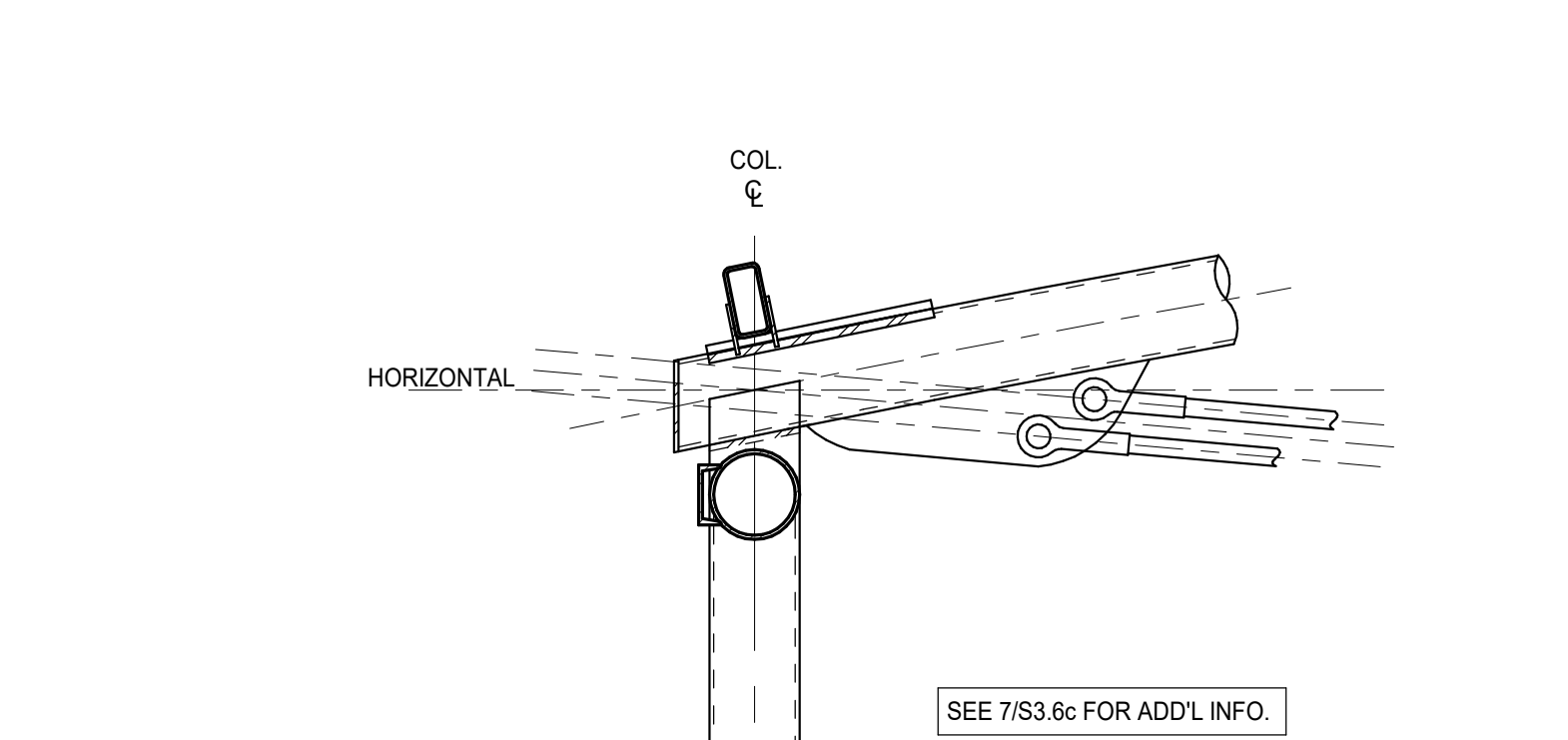
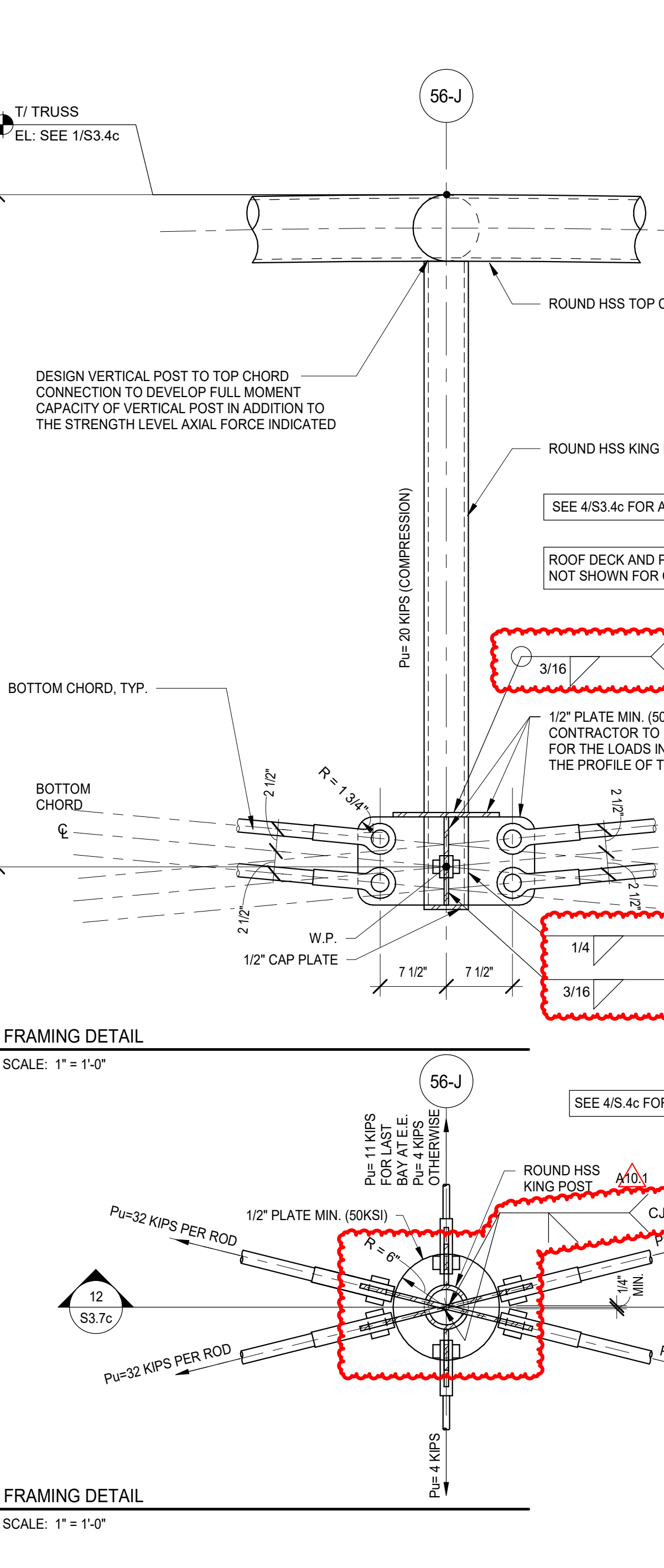
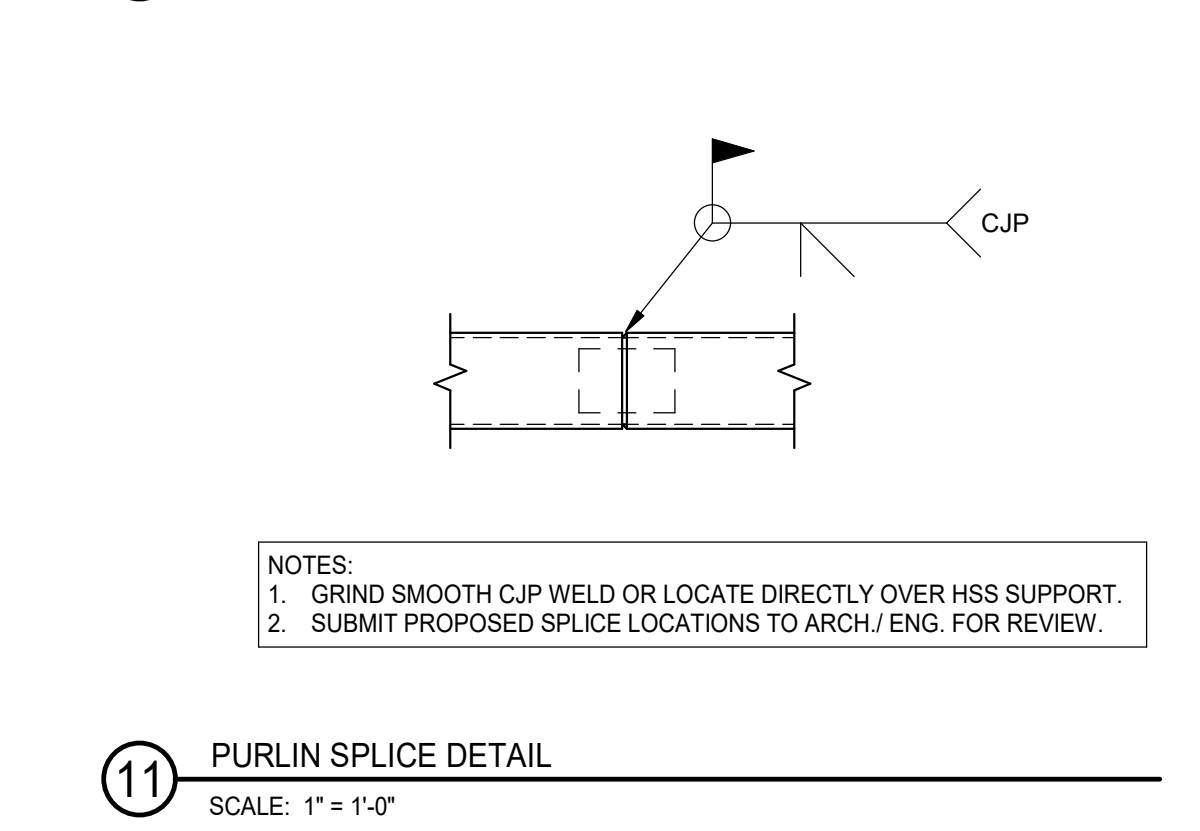
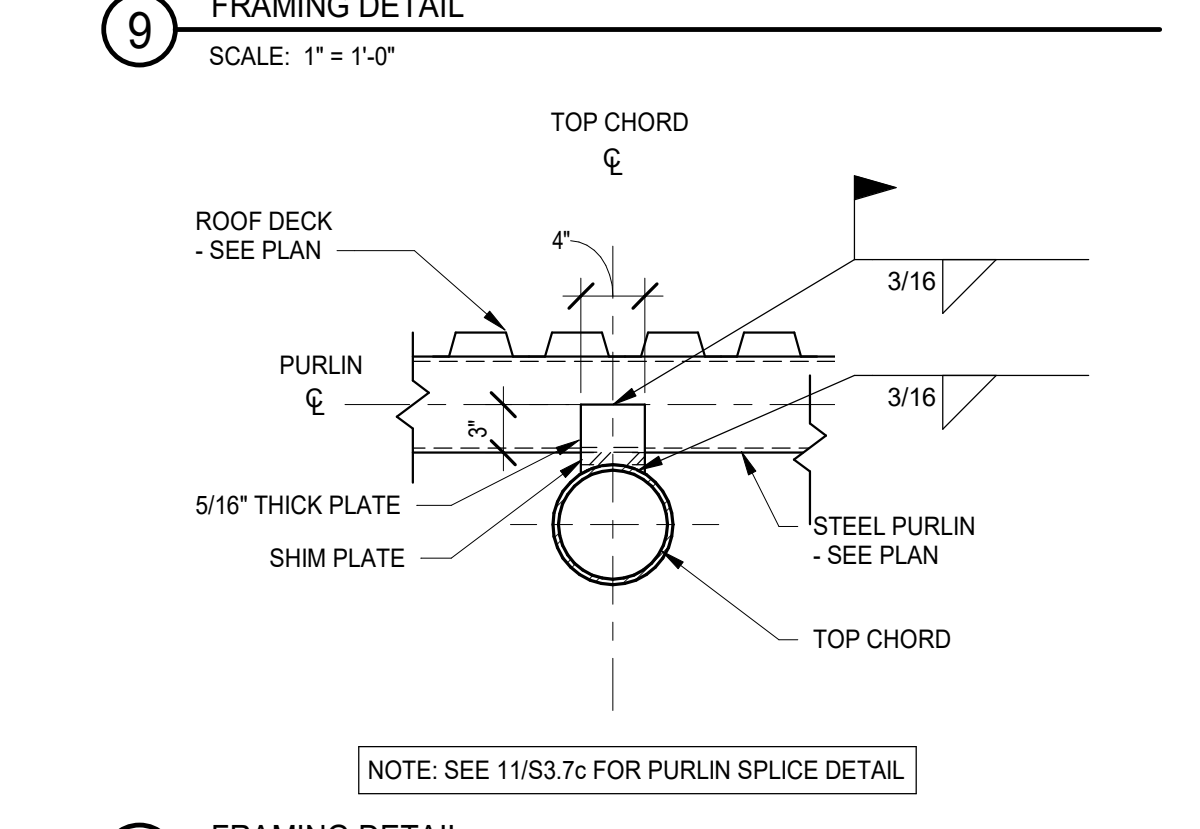
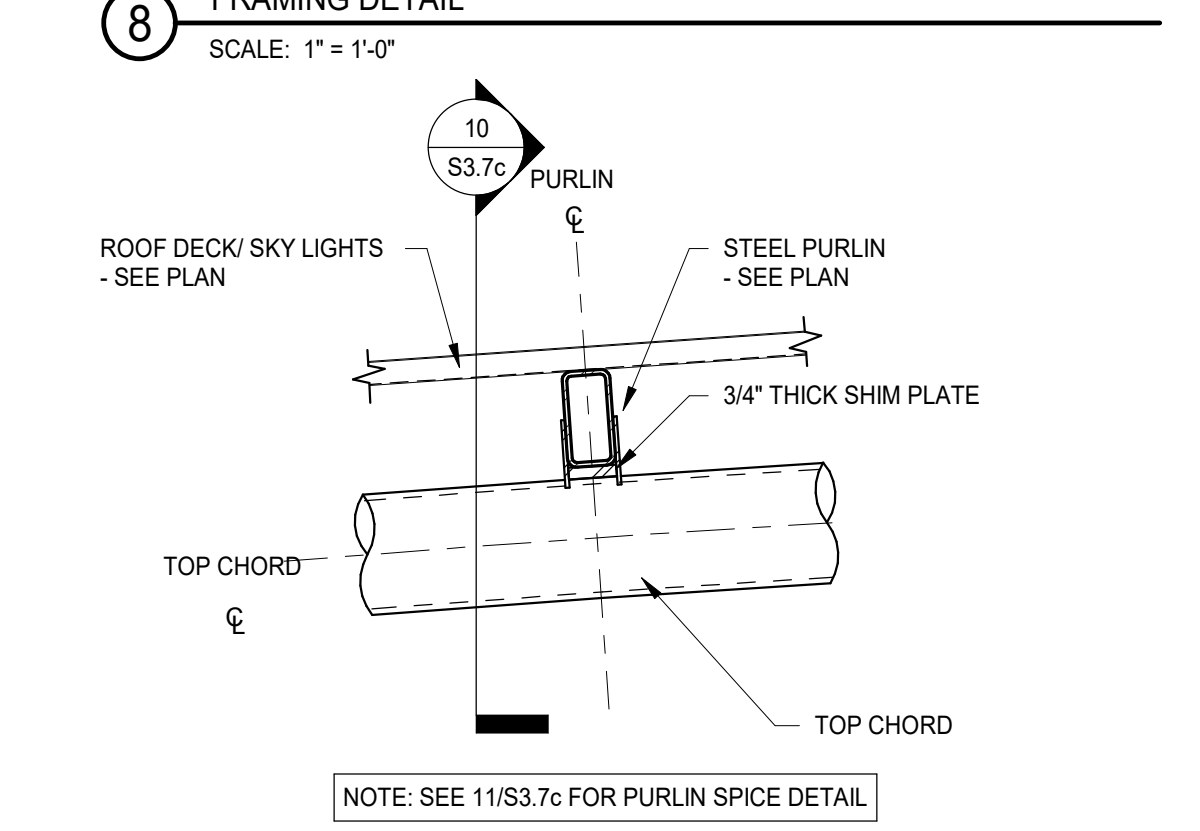
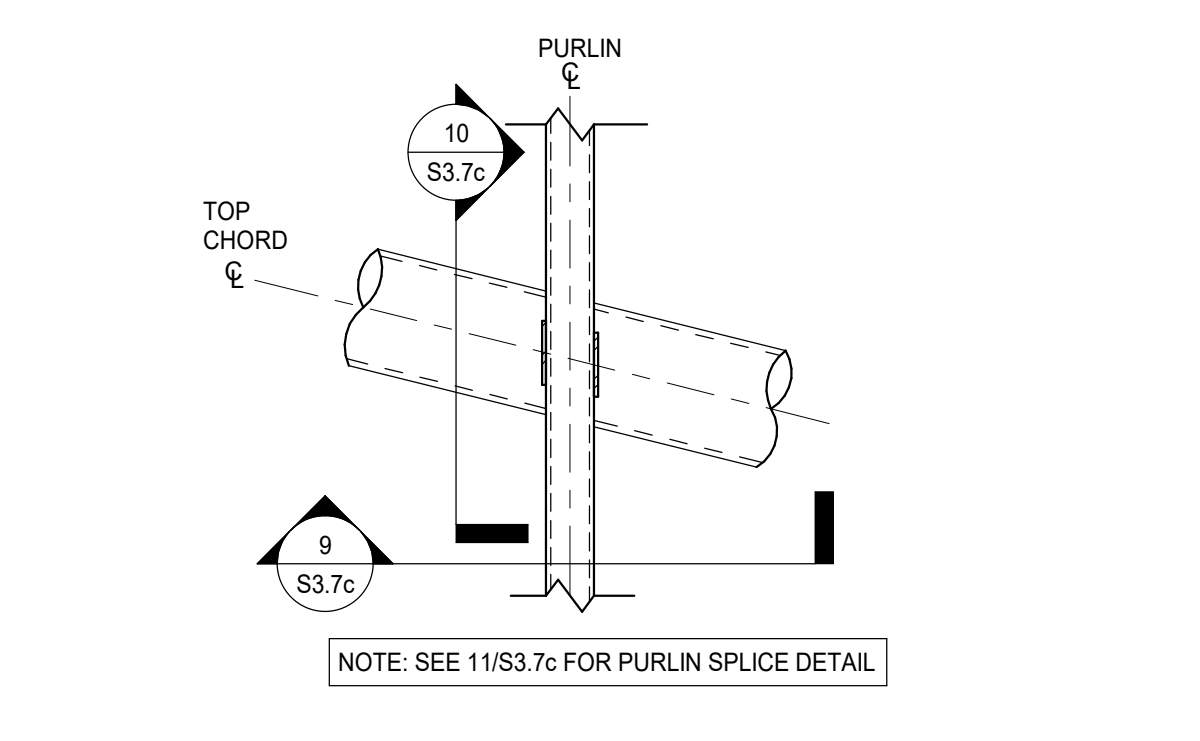
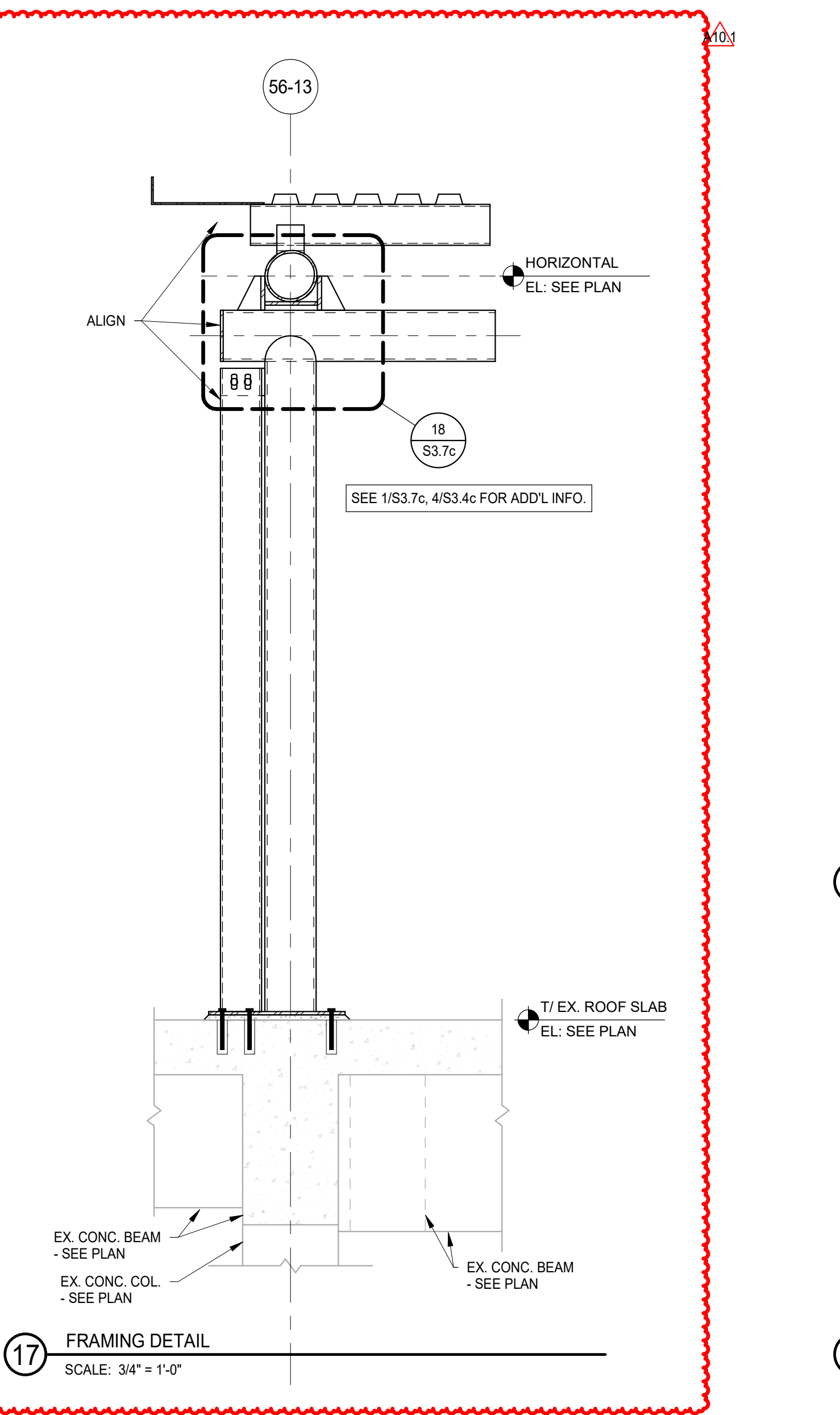
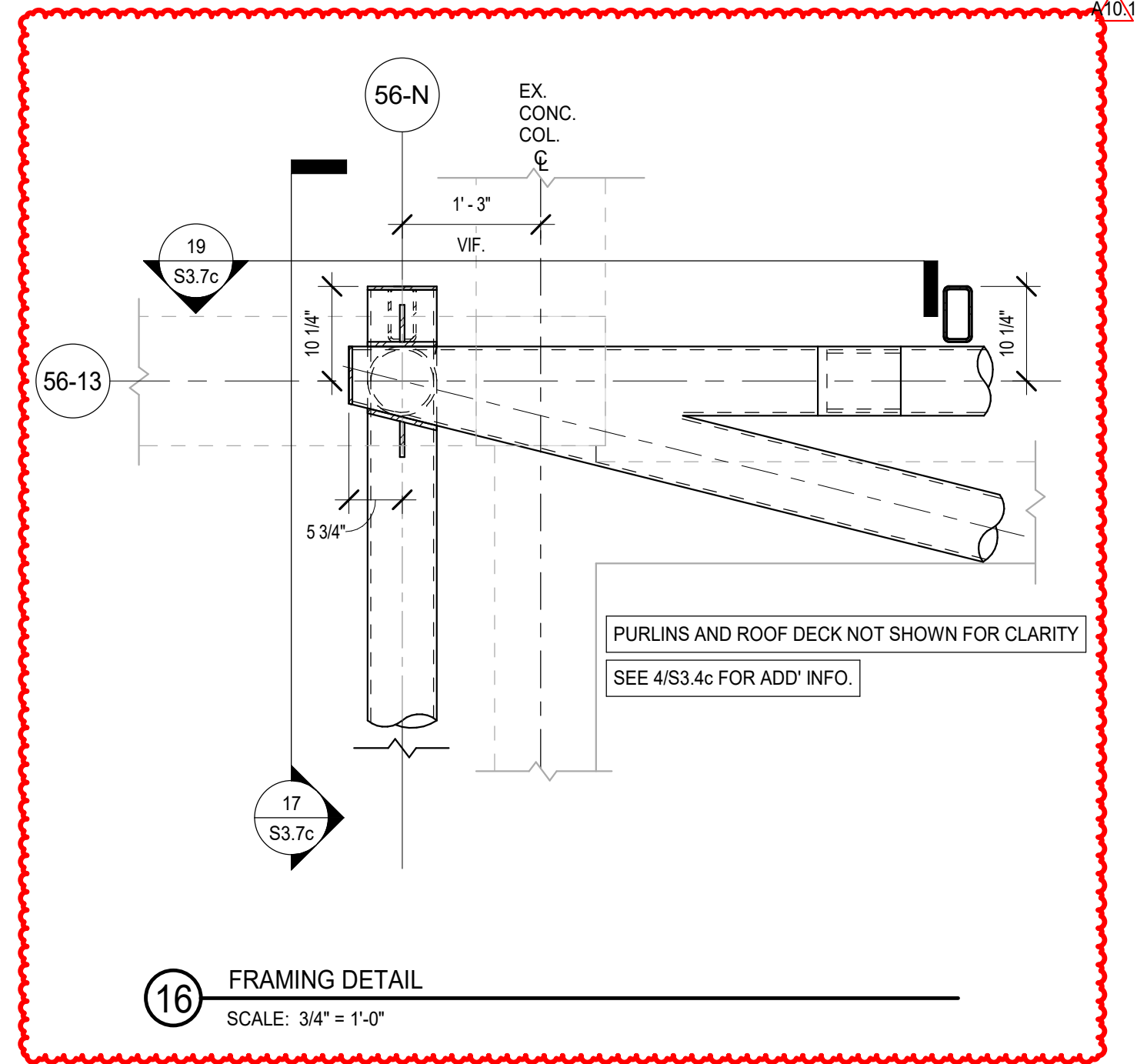
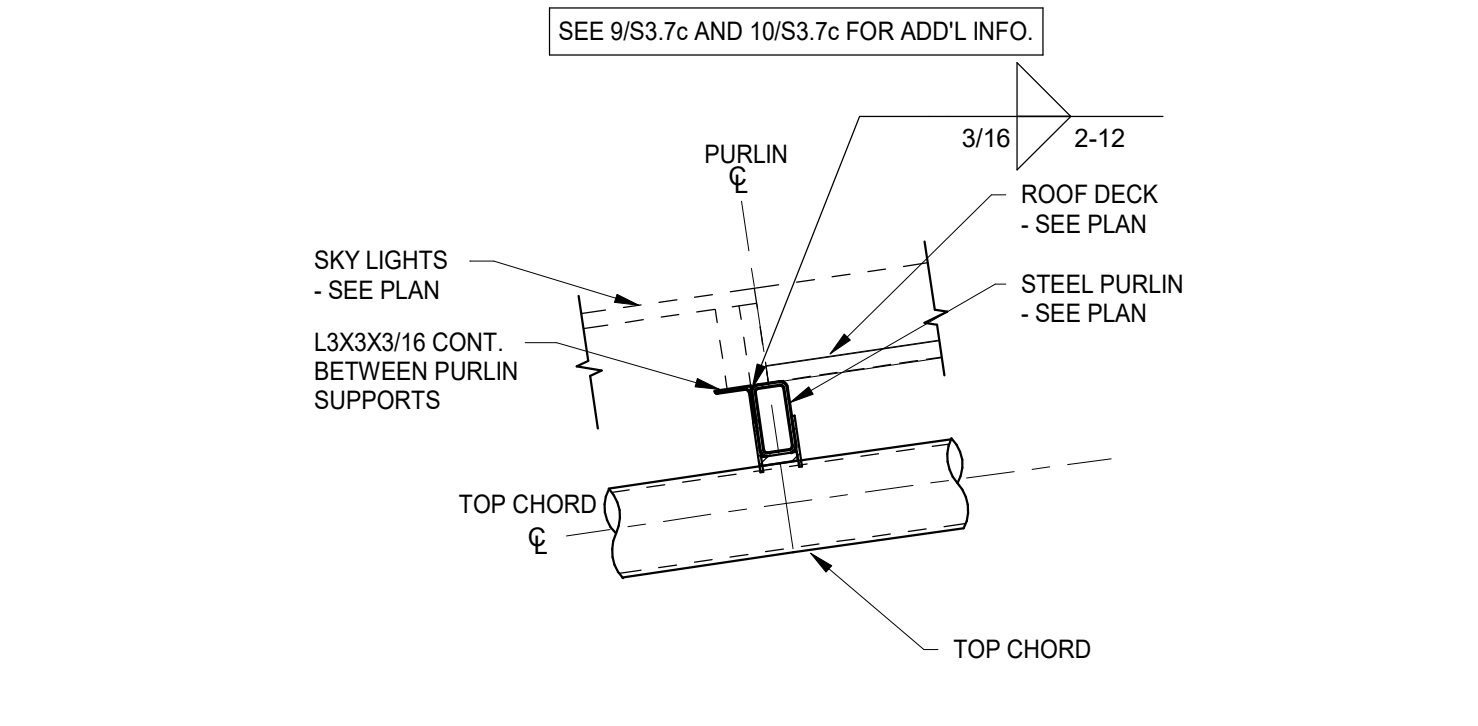
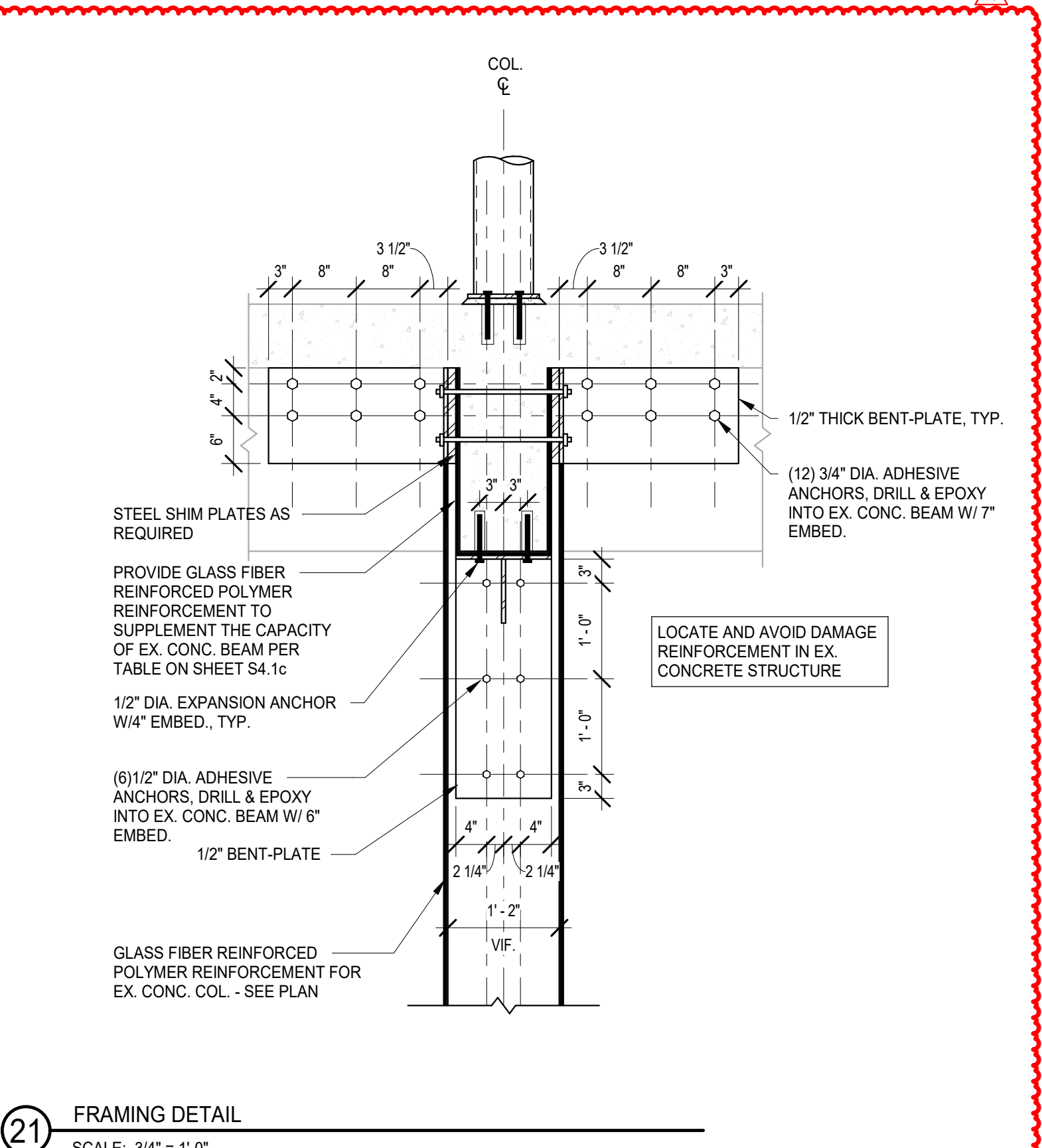
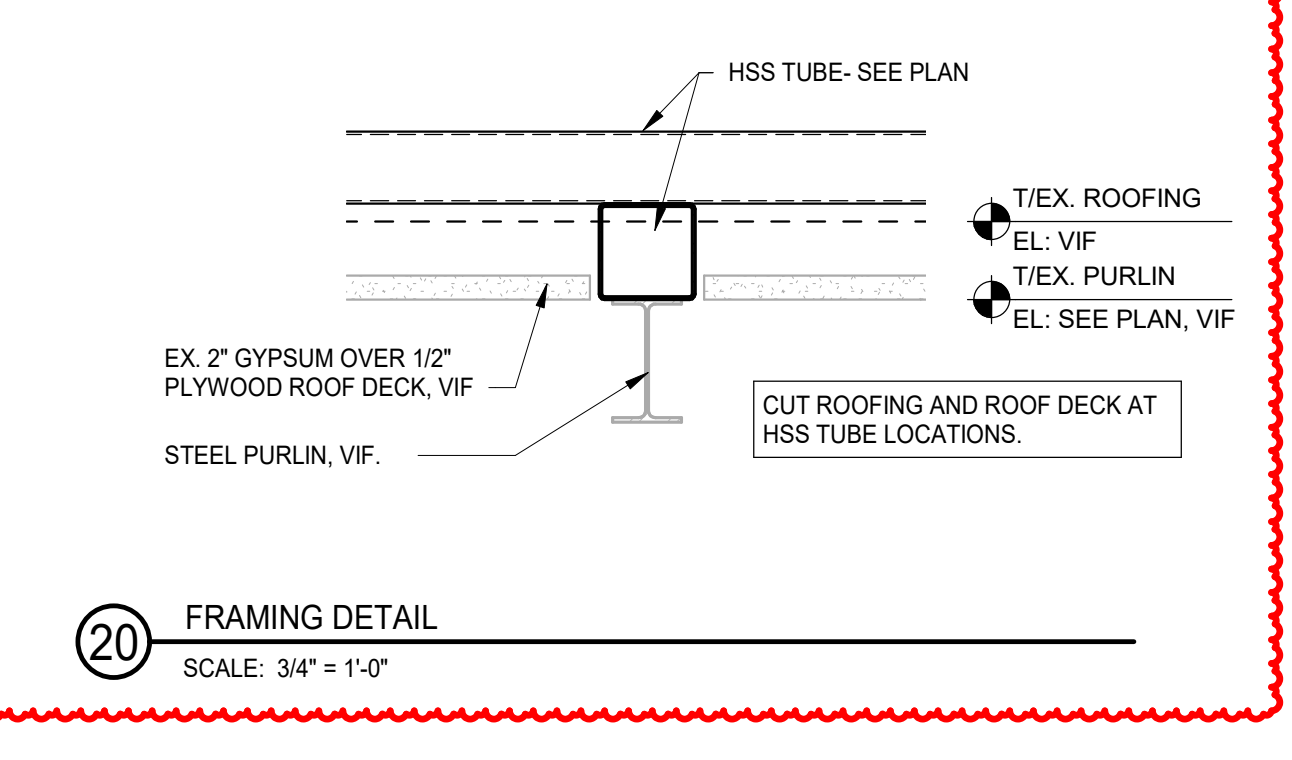
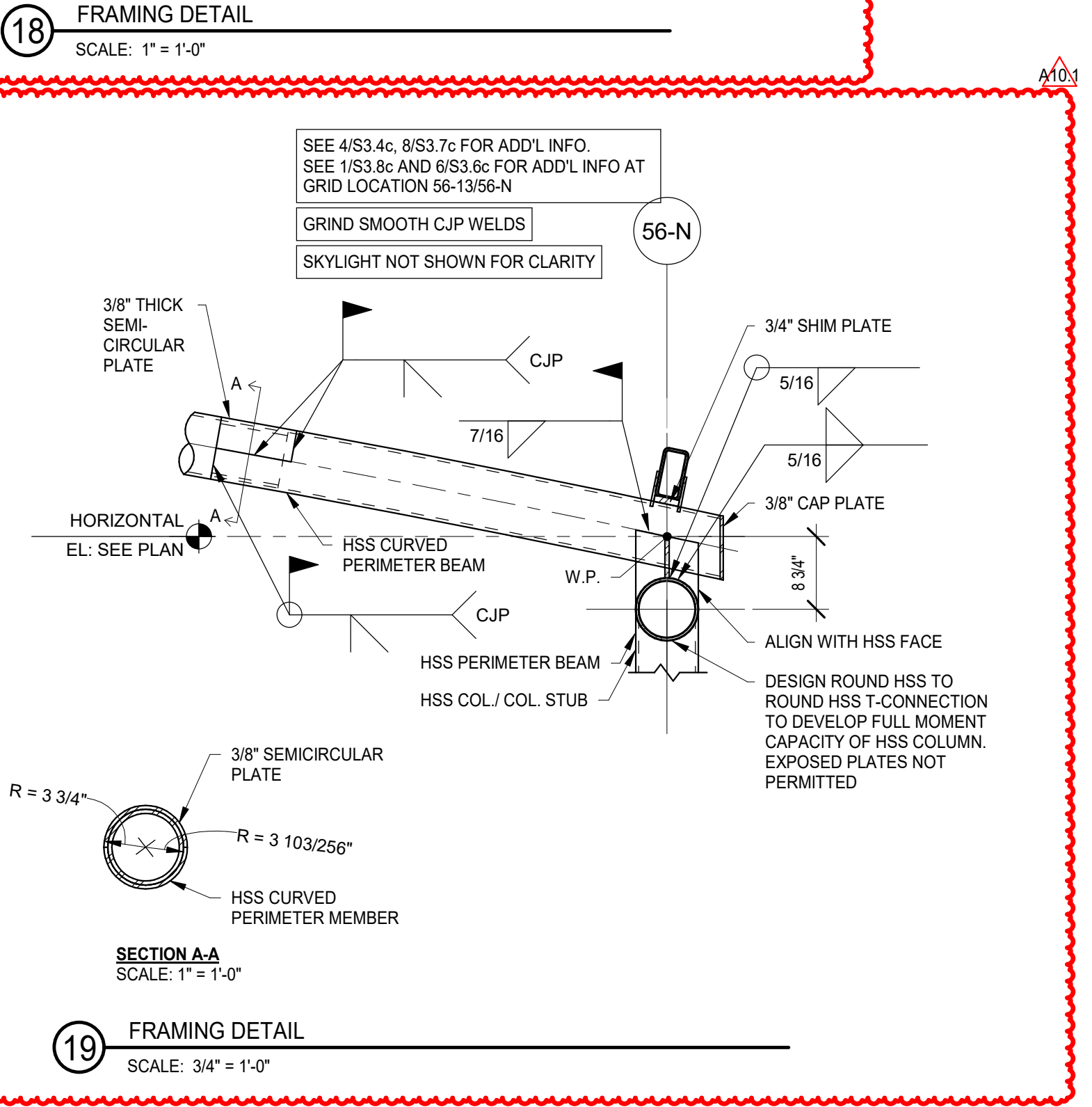
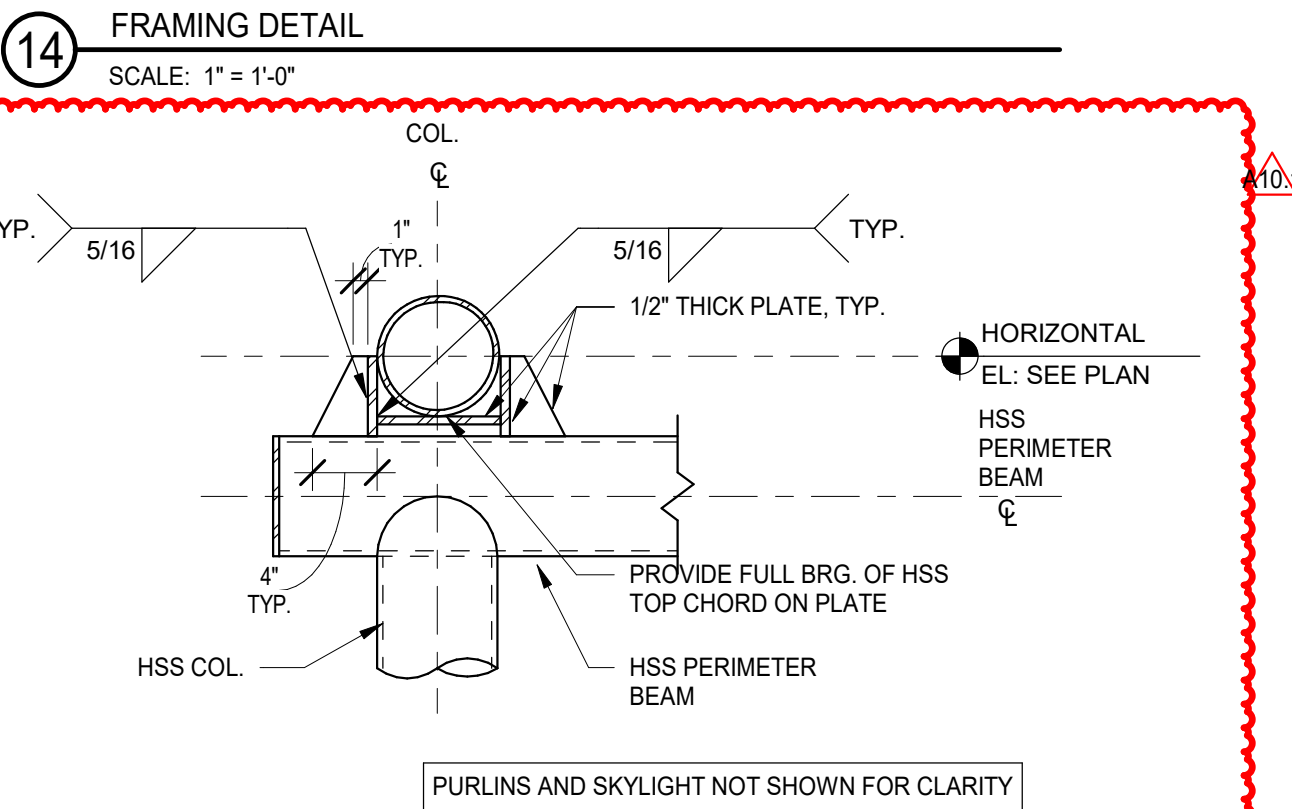
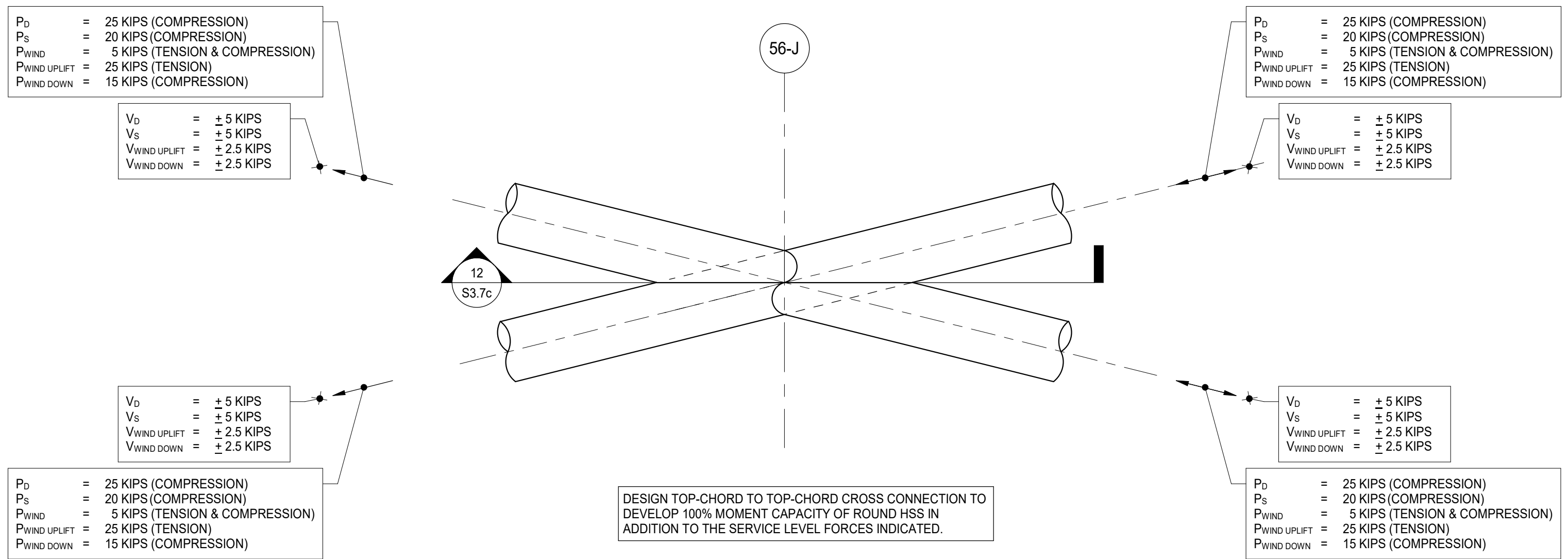


18 FRAMING DETAIL
SCALE: 3/4" = 1'-0"

**NOT FOR
CONSTRUCTION**



12/24/2019 2:50:03 AM
C:\Users\skubam\Documents\11-5274-42_DGN_Sheet_2019_Central_Architects.rvt
Wight & Co. © Copyright 2019 All rights reserved. No part of these documents may be reproduced, stored, or transmitted in any form or by any means, electronic, mechanical, photocopying, recording or otherwise, without the prior written consent of Wight & Co.



NOT FOR CONSTRUCTION

A10.1 BID GROUP 10 - ADDENDUM #1 12.30.2019
 REV ISSUED FOR BID - BID GROUP 10 11.19.2019
 ISSUE DATE

MFP IMPLEMENTATION - NORTH

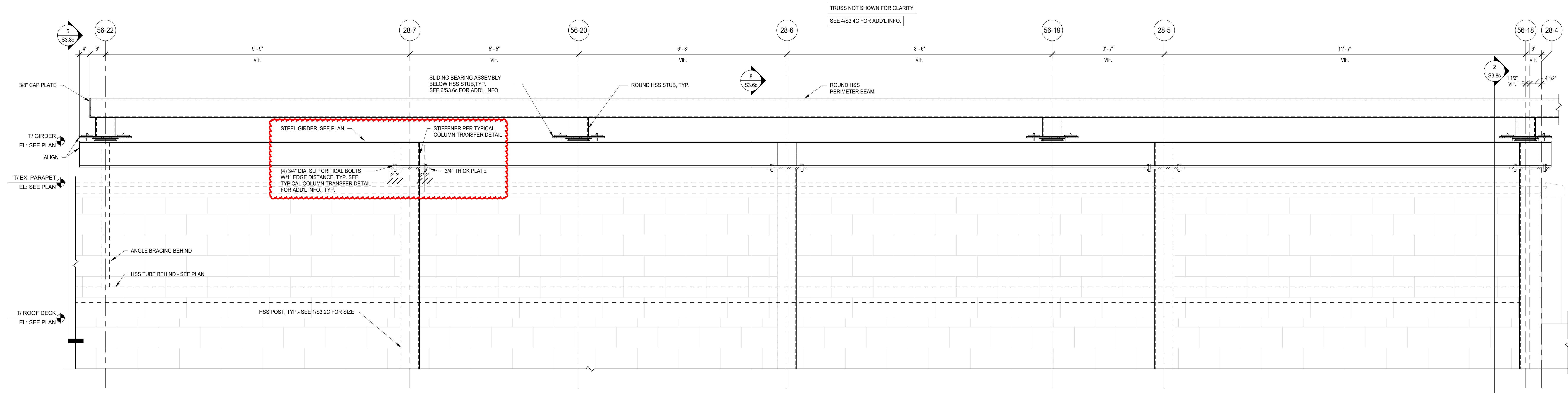
4436 MAIN STREET
 DOWNERS GROVE, IL 60515

NON-TYPICAL SECTIONS AND DETAILS

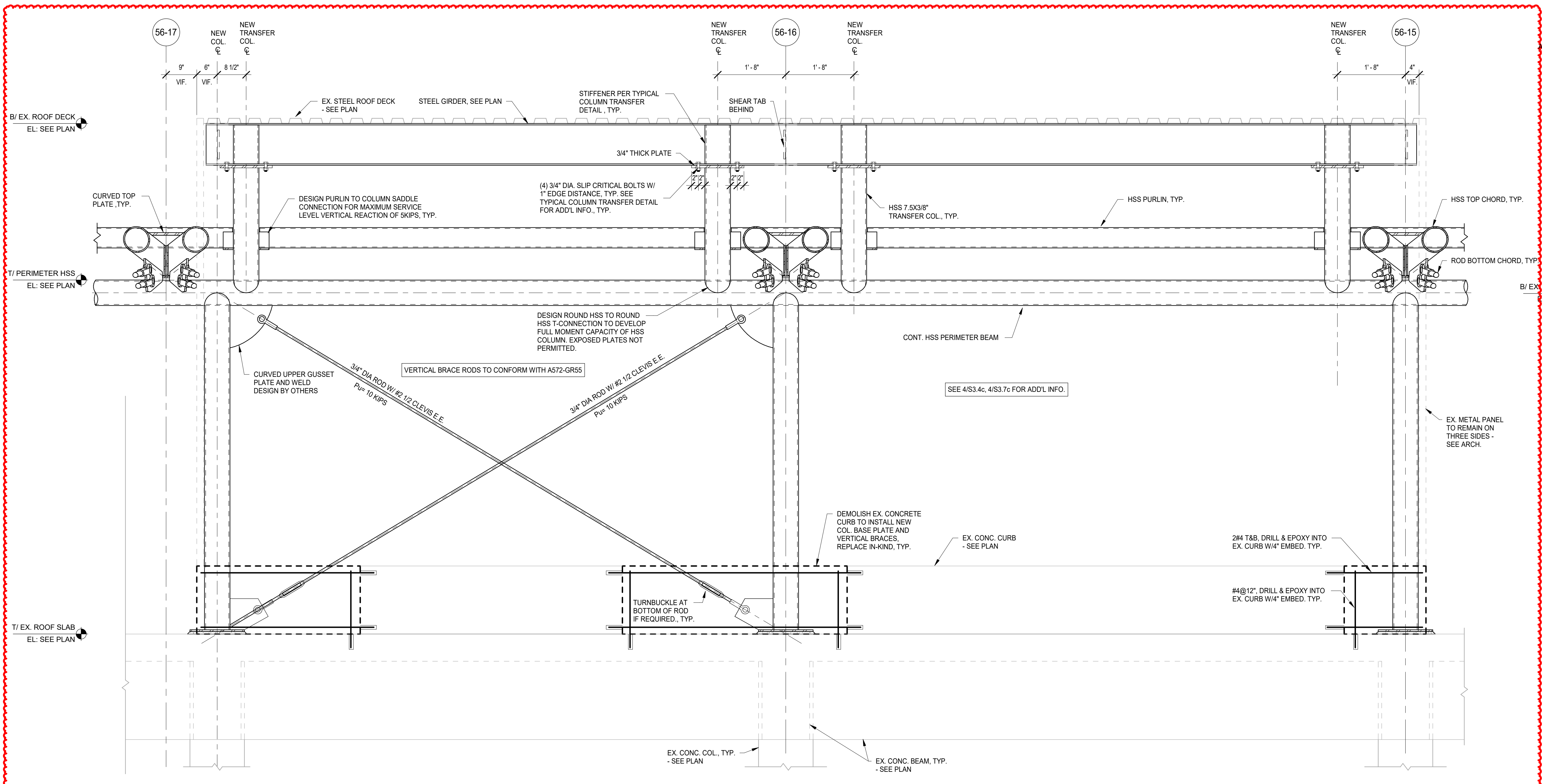
Project Number: 5274-42
 Drawn By: I.K.
 Sheet:

S3.7c

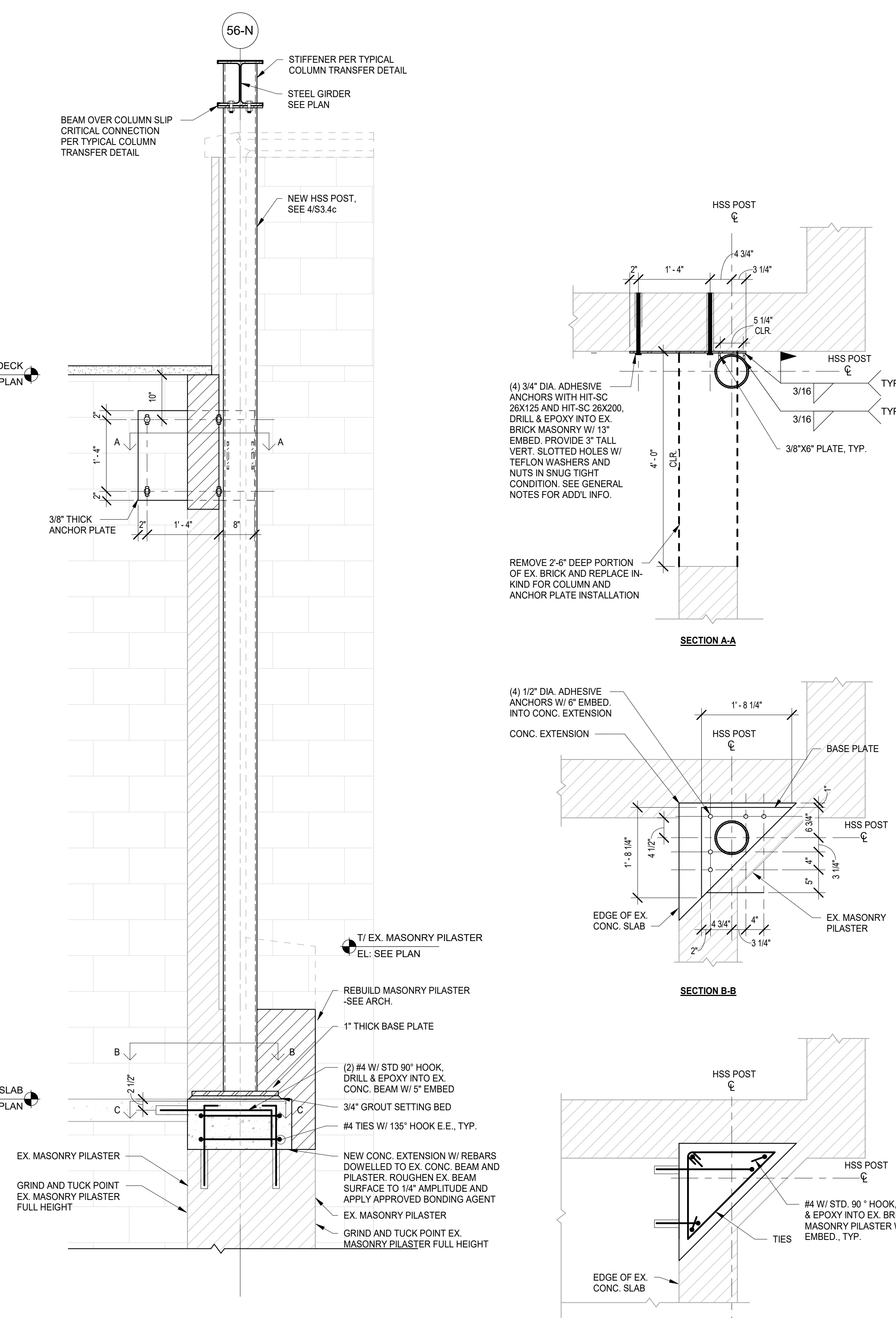
1/24/2019 10:04 AM
 C:\Users\jshank\Documents\11-2714-42_DGN_Sheet_2019_Central_Architectural\Wight & Co.



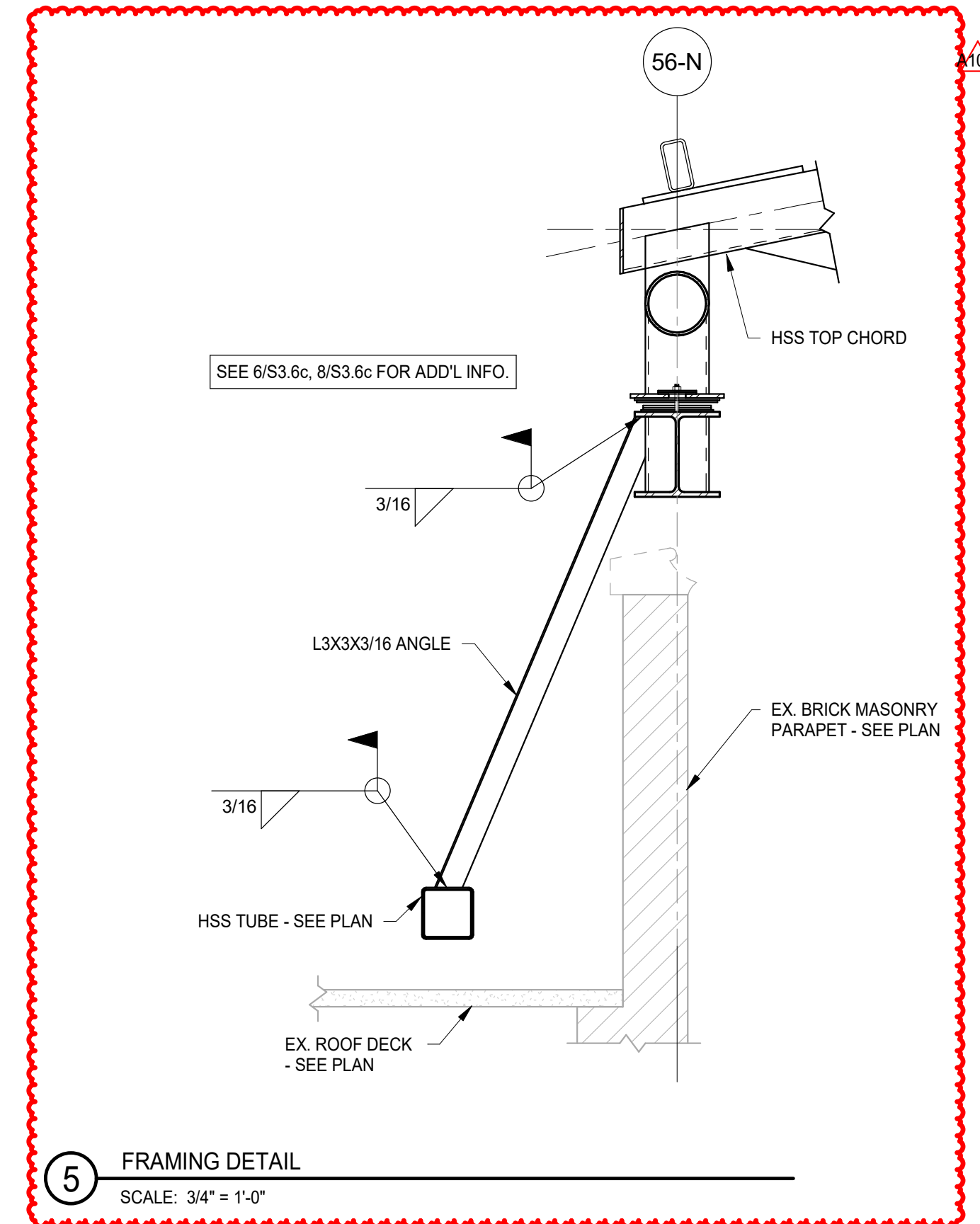
1 FRAMING DETAIL
SCALE: 3/4" = 1'-0"



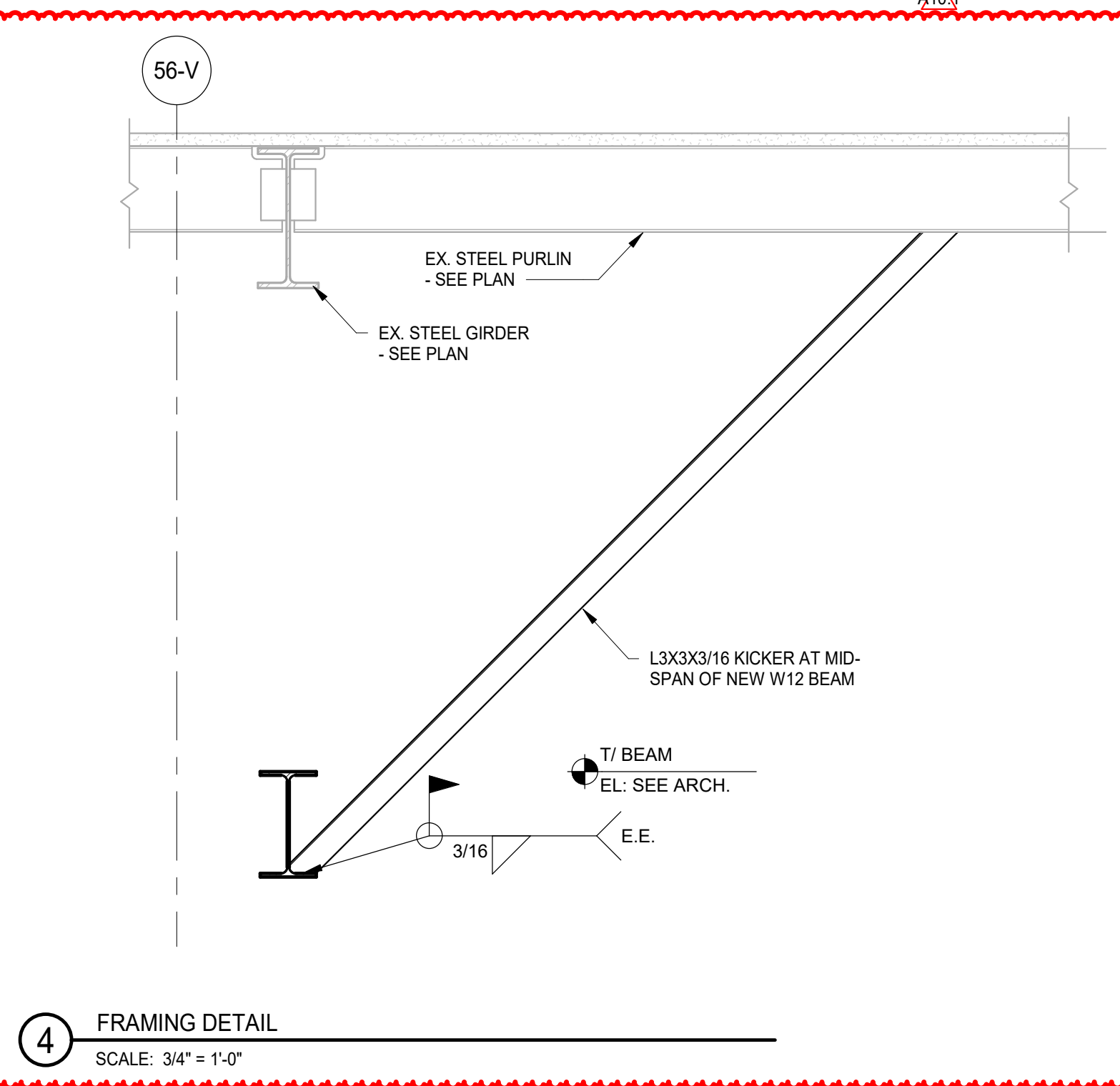
3 ELEVATION
SCALE: 3/4" = 1'-0"



2 FRAMING DETAIL
SCALE: 3/4" = 1'-0"



5 FRAMING DETAIL
SCALE: 3/4" = 1'-0"



4 FRAMING DETAIL
SCALE: 3/4" = 1'-0"

**NOT FOR
CONSTRUCTION**

**MFP
IMPLEMENTATION -
NORTH**

4436 MAIN STREET
DOWNERS GROVE, IL 60515

**NON-TYPICAL SECTIONS
AND DETAILS**

Project Number:
5274-42
Drawn By:
I.K.
Sheet:

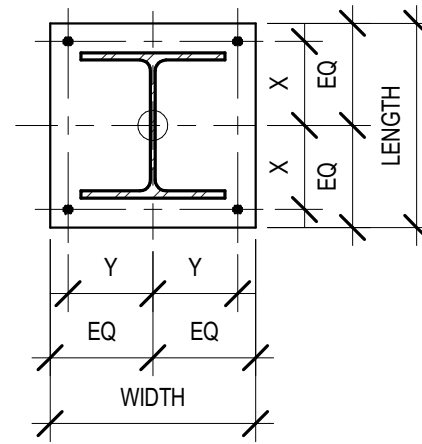
S3.8c

1/24/2019 7:50:05 AM
C:\Users\skubank\Documents\11-5274-42_DCN_Shec_2019_Central_Architects.rvt
Wight & Co. © Copyright 2019 All rights reserved. No part of these documents may be reproduced, stored, or transmitted in any form or by any means, electronic, mechanical, photocopying, recording, or otherwise, without the prior written consent of Wight & Co.

COLUMN SCHEDULE

NEW ROOF PERIMETER BEAM EL. SEE PLAN				
ROOF EL. SEE PLAN				
3RD FLOOR EL. SEE PLAN				
2ND FLOOR EL. SEE PLAN				
1ST FLOOR EL. SEE PLAN				
COLUMN LOCATION	56-271C-B NEAR 56-2799-C NEAR	C-2799-C NEAR	C-156-H C-196-C NEAR, 56-2656-H	C-33C-A, C-356-L, C-356-H
COLUMN SIZE	W14X88	W10X33	HSS60X114	HSS10X10X3/8
BASE PLATE TYPE	TYPE 1	TYPE 1	TYPE 1	TYPE 1
LENGTH (in.)	20	18	12	18
WIDTH (in.)	16	14	12	18
X (in.)	8	6	4	6.5
Y (in.)	6	5	4	6.5
T (in.)	3/4	3/4	3/4	3/4
# OF RODS	4	4	4	4
ROD Ø (in.)	1/2	1/2	1/2	1/2
EMBED DEPTH (in.)	12	12	12	12

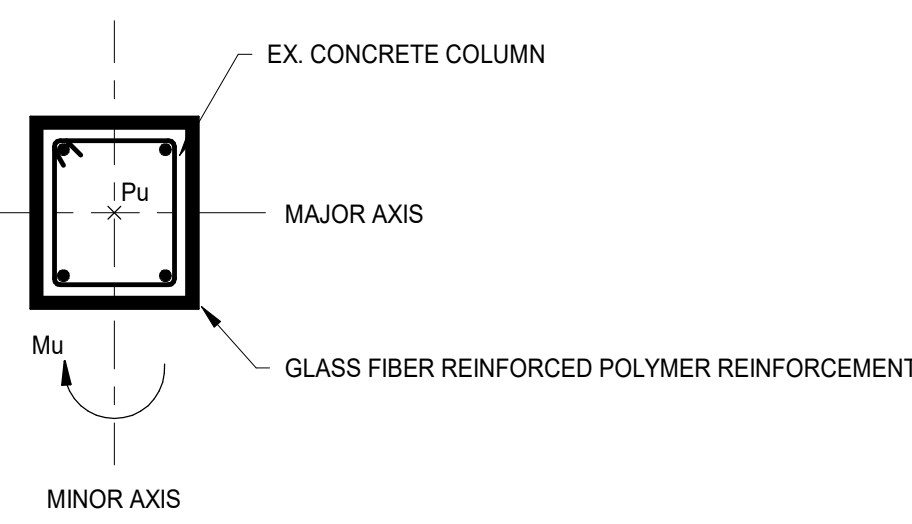
- NOTES:
 1. REFER TO S2 SERIES PLANS FOR SPECIFIC LOCATIONS OF COLUMNS
 2. SEE TYPICAL DETAILS FOR ADDITIONAL COLUMN BASE PLATE INFORMATION



BASE PLATE TYPE 1 (4 ANCHOR BOLTS)

EXISTING CONCRETE COLUMN REINFORCEMENT SCHEDULE

EX. COLUMN LOCATION	STOREY	COLUMN SIZE	MAJOR AXIS ORIENTATION	EXISTING ØP _h (KIP)	EXISTING ØM _h (KIP-FT) ABOUT MAJOR AXIS	EXISTING ØM _t (KIP-FT) ABOUT MINOR AXIS	REQUIRED P _h (KIP)	REQUIRED M _h (KIP-FT) ABOUT MAJOR AXIS	REQUIRED M _t (KIP-FT) ABOUT MINOR AXIS
56-G/56-20	3RD TO ROOF	12X14	E-W	98.5	-	57.8	98.5	-	86
	2ND TO 3RD	12X14	E-W	134.6	-	50.9	134.6	-	67
56-G/56-19	3RD TO ROOF	12X14	E-W	96	-	59	96	-	87
	2ND TO 3RD	12X14	E-W	137.2	-	52.2	137.2	-	63
56-G/56-18	3RD TO ROOF	12X14	E-W	110.8	-	56.1	110.8	-	66
56-G/56-17	3RD TO ROOF	12X14	E-W	102.9	-	53.8	102.9	-	68
56-G/56-16	3RD TO ROOF	12X14	E-W	106.4	-	53.8	106.4	-	68
56-G/56-15	3RD TO ROOF	12X14	E-W	104.5	-	53.8	104.5	-	68
56-G/56-14	3RD TO ROOF	12X14	E-W	107.5	-	56	107.5	-	66
56-G/56-13	3RD TO ROOF	14X12	N-S	79.3	66	-	79.3	89	-
	2ND TO 3RD	14X12	N-S	150.2	59.8	-	150.2	66	-
56-N/56-13	3RD TO ROOF	14X14	N-S	121.7	40.5	45.8	121.7	47	53



- NOTES:
 1. GLASS FIBER REINFORCED POLYMER REINFORCEMENT TO BE PROVIDED FOR FULL HEIGHT OF THE COLUMN FROM 1ST FLOOR SLAB TO UNDERSIDE OF SLAB ABOVE.
 2. EX. CONCRETE COMPRESSIVE STRENGTH, $f_c = 3500$ PSI.
 3. EX. STEEL REINFORCEMENT YIELD STRENGTH, $f_y = 40,000$ PSI.

MFP



COMMUNITY HIGH SCHOOL
DISTRICT 99



Wight & Company
wightco.com
 2500 North Frontage Road
 Darien, IL 60561
 P 630.969.7000
 F 630.969.7979

NOT FOR CONSTRUCTION

A10.1	BID GROUP 10 - ADDENDUM #1	12.30.2019
	ISSUED FOR BID - BID GROUP 10	11.19.2019
	ISSUED FOR 90% CD - PHASE C	11.01.2019
	ISSUED FOR 75% CD - PHASE C	10.14.2019
REV	ISSUE	DATE

**MFP
IMPLEMENTATION -
NORTH**

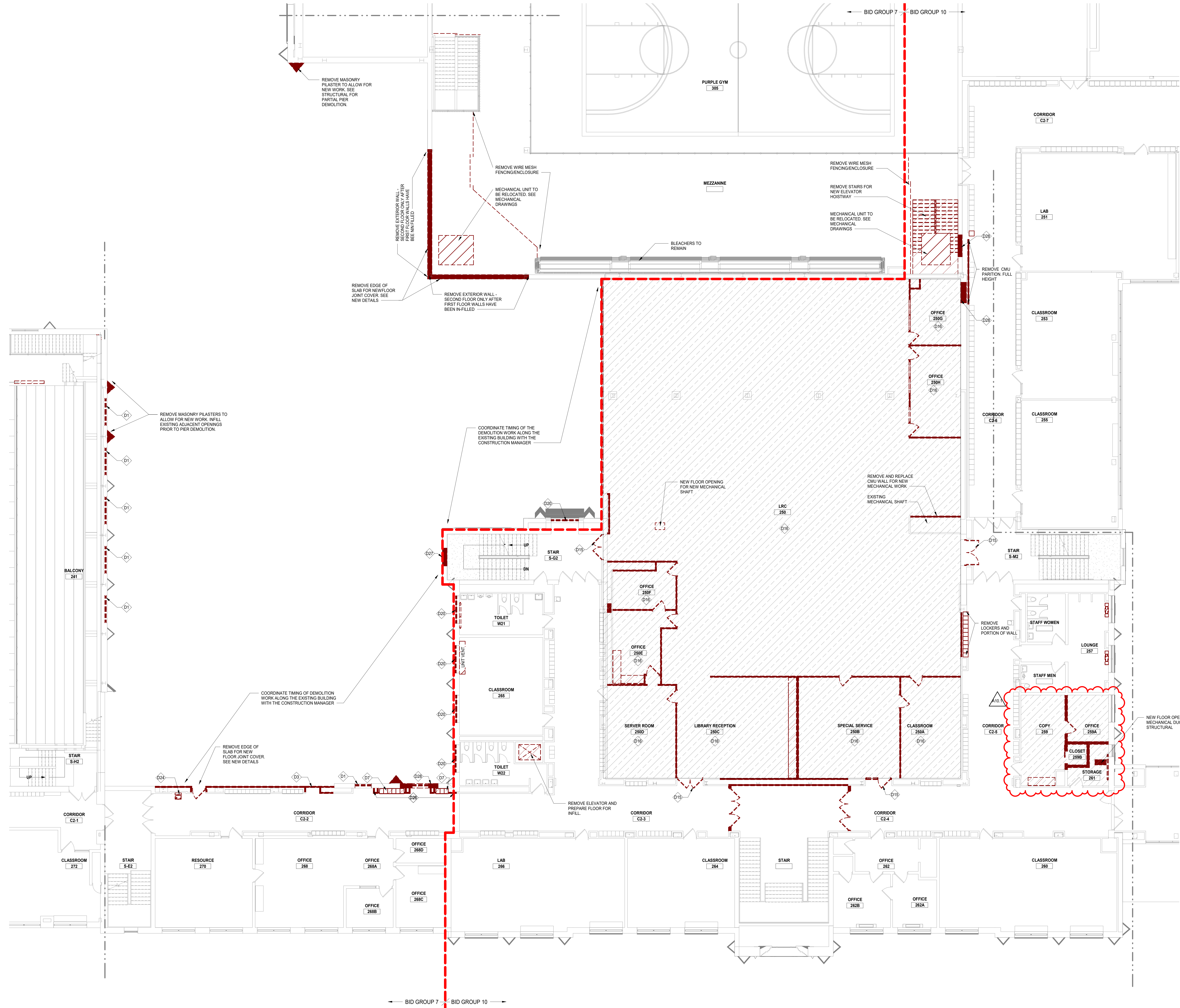
4436 MAIN STREET
DOWNERS GROVE, IL 60515

COLUMN SCHEDULE

Project Number:
5274-42
 Drawn By:
I.K.
 Sheet:

S4.1c

12/26/2019 10:53:04 AM
C:\Users\dschmitt\Documents\025274-42_DCN_Arch_2019_Central_dbs\025274-42
Wight & Co. © Copyright 2019. All rights reserved. No part of these documents may be reproduced, stored, or transmitted in any form or by any means, electronic, mechanical, photocopying, recording, or otherwise, without the prior written consent of Wight & Co.



GENERAL NOTES

1. ALL UTILITIES SERVING THE DEMOLISHED STRUCTURES (INCLUDING BUT NOT LIMITED TO ELECTRIC, GAS, WATER, SANITARY DRAINAGE, AND STORM DRAINAGE) SHALL BE TERMINATED AS REQUIRED TO FACILITATE THE BUILDING DEMOLITION. ENSURE THAT ALL EXISTING UTILITIES SERVING THE MAIN BUILDING AND EXISTING SITE ARE MAINTAINED THROUGHOUT CONSTRUCTION.
2. MAINTAIN EXCAVATION CLEARANCE AS TO NOT INTERFERE WITH BEARING CONDITIONS OF EXISTING FOOTINGS AND FOUNDATIONS. OR PROVIDE ENGINEER UNDERPINNING OR SHORING AS NECESSARY TO MAINTAIN BEARING CONDITIONS OF EXISTING FOOTINGS AND FOUNDATIONS.
3. THE SCHOOL BUILDING WILL BE OCCUPIED DURING THE CONSTRUCTION PERIOD. EMERGENCY EXITS FROM THE MAIN BUILDING SHALL BE MAINTAINED. COORDINATE LAYOUT OF CONSTRUCTION FENCING WITH ALL ACCESS ROUTES, DELIVERIES, AND WORKING HOURS WITH THE OWNER.
4. THE CONTRACTOR SHALL REVIEW WITH THE CONSTRUCTION MANAGER ALL MATERIALS AND EQUIPMENT TO BE REMOVED FROM THE SITE TO DETERMINE WHICH, IF ANY OF THE MATERIALS ARE TO BE RETURNED TO THE OWNER.
5. ANY ASBESTOS CONTAINING MATERIALS ENCOUNTERED SHALL BE REPORTED TO THE CONSTRUCTION MANAGER. IF ANY ASBESTOS REMOVAL IS REQUIRED, THAT WORK SHALL BE PERFORMED BY A LICENSED FIRM SPECIALIZING IN THAT WORK.
6. PERFORM ALL CUTTING AND RESTORATION WORK IN WALLS, ROOFS, AND SURFACES THAT HAVE TO BE REMOVED TO PERMIT DEMOLITION WORK AND MATERIAL REMOVAL TO TAKE PLACE.
7. FOR ALL EXISTING STRUCTURE IDENTIFIED TO BE REMOVED (INCLUDING OPENINGS), PRIOR TO DEMOLITION, COORDINATE REQUIRED REINFORCEMENT OF THE EXISTING STRUCTURE AND REQUIRED SHORING WITH THE STRUCTURAL DRAWINGS.
8. INSTALLING CONTRACTORS SHALL SUBMIT ELEVATED FLOOR PLANS INDICATING ALL FLOOR PENETRATION SIZES AND LOCATIONS FOR STRUCTURAL ENGINEER REVIEW. ENGINEER APPROVAL IS REQUIRED PRIOR TO THE START OF CORING ACTIVITIES. COORDINATE THE TIMING OF THE SUBMITTAL ACCORDINGLY. LOCATE AND AVOID DAMAGE TO EXISTING REINFORCEMENT PRIOR TO CORING OR CUTTING.

FLOOR PLAN LEGEND

- WALLS TO REMAIN.
- WALLS TO BE DEMOLISHED. EXISTING WALLS ARE MASONRY CONSTRUCTION UNLESS NOTED OTHERWISE.
- DOOR TO REMAIN. REFER DOOR SCHEDULE FOR REQUIRED MODIFICATIONS.
- DOOR TO BE DEMOLISHED.
- COMPLETE INTERIOR DEMO. REMOVE ALL PARTITIONS, FINISH FLOORING, DEVICES, PLUMBING FIXTURES, CASERWORK, WALL BASE, WALL TRIM, DOORS, FLOORING, CEILING, AND LIGHTING IN PREPARATION FOR NEW BUILD-OUT OF THIS AREA.
- DEMO ENTIRE BUILDING.
- HATCH DENOTES UNEXCAVATED / EXISTING TO REMAIN, UNO.

DEMOLITION KEY NOTES

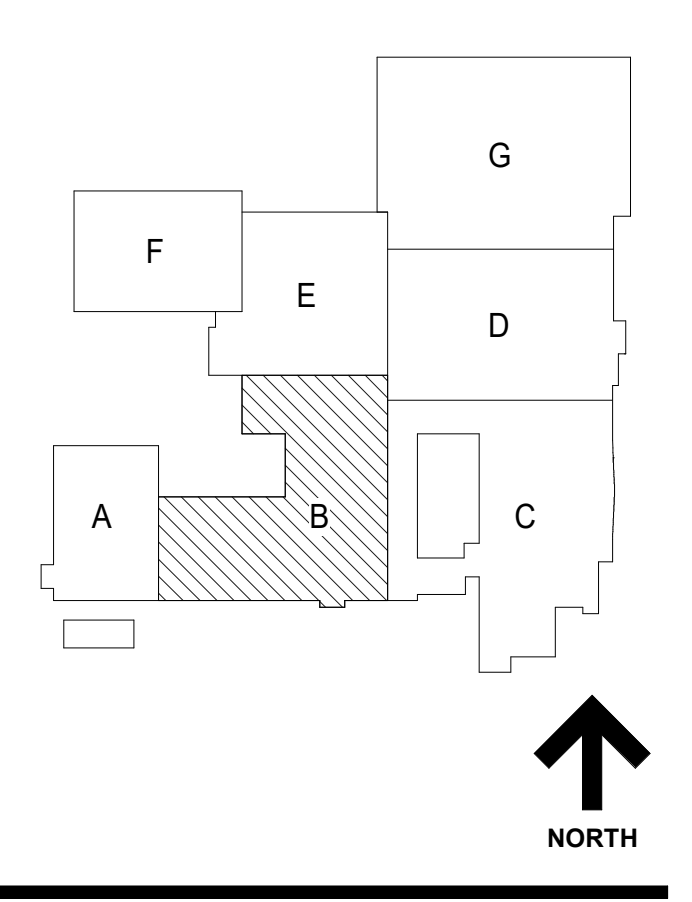
- D1 REMOVE WINDOW AND PREPARE OPENING FOR NEW WALL INFILL AS INDICATED ON THE NEW WORK PLANS.
- D3 NEW OPENING IN EXISTING MASONRY WALL FOR NEW DOOR OR WINDOW. PROVIDE NEW LITES AS INDICATED ON THE STRUCTURAL DRAWINGS. FOR OPENINGS THAT EXTEND DOWN TO THE EXISTING SLAB, REMOVE PORTION OF EXISTING SLAB TO ALLOW FOR FLOOR LEVELER INSTALLATION FLUSH TO ADJACENT SLABS.
- D7 REMOVE AND SALVAGE METAL LOCKERS
- D15 REMOVE DOOR AND PREPARE OPENING FOR NEW DOOR IN EXISTING OPENING.
- D16 REMOVE EXISTING FLOORING AND UNDERLAYMENT DOWN TO STRUCTURAL SLAB.
- D20 REMOVE WINDOW AND PREPARE OPENING FOR NEW WINDOW IN EXISTING OPENING.
- D24 REMOVE PLUMBING FIXTURE. SEE PLUMBING DRAWINGS.
- D26 SALVAGE EXISTING INTERIOR BRICK AND SOLDIER COURSE BRICK AT BASE FOR CORRIDOR INFILL LOCATIONS
- D27 REMOVE MASONRY INFILL OF EXISTING WINDOW OPENINGS AND PREPARE FOR NEW WINDOWS
- D28 NEW OPENING IN LOAD-BEARING WALL. SEE STRUCTURAL DRAWINGS
- D39 STAIR RAILING MODIFICATIONS. SEE SHEET A6.1

DISTRICT 99

**COMMUNITY HIGH SCHOOL
DISTRICT 99**

Wight

Wight & Company
wightco.com
2500 North Frontage Road
Darien, IL 60561
P 630.969.7000
F 630.969.7979



NOTE: THIS SHEET TO BE VIEWED IN COLOR FOR FULL UNDERSTANDING OF SCOPE OF WORK

1 LEVEL 2 DEMOLITION PLAN - AREA B
SCALE: 1/8" = 1'-0"

REV	ISSUE	DATE
A10.1	BID GROUP 10-ADDENDUM #1	12.30.2019
	ISSUED FOR BID - BID GROUP 10	11.19.2019
	ISSUED FOR 90% CD - PHASE C	11.01.2019
	ISSUED FOR 75% CD - PHASE C	10.14.2019
	ISSUED FOR 25% CD - PHASE C	08.30.2019
13	DOC MOD 13	08.02.2019
	ISSUED FOR CONSTRUCTION - PHASE B	07.26.2019

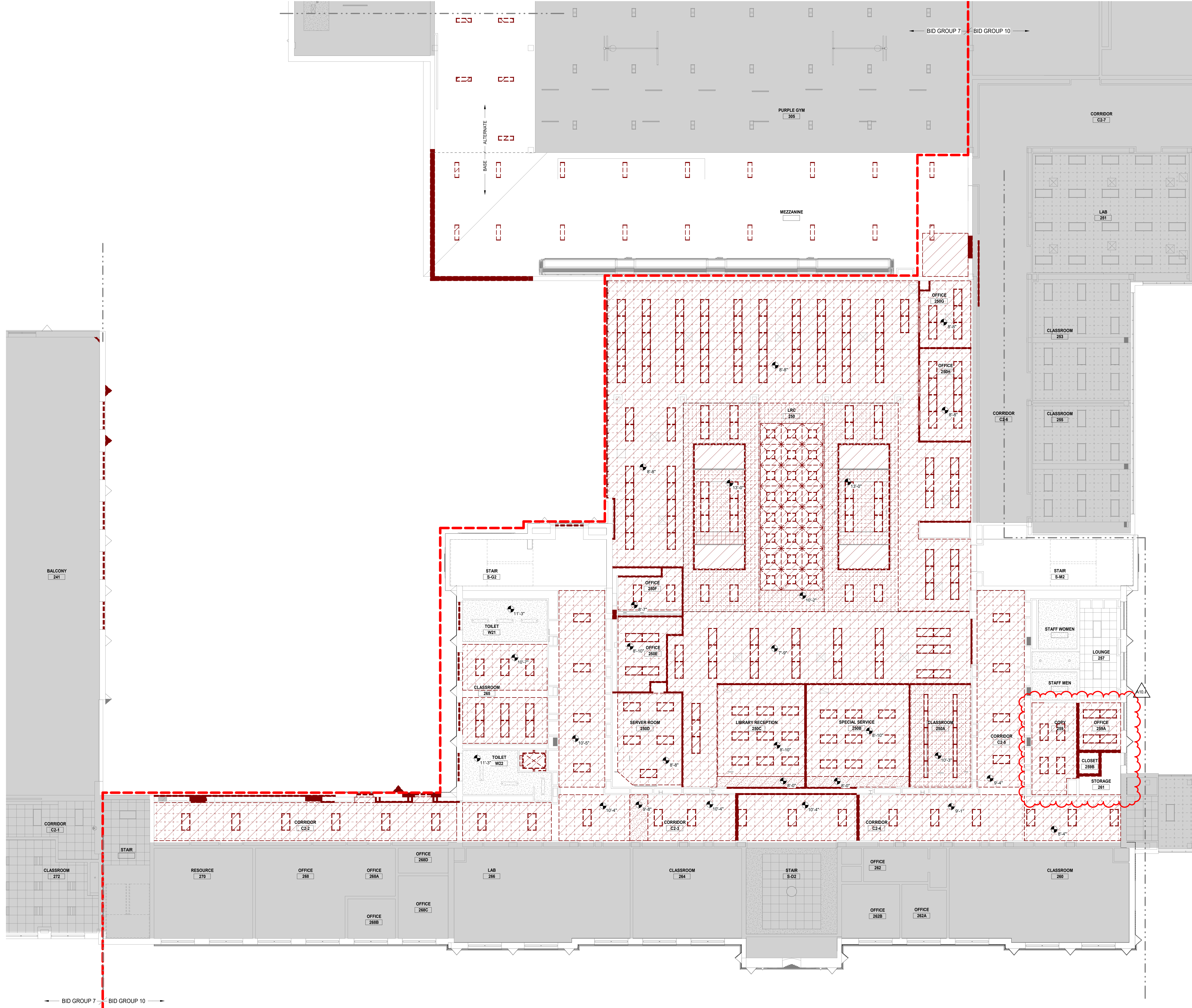
MFP IMPLEMENTATION - NORTH

4436 MAIN STREET
DOWNERS GROVE, IL 60515

DEMOLITION PLAN - LEVEL 2 AREA B (PHASE B)

Project Number:
5274-42
Drawn By:
DS
Sheet:
AD2.02B.b

12/30/2019 10:53:14 AM
 C:\Users\mcdonald\Documents\5274-42_DCN_Arch_2019_Central.dwg
 Wight & Co. © Copyright 2019 All rights reserved. No part of these documents may be reproduced, stored, or transmitted in any form or by any means, electronic, mechanical, photocopying, recording or otherwise, without the prior written consent of Wight & Co.



RCP DEMO LEGEND

- EXISTING 2x4 RECESSED LIGHT FIXTURE TO BE DEMOLISHED
- EXISTING 2x4 RECESSED LIGHT FIXTURE TO BE DEMOLISHED
- EXISTING PENDANT LIGHT FIXTURE TO BE DEMOLISHED
- EXISTING PENDANT LIGHT FIXTURE TO BE DEMOLISHED
- EXISTING CAN LIGHT FIXTURE TO BE DEMOLISHED
- EXISTING CAN LIGHT FIXTURE TO BE DEMOLISHED
- EXISTING IS EXPOSED TO STRUCTURE ABOVE - NO CEILINGS
- EXISTING GYPSUM TO BE DEMOLISHED
- EXISTING SUSPENDED TILE CEILINGS TO BE DEMOLISHED
- HATCH DENOTES EXISTING CEILINGS & LIGHTING TO REMAIN, UNO

GENERAL RCP DEMO NOTES

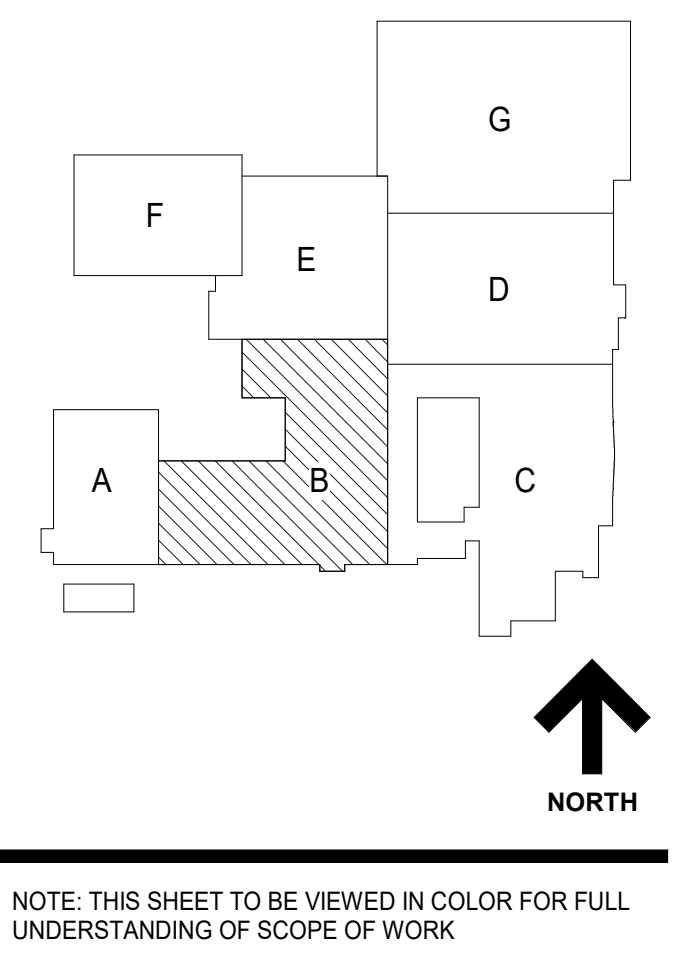
1. CEILING MATERIAL HEIGHTS, LIGHTING TYPES & QUANTITIES, EQUIPMENT, ETC SHOWN HERE FOR GENERAL BIDDING REFERENCE. VERIFY EXISTING CONDITIONS IN THE FIELD.
2. REFER TO MEPP DRAWINGS FOR ADDITIONAL CEILING EQUIPMENT DEMOLITION WORK, INCLUDING INCIDENTAL WORK THAT REQUIRES REMOVAL AND REINSTALLATION OF CEILINGS. SUCH WORK MAY NOT BE INDICATED ON DRAWINGS.

DISTRICT 99

COMMUNITY HIGH SCHOOL DISTRICT 99

Wight

Wight & Company
 wightco.com
 2500 North Frontage Road
 Darien, IL 60561
 P 630.969.7000
 F 630.969.7979



REV	ISSUE	DATE
A10.1	BID GROUP 10-ADDENDUM #1	12.30.2019
	ISSUED FOR BID - BID GROUP 10	11.19.2019
	ISSUED FOR 90% CD - PHASE C	11.01.2019
	ISSUED FOR 75% CD - PHASE C	10.14.2019
	ISSUED FOR 25% CD - PHASE C	08.30.2019
13	DOC MOD 13	08.02.2019
	ISSUED FOR CONSTRUCTION - PHASE B	07.26.2019

MFP IMPLEMENTATION - NORTH

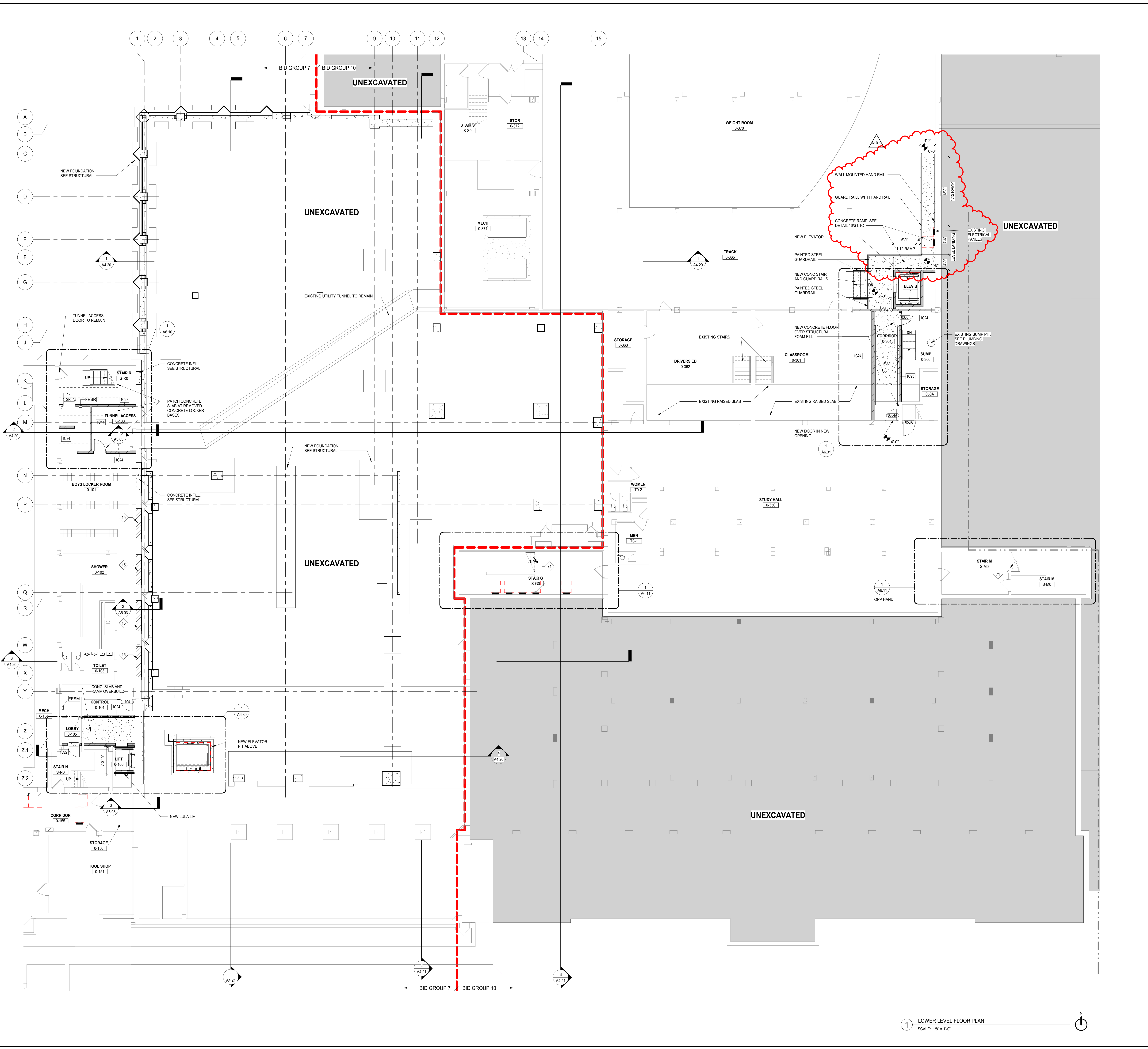
4436 MAIN STREET
 DOWNERS GROVE, IL 60515

DEMOLITION RCP - LEVEL 2 AREA B (PHASE B)

Project Number:
 5274-42
 Drawn By:
 MS
 Sheet:
AD3.02B.b

1 LEVEL 2 DEMO - AREA B
 SCALE: 1/8" = 1'-0"

12/20/2018 8:59:03 AM
 C:\Users\jacob\Documents\2018\5274-42_DOCN_Arch_2019_Central_detailed.vrt
 Wight & Co. © Copyright 2018 All rights reserved. No part of these documents may be reproduced, stored, or transmitted in any form or by any means, electronic, mechanical, photocopying, recording, or otherwise, without the prior written consent of Wight & Co.



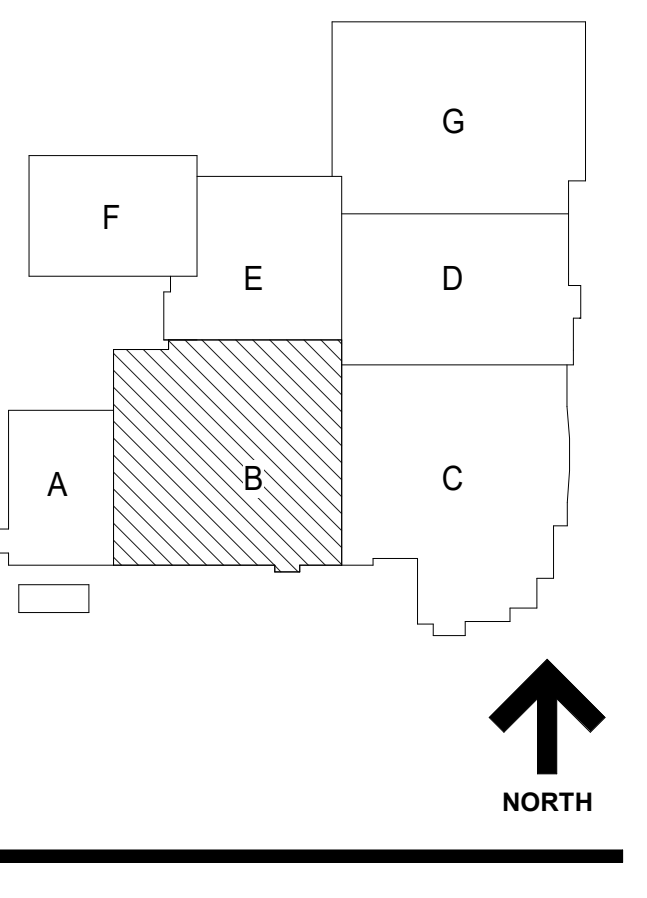
- GENERAL NOTES**
- REFER TO SHEET 00.2 FOR TYPICAL FOURTEEN MOUNTING HEIGHTS AND ADA COMPLIANT PLANS, ELEVATIONS, AND DETAILS.
 - REFER TO X2 SERIES FOR OVERALL ARCHITECTURAL FLOOR PLANS AND FINISHING PLANS.
 - NEW SLEEVES AND OPENINGS IN FIRE RATED FLOOR, WALL & CEILING CONSTRUCTION ARE TO BE SEALED WITH FIRE SAFETY MATERIAL. REFER TO 01 SERIES LIFE SAFETY DRAWINGS FOR LOCATION OF RATED CONSTRUCTION.
 - NEW SLEEVES AND OPENINGS IN ACCESSIONAL SEPARATION WALLS AND FLOORS SHALL BE SEALED PER DETAILS ON AC SERIES SHEETS.
 - FOR MASONRY WALL PATCHING, TOOTH-IN COURSING INTO EXISTING MASONRY.
 - ALL MISC ITEMS (CHALKBOARDS, PENCIL SHARPENERS, ETC) THAT INTERFERE WITH THE COMPLETION OF CONTRACT WORK ARE TO BE REINSTALLED AT NO ADDITIONAL COST TO THE OWNER. COORDINATE LOCATIONS WITH ARCHITECT.
 - ALL AREAS AFFECTED BY DEMOLITION TO BE PATCHED, REPAIRED AND LEVELED TO MATCH EXISTING ADJACENT SURFACE.
 - REFER TO 12 SERIES FOR OWNER PROVIDED FTE THAT REQUIRES BLOCKING OR OTHER CONTRACT WORK.
 - REFER TO A6 SERIES FOR CASEWORK PLANS AND ELEVATIONS (INCLUDING THOSE NOT TAGGED HERE).
 - DELIMITATION OF BID GROUPS PROVIDED FOR BIDDER REFERENCE - CONFIRM FULL SCOPE OF WORK WITH THE CONSTRUCTION MANAGER, INCLUDING INCIDENTAL WORK NOT SHOWN HERE.
- GENERAL NOTES - WALL PLACEMENT & DIMENSIONS**
- ALL DIMENSIONS ARE TO OUTSIDE FACE OF WALL MATERIAL (GYPSUM BOARD OR MASONRY) UNLESS NOTED OTHERWISE.
- (DIMENSION) HOLD** DIMENSION IS CRITICAL. HOLD DIMENSION FACE TO FACE OF WALL
- ++(DIMENSION)** DIMENSION IS NOT CRITICAL. WALL PLACED AT REMAINDER OF DIMENSION STRING
- (DIMENSION) CL** DIMENSION TO STRUCTURAL COLUMN CENTERLINE ALONG FACES OF WALL
- FLOOR PLAN LEGEND**
- EXISTING WALL
 - NEW WALL WITH TAG
 - NEW DOOR & HARDWARE
 - EXISTING DOOR TO REMAIN
 - PARTITION TYPE REFER TO A6 SERIES SHEETS
 - WINDOW TYPE REFER TO A6 SERIES SHEETS
 - DOOR TAG REFER TO SHEET A6 SERIES SHEETS
 - FESR FIRE EXTINGUISHER CABINET SEMI RECESSED
 - FESM FIRE EXTINGUISHER CABINET SURFACE MOUNT
 - FE FIRE EXTINGUISHER ON BRACKETS
 - M.B. MARKER BOARD
 - T.B. TACK BOARD
 - HATCH DENOTES UNEXCAVATED / EXISTING TO REMAIN, UNO
- KEYNOTES**
- 15 IN-FILL WALL OPENING WITH MASONRY OF CONSTRUCTION TO MATCH ADJACENT WALLS
 - 71 STAIR GUARDRAIL MODIFICATIONS. SEE SHEET A6.11.

DISTRICT 99

COMMUNITY HIGH SCHOOL
DISTRICT 99

Wight

Wight & Company
wightco.com
2500 North Frontage Road
Darien, IL 60561
P 630.969.7000
F 630.969.7979



27 DOC MOD 27 12.21.2019

A10.1 BID GROUP 10-ADDENDUM #1 12.30.2019

ISSUED FOR BID - BID GROUP 10 11.19.2019

ISSUED FOR 90% CD - PHASE C 11.01.2019

ISSUED FOR 75% CD - PHASE C 10.14.2019

ISSUED FOR 25% CD - PHASE C 08.30.2019

ISSUED FOR CONSTRUCTION - PHASE B 07.26.2019

REV	ISSUE	DATE
27	DOC MOD 27	12.21.2019

MFP IMPLEMENTATION - NORTH

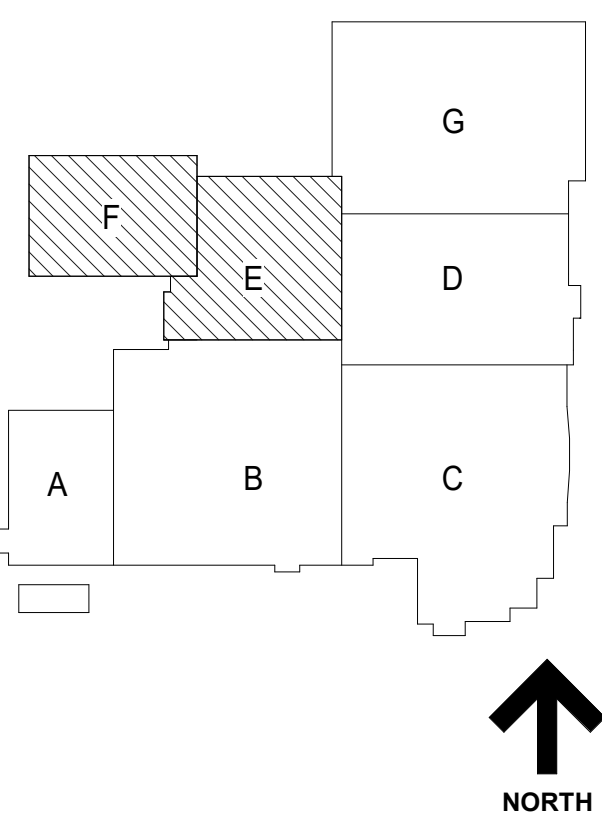
4436 MAIN STREET
DOWNERS GROVE, IL 60515

FLOOR PLAN - LOWER LEVEL AREA B

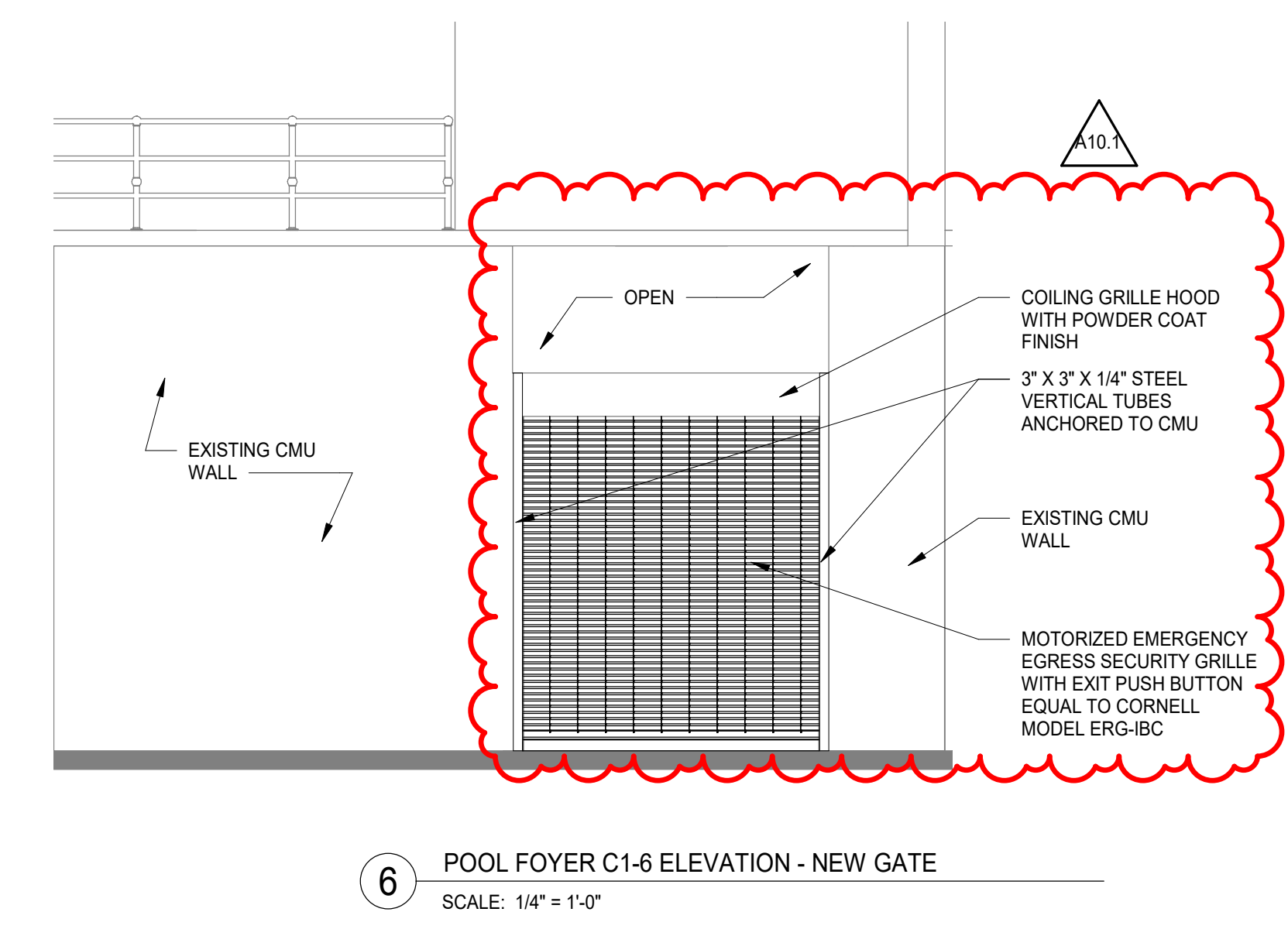
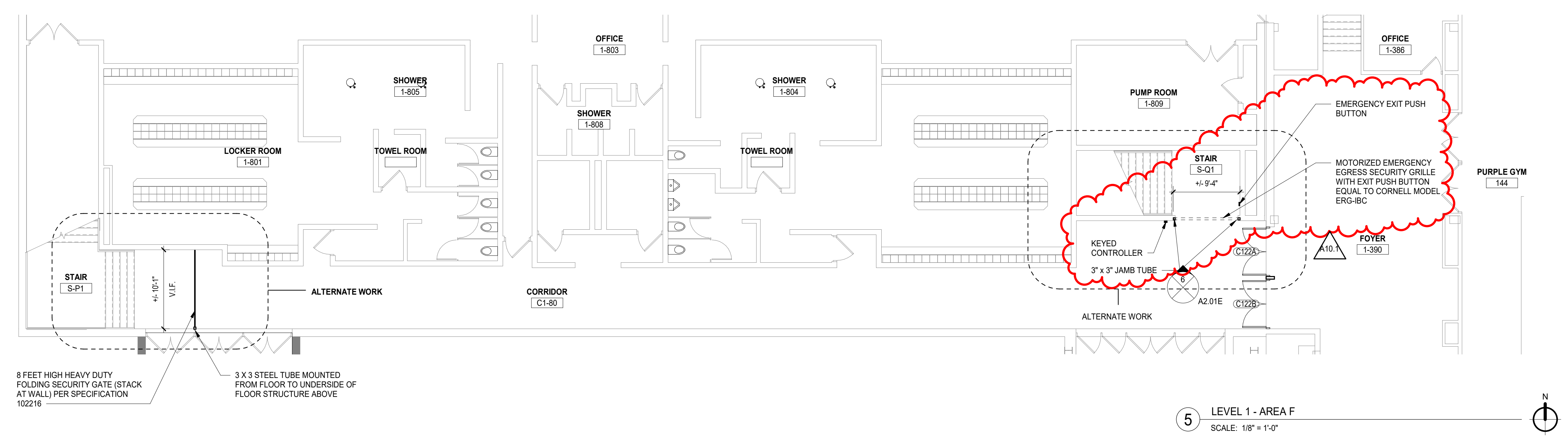
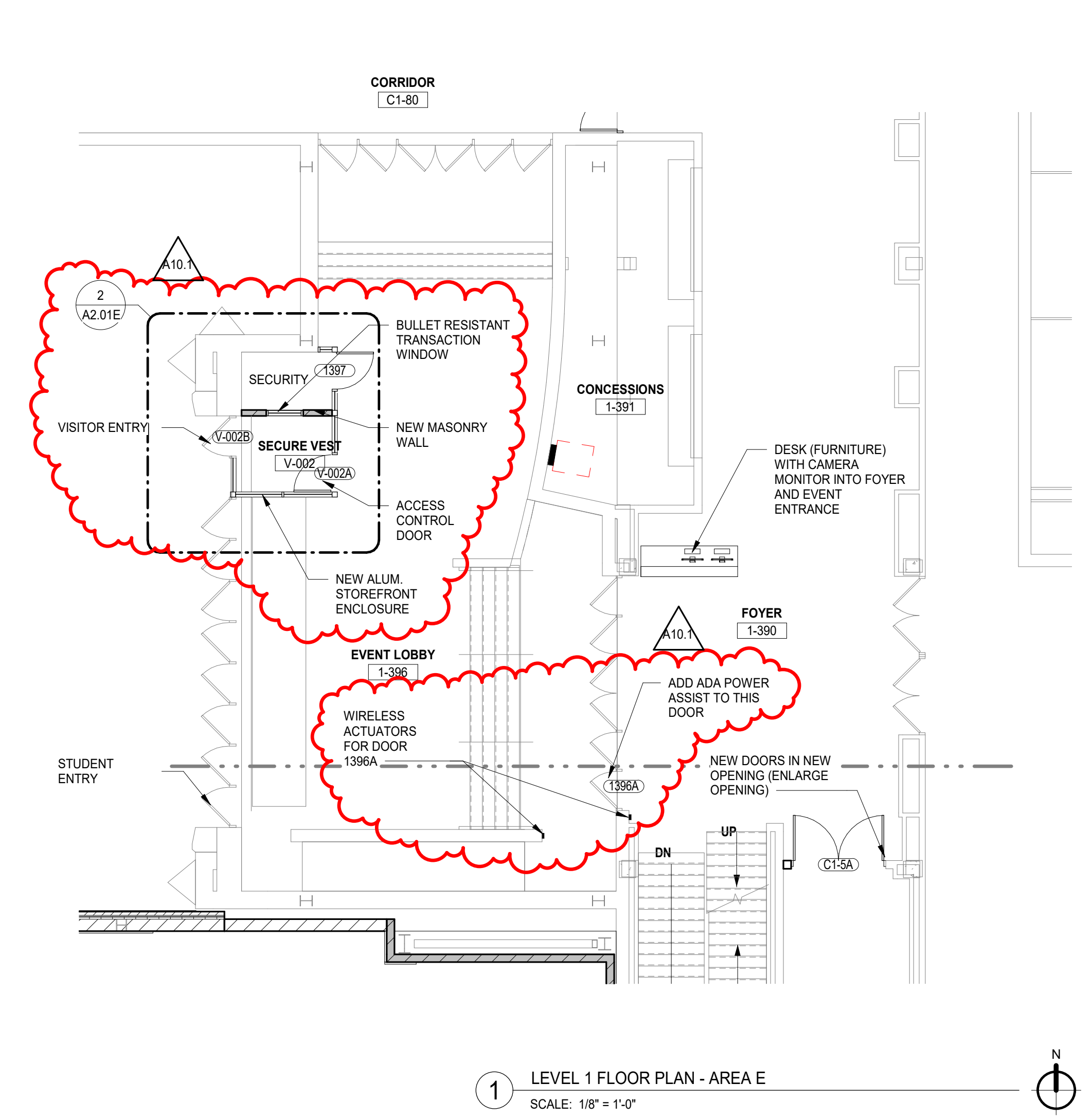
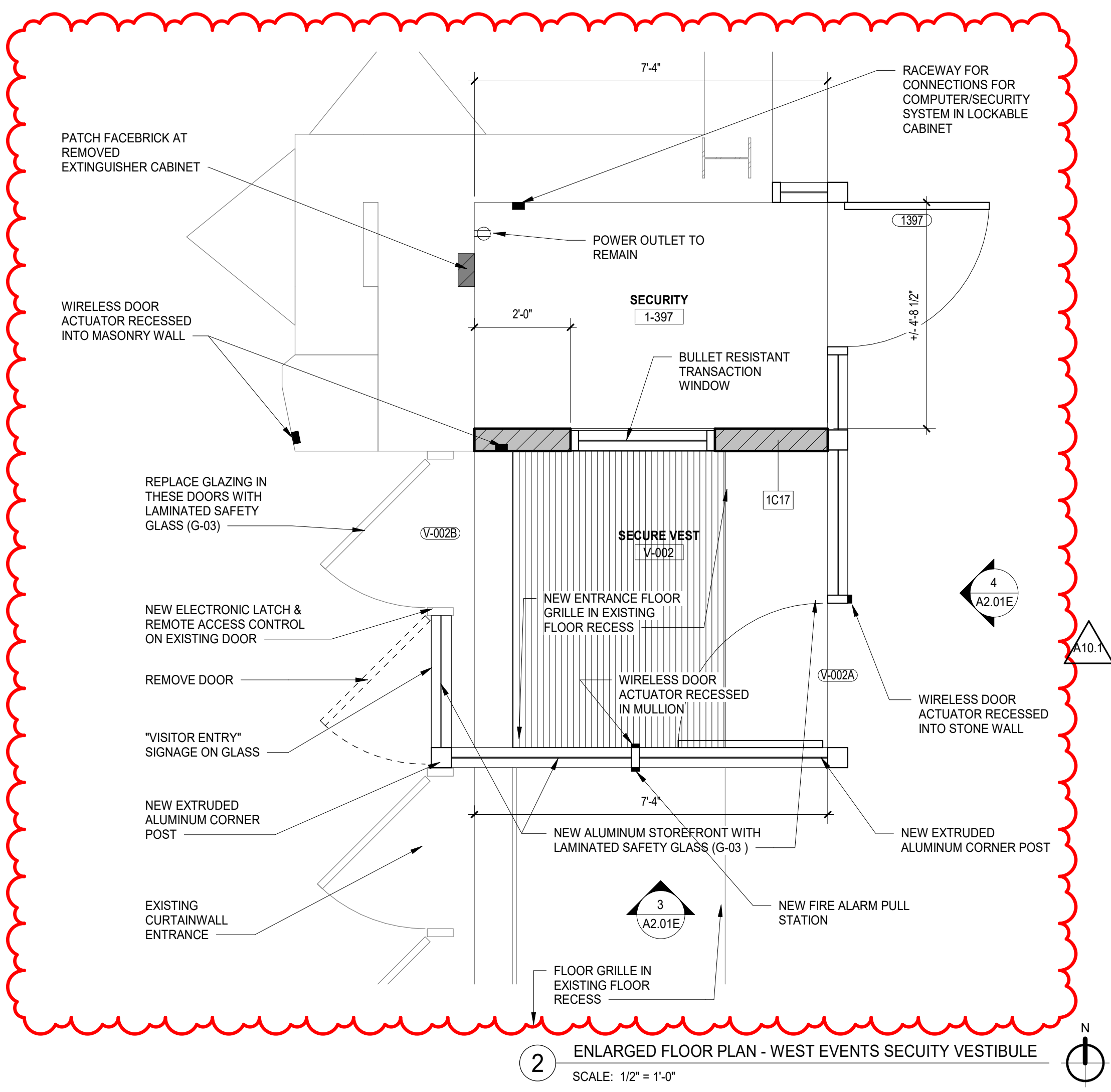
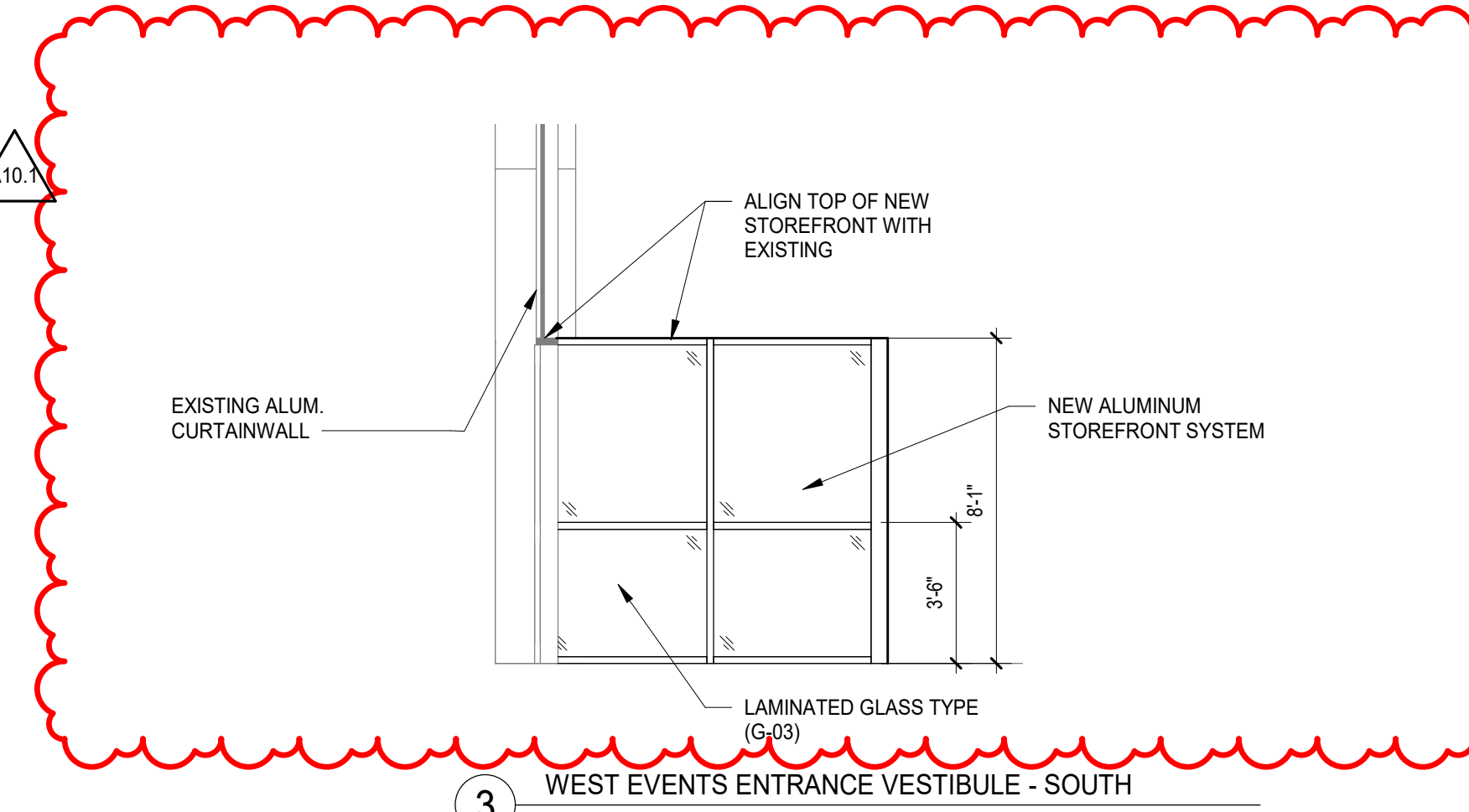
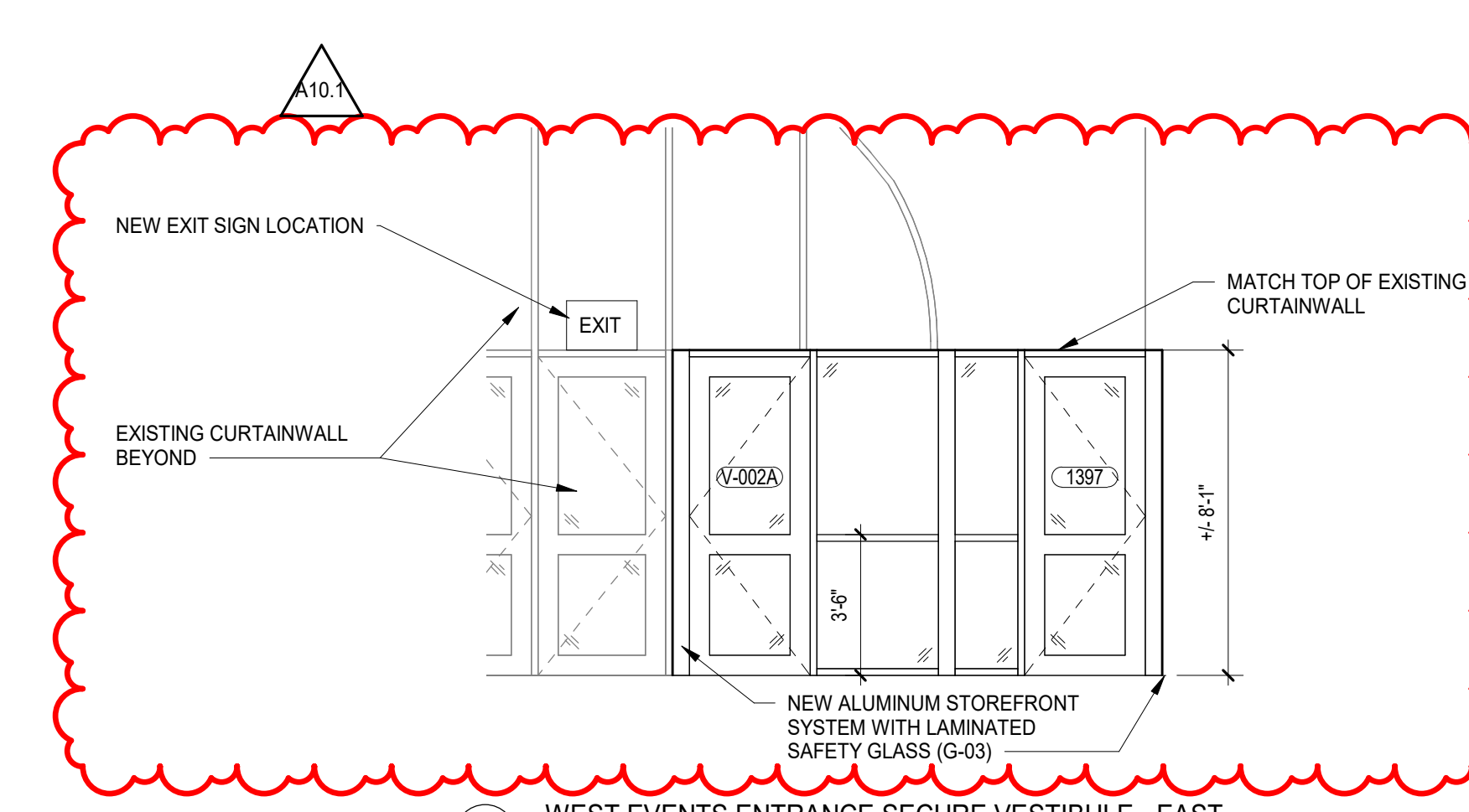
Project Number:
5274-42
Drawn By:
DS
Sheet:

A2.00B

1 LOWER LEVEL FLOOR PLAN
SCALE: 1/8" = 1'-0"



- GENERAL NOTES**
- REFER TO SHEET 00.2 FOR TYPICAL FIXTURE MOUNTING HEIGHTS AND ADA COMPLIANT PLANS, ELEVATIONS, AND DETAILS.
 - REFER TO X SERIES FOR OVERALL ARCHITECTURAL FLOOR PLANS AND FINISHING PLANS.
 - NEW SLEEVES AND OPENINGS IN FIRE RATED FLOOR, WALL & CEILING CONSTRUCTION ARE TO BE SEALED WITH FIRE SAFETY MATERIAL. REFER TO C1 SERIES LIFE SAFETY DRAWINGS FOR LOCATION OF RATED CONSTRUCTION.
 - NEW SLEEVES AND OPENINGS IN ACoustICAL SEPARATION WALLS AND FLOORS SHALL BE SEALED PER DETAILS ON AC SERIES SHEETS.
 - FOR MASONRY WALL PATCHING, TOOTH-IN COURSE INTO EXISTING MASONRY.
 - ALL MISC ITEMS (CHALKBOARDS, PENCIL SHARPENERS, ETC) THAT INTERFERE WITH THE COMPLETION OF CONTRACT WORK ARE TO BE REINSTALLED AT NO ADDITIONAL COST TO THE OWNER. COORDINATE LOCATIONS WITH ARCHITECT.
 - ALL AREAS AFFECTED BY DEMOLITION TO BE PATCHED, REPAIRED AND LEVELED TO MATCH EXISTING ADJACENT SURFACE.
 - REFER TO I2 SERIES FOR OWNER PROVIDED FFE THAT REQUIRES BLOCKING OR OTHER CONTRACT WORK.
 - REFER TO A4 SERIES FOR CASEWORK PLANS AND ELEVATIONS (INCLUDING THOSE NOT TAGGED HERE).
 - DELINERATION OF BID GROUPS PROVIDED FOR BIDDER REFERENCE - CONFIRM FULL SCOPE OF WORK WITH THE CONSTRUCTION MANAGER, INCLUDING INCIDENTAL WORK NOT SHOWN HERE.
- GENERAL NOTES - WALL PLACEMENT & DIMENSIONS**
- ALL DIMENSIONS ARE TO OUTSIDE FACE OF WALL MATERIAL (GYPSUM BOARD OR MASONRY) UNLESS NOTED OTHERWISE.
- (DIMENSION HOLD) DIMENSION IS CRITICAL. HOLD DIMENSION FACE TO FACE OF WALL.
- ++ (DIMENSION) DIMENSION IS NOT CRITICAL. WALL PLACED AT REMAINDER OF DIMENSION STRING.
- (DIMENSION CL) DIMENSION TO STRUCTURAL COLUMN CENTERLINE.
- AL ALIGN FACES OF WALL.
- FLOOR PLAN LEGEND**
- EXISTING WALL
 - NEW WALL WITH TAG
 - NEW DOOR & HARDWARE
 - EXISTING DOOR TO REMAIN
 - PARTITION TYPE REFER TO A8 SERIES SHEETS
 - WINDOW TYPE REFER TO A8 SERIES SHEETS
 - DOOR TAG REFER TO SHEET AS SERIES SHEETS
 - FESR FIRE EXTINGUISHER CABINET SEMI RECESSED
 - FESM FIRE EXTINGUISHER CABINET SURFACE MOUNT
 - FE FIRE EXTINGUISHER ON BRACKETS
 - M.B. MARKER BOARD
 - T.B. TACK BOARD
 - HATCH DENOTES UNEXCAVATED / EXISTING TO REMAIN, UNO



NOT FOR CONSTRUCTION

A10.1	BID GROUP 10-ADDENDUM #1	12.30.2019
	ISSUED FOR BID - BID GROUP 10	11.19.2019
	ISSUED FOR 90% CD - PHASE C	11.01.2019
	ISSUED FOR 75% CD - PHASE C	10.14.2019
	ISSUED FOR 25% CD - PHASE C	08.30.2019
REV	ISSUE	DATE

MFP IMPLEMENTATION - NORTH

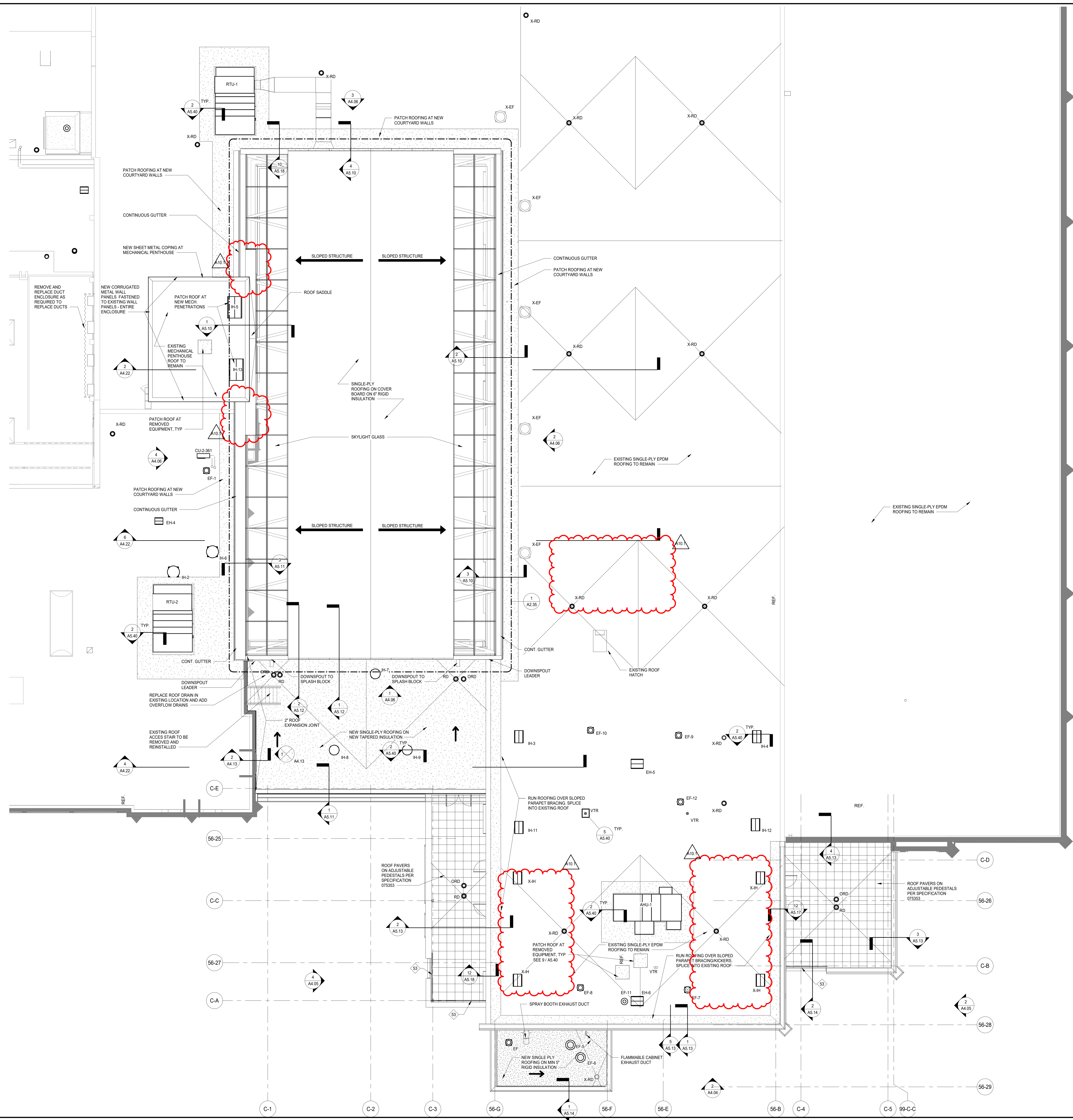
4436 MAIN STREET
DOWNERS GROVE, IL 60515

**FLOOR PLAN - LEVEL 1
AREA E & F**

Project Number:
5274-42
Drawn By:
Author
Sheet:

10/20/2019 10:00:00 AM
 C:\Users\jwheeler\Documents\025274-42_DCN_Arch_2019_Central_dsvb001.vit
 Wight & Co. © Copyright 2019. All rights reserved. No part of these documents may be reproduced, stored, or transmitted in any form or by any means, electronic, mechanical, photocopying, recording or otherwise, without the prior written consent of Wight & Co.

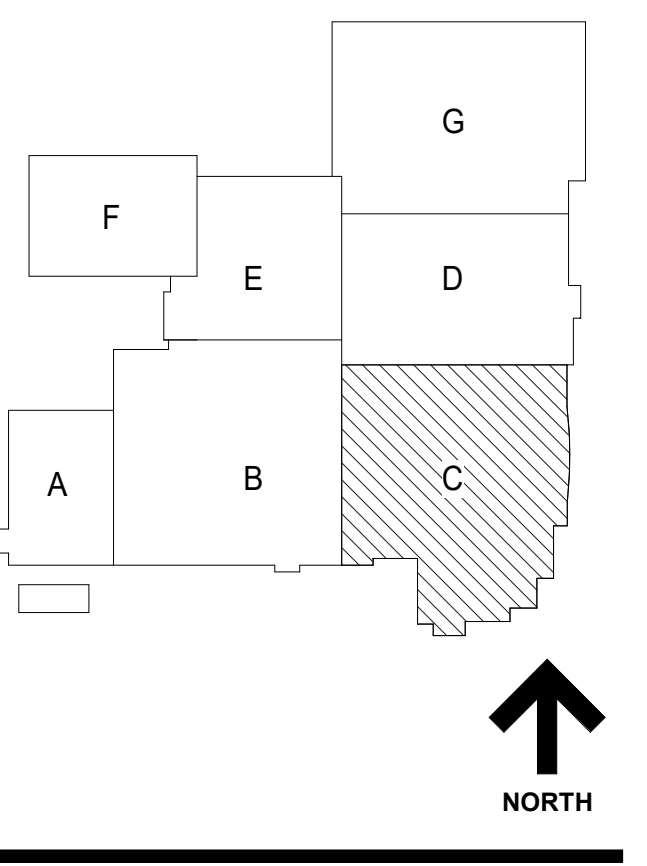
12/26/2019 2:51:01 PM
 C:\Users\mfrank\Documents\2019\274-42_DCN_Arch_2019_Central_detailed.vit
 Wight & Co. © Copyright 2019. All rights reserved. No part of these documents may be reproduced, stored, or transmitted in any form or by any means, electronic, mechanical, photocopying, recording, or otherwise, without the prior written consent of Wight & Co.



ROOF GENERAL NOTES	
1.	NEW ROOFING TO BE SINGLE-PLY MEMBRANE ON COVER BOARD ON RIGID INSULATION. SEE SPECIFICATIONS FOR ADDITIONAL ROOFING INFORMATION AND REQUIREMENTS.
2.	ALL ROOFS TO SLOPE TO DRAIN @ 1/4" PER 1'-0" UNLESS NOTED OTHERWISE.
3.	MAINTAIN A MINIMUM THERMAL VALUE OF R30 THROUGHOUT THE ROOF. MINIMUM INSULATION THICKNESS AT THE DRAINS SHALL BE 4". INSULATION AT EXTERIOR CANOPLES SHALL BE AS NOTED ON THE DRAWINGS.
4.	PATCH ROOFING AROUND ALL NEW ROOFTOP MECHANICAL EQUIPMENT CURBS AND VENTS.
5.	PROVIDE SADDLES AGAINST NEW EQUIPMENT AS REQUIRED TO PROVIDE POSITIVE DRAINAGE AROUND NEW EQUIPMENT.
6.	EXISTING CONDITIONS INDICATED INCLUDING ROOF TYPES, EQUIPMENT PIPING, VENTS, AND DETAILS ARE SHOWN FOR REFERENCE. CONTRACTOR SHALL FIELD VERIFY EXISTING CONDITIONS PRIOR TO BID.
7.	PROTECT ALL ADJACENT WORK AREAS INCLUDING BUT NOT LIMITED TO ROOFING, LANDSCAPING, WINDOWS, AND FLOORING.
ROOF LEGEND	
	PATCH EXISTING ROOF AREA
	TAPERED INSULATION OVERBUILD (1/4" PER 1'-0" SLOPE)
	X-'' EXISTING EQUIPMENT OR FIXTURE
	RD PRIMARY ROOF DRAIN
	ORD OVERFLOW ROOF DRAIN
	DS DOWNSPOUT DISCHARGE ONTO SPLASH BLOCK
	ROOF HATCH WITH COLLAPSIBLE FALL PROTECTION GUARDRAIL
	EH EXHAUST HOOD
	30' x 30' MEMBRANE WALKING PAD
	VTR VENT THROUGH ROOF 12" MIN. ABOVE ROOF TO TOP OF VENT.
	UHV UNIT HEATER INTAKE AND VENT PIPING. SEE HVAC DRAWINGS
	EF EXHAUST FAN
	IH INTAKE HOOD
	RTU ROOFTOP UNIT
KEYNOTES	
	SG STRUCTURAL GLASS GUARDRAIL PER SPECIFICATION 057315.

DISTRICT 99
 COMMUNITY HIGH SCHOOL
 DISTRICT 99

Wight
 Wight & Company
 wightco.com
 2500 North Frontage Road
 Darien, IL 60561
 P 630.969.7000
 F 630.969.7979



NOT FOR
 CONSTRUCTION

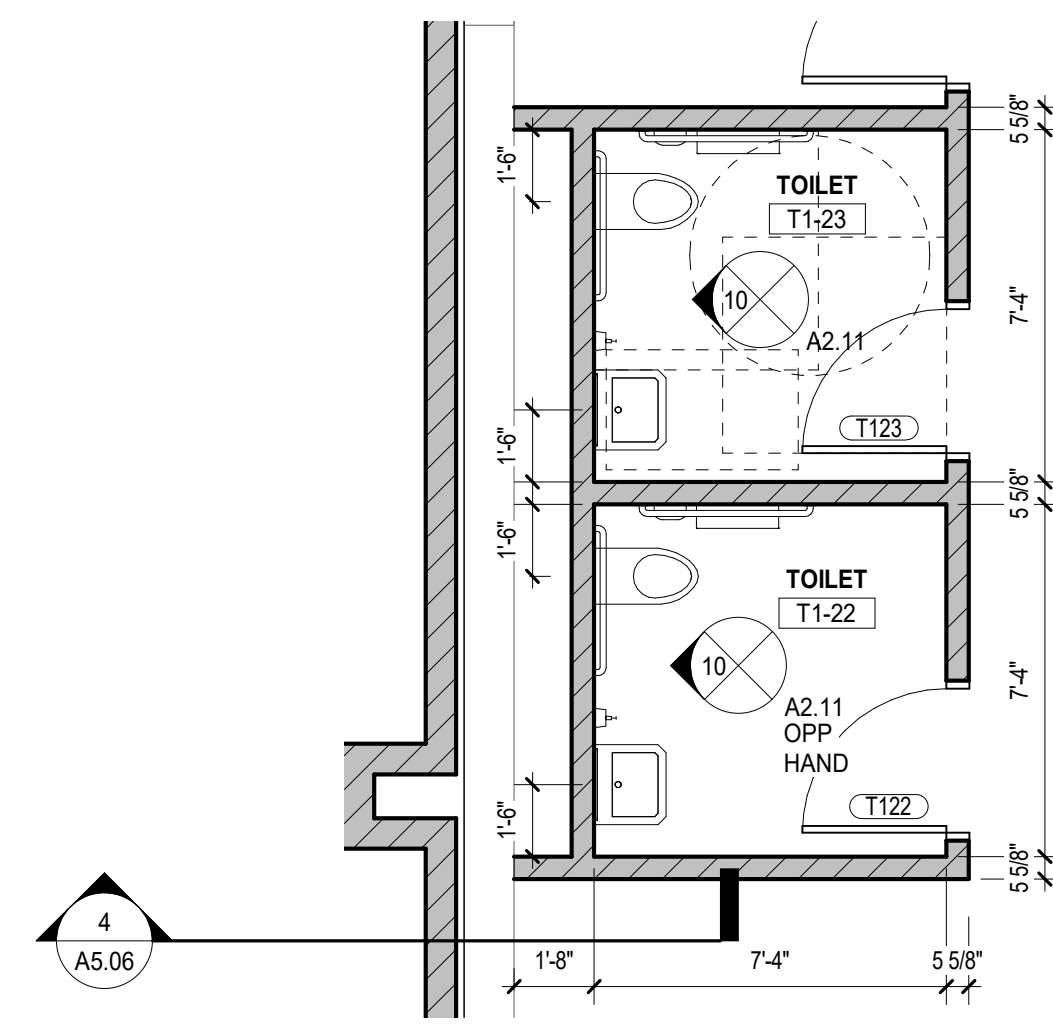
A10.1 BID GROUP 10-ADDENDUM #1 12.30.2019
 ISSUED FOR BID - BID GROUP 10 11.19.2019
 ISSUED FOR 90% CD - PHASE C 11.01.2019
 ISSUED FOR 75% CD - PHASE C 10.14.2019
 ISSUED FOR 25% CD - PHASE C 08.30.2019
 ISSUED FOR 100% CD - PHASE C 07.12.2019
 REV DATE

**MFP
 IMPLEMENTATION -
 NORTH**
 4436 MAIN STREET
 DOWNERS GROVE, IL 60515
ROOF PLAN - AREA C

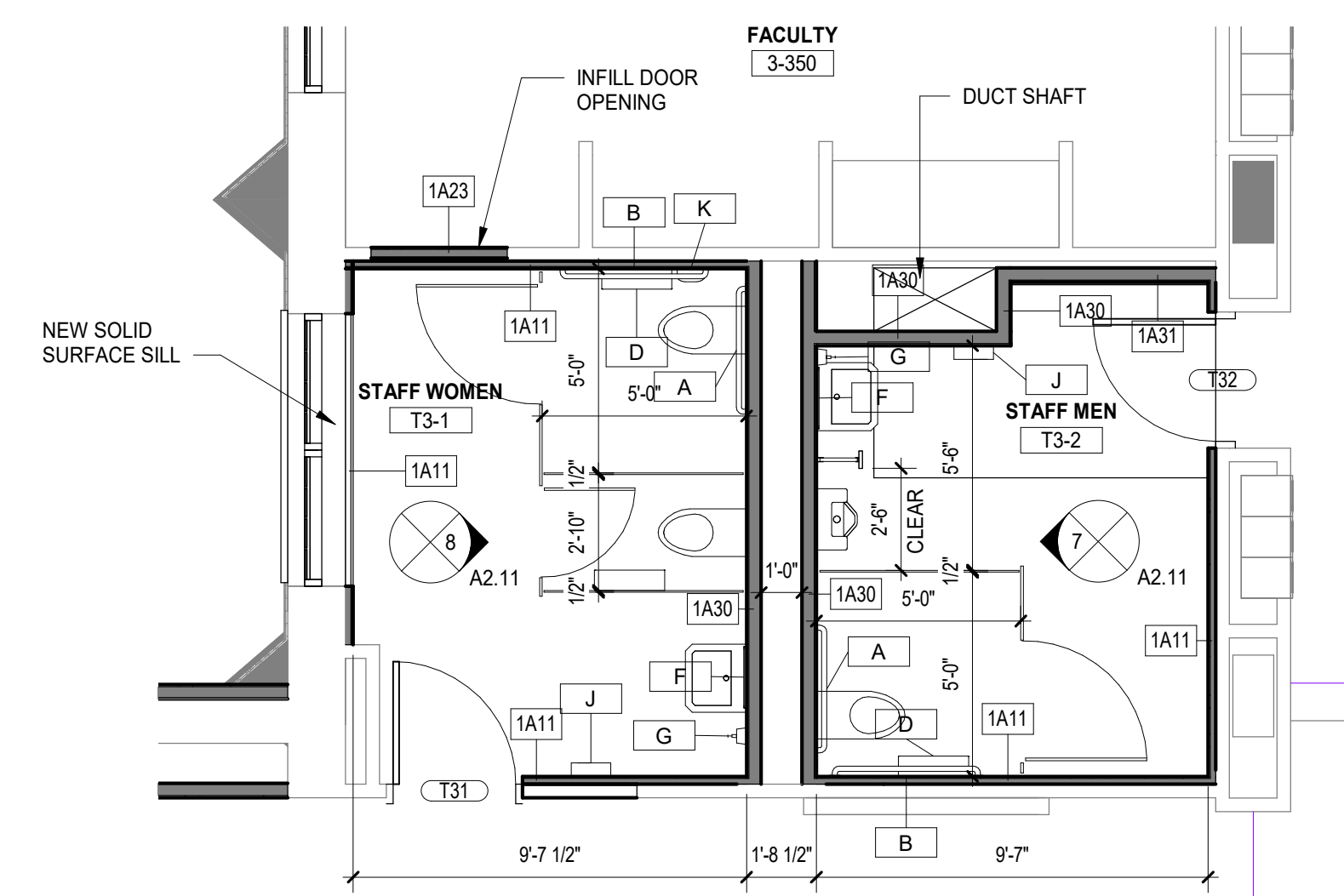
Project Number:
 5274-42
 Drawn By:
 Author:
 Sheet:
A2.04C

1 ROOF PLAN - AREA C
 SCALE: 1/8" = 1'-0"

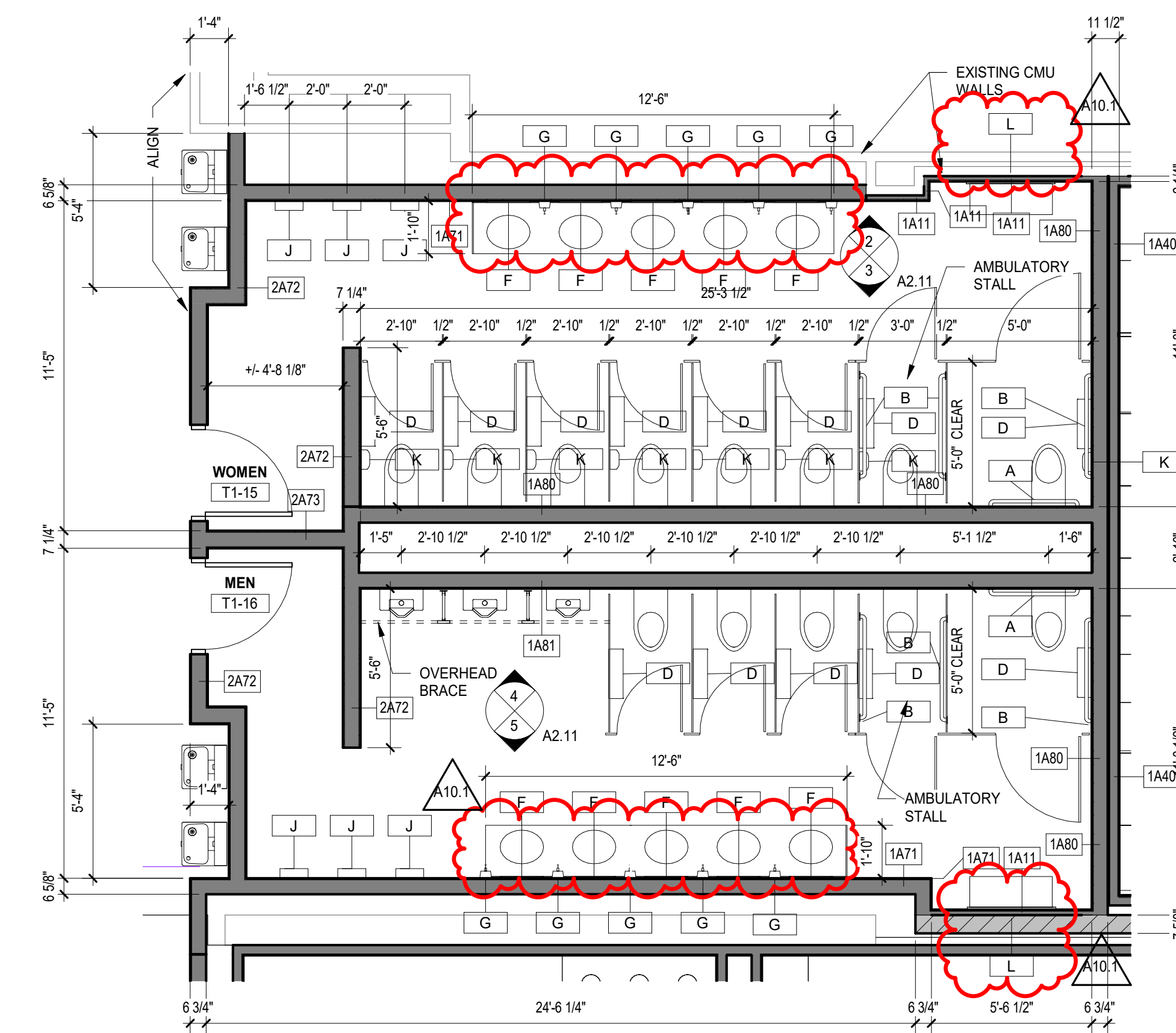
12/26/2019 2:51:11 PM
 C:\Users\mcdonald\Documents\025274-42_DCN_Arch_2019_Central_dvb\004.vrt
 Wight & Co. © Copyright 2019 All rights reserved. No part of these documents may be reproduced, stored, or transmitted in any form or by any means, electronic, mechanical, photocopying, recording or otherwise, without the prior written consent of Wight & Co.



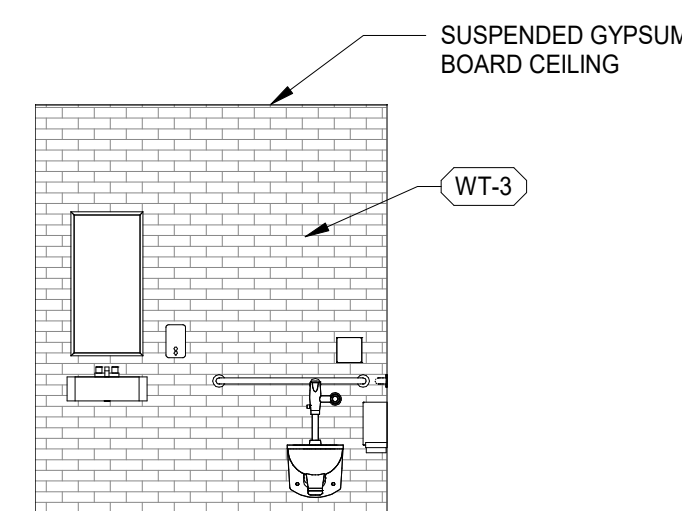
9 PHASE B - PUBLIC SINGLE USER TOILETS
 SCALE: 1/4" = 1'-0"



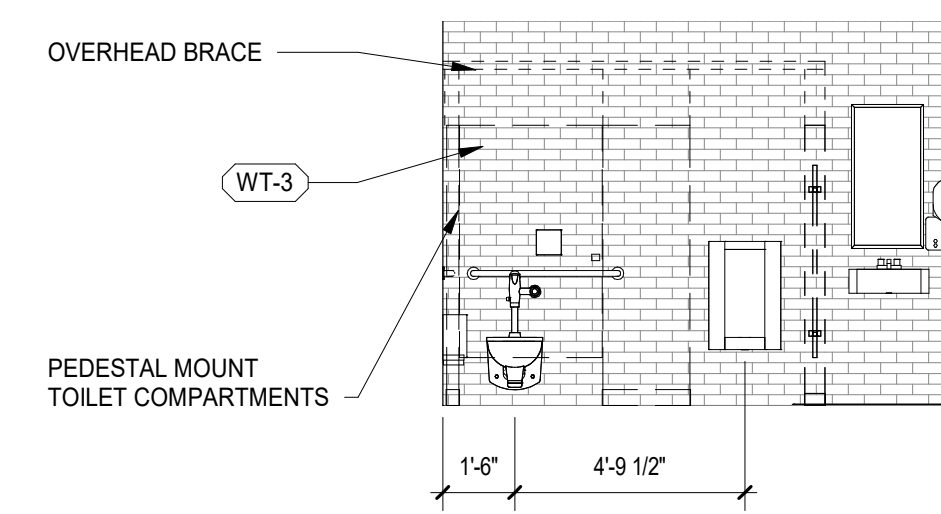
6 STAFF TOILET - 3RD FLOOR
 SCALE: 1/4" = 1'-0"



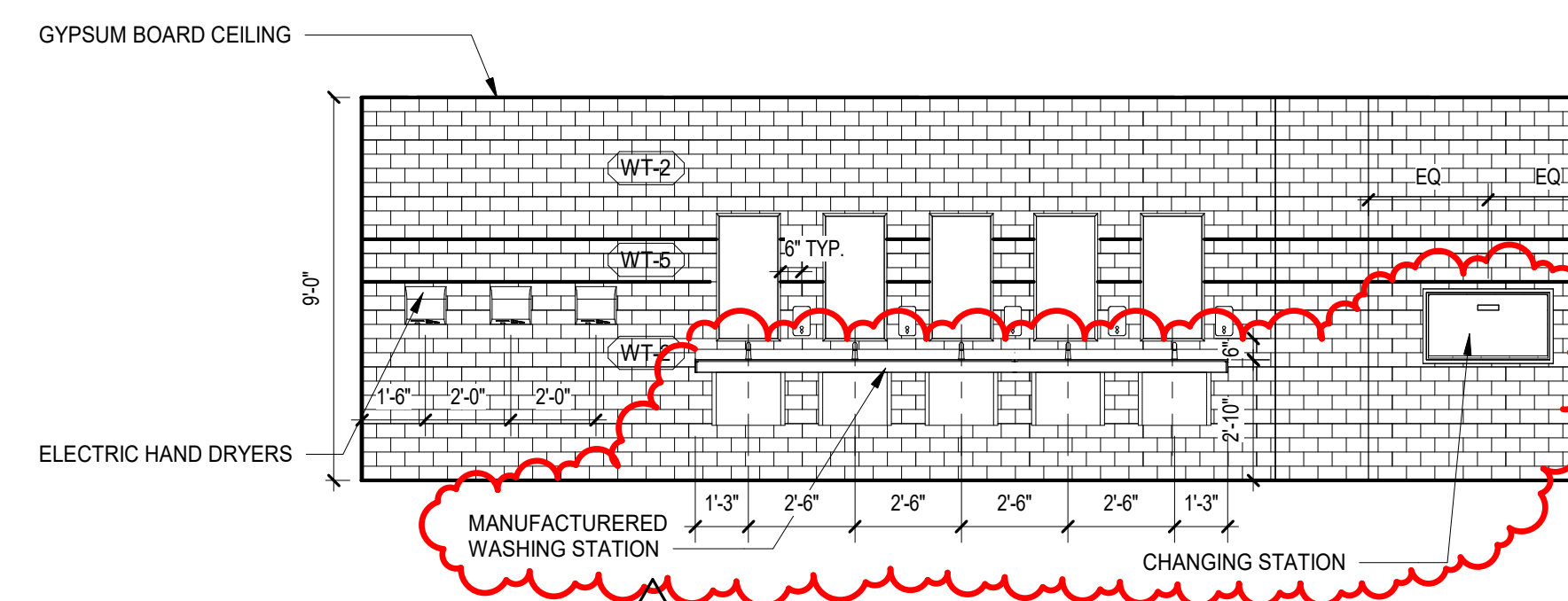
1 PHASE B - PUBLIC MULTIPLE USER TOILETS
 SCALE: 1/4" = 1'-0"



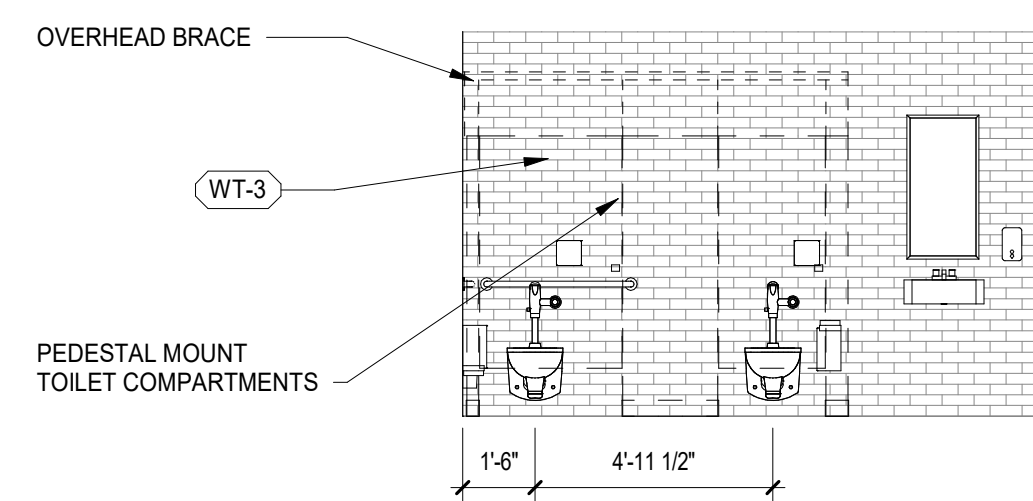
10 TYPICAL ELEVATION - PUBLIC SINGLE USER TOILET
 SCALE: 1/4" = 1'-0"



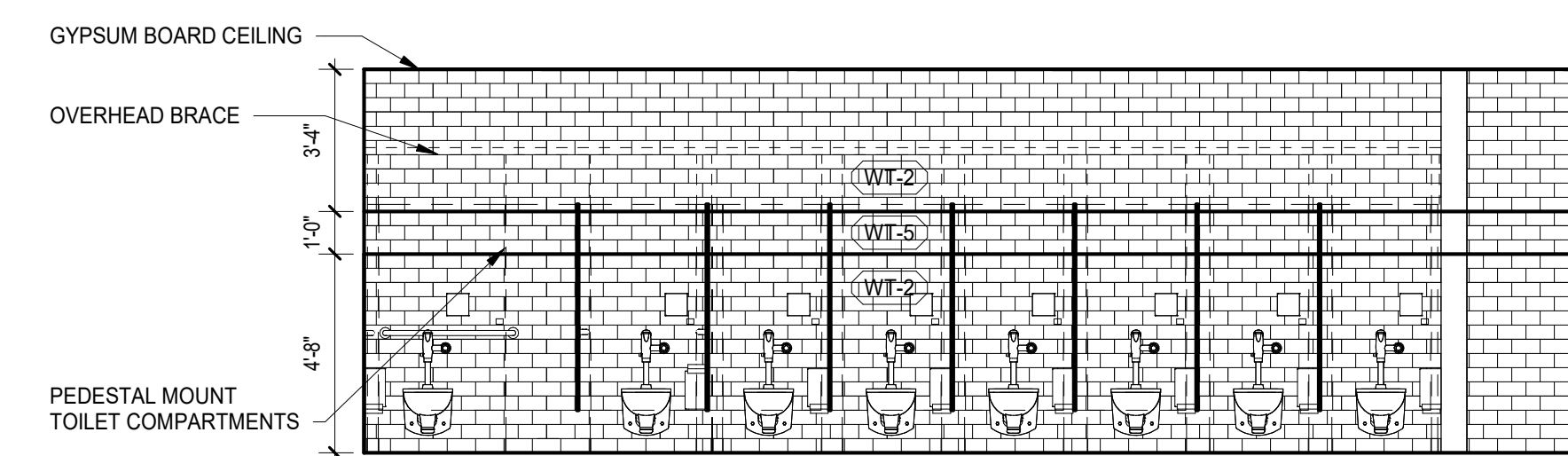
7 STAFF MEN T3-2 ELEVATION - WEST
 SCALE: 1/4" = 1'-0"



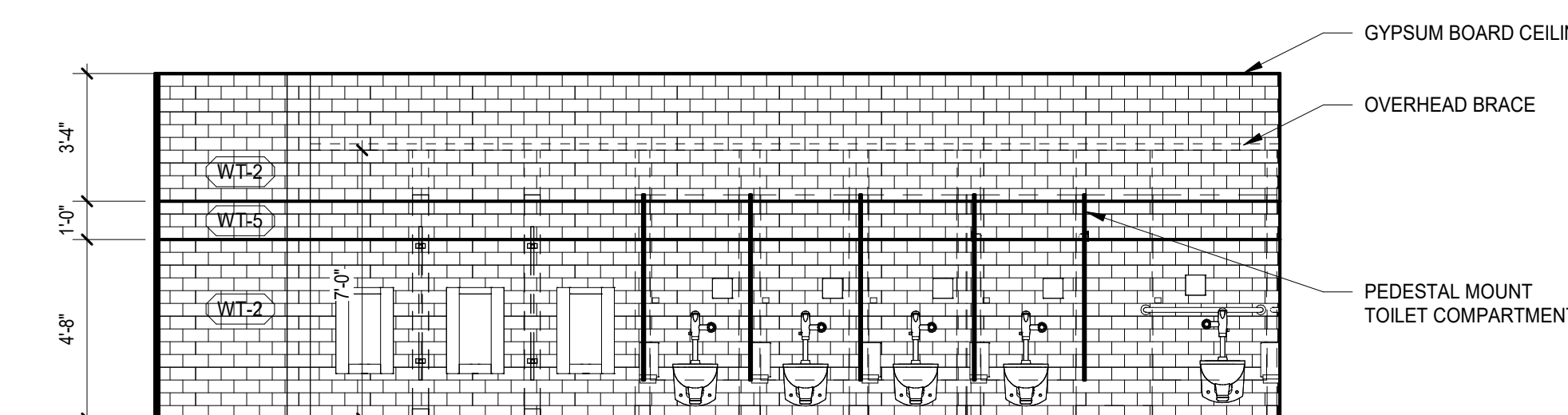
2 WOMEN T1-15 ELEVATION - NORTH
 SCALE: 1/4" = 1'-0"



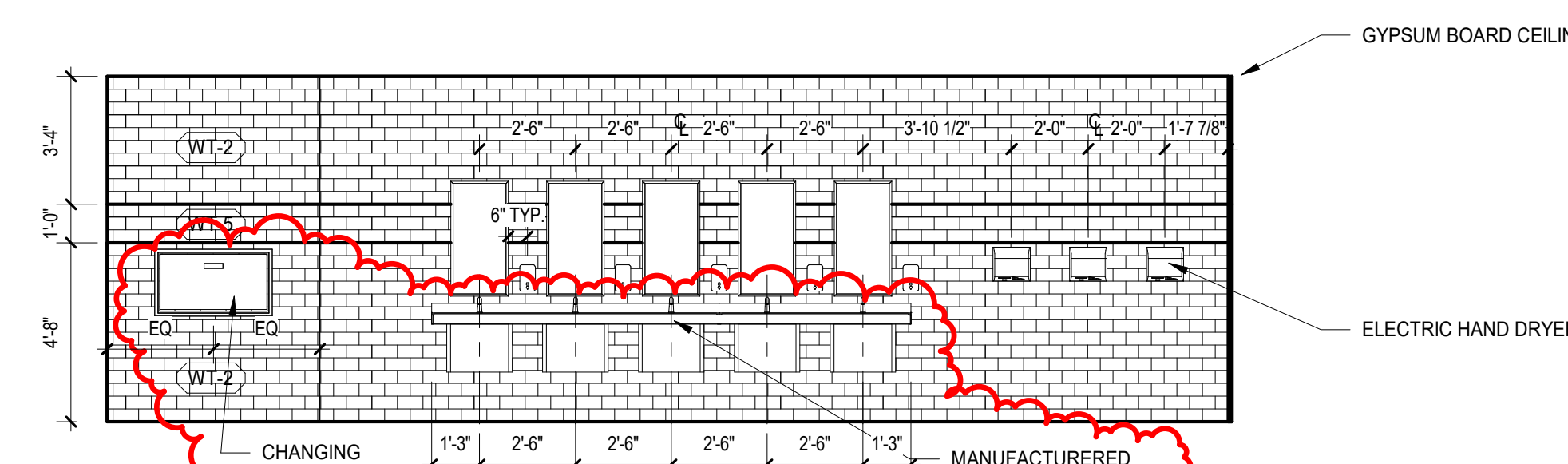
8 STAFF WOMEN T3-1 ELEVATION - EAST
 SCALE: 1/4" = 1'-0"



3 WOMEN T1-15 ELEVATION - SOUTH
 SCALE: 1/4" = 1'-0"



4 MEN T1-16 ELEVATION - NORTH
 SCALE: 1/4" = 1'-0"



5 MEN T1-16 ELEVATION - SOUTH
 SCALE: 1/4" = 1'-0"

TOILET ACCESSORIES LEGEND

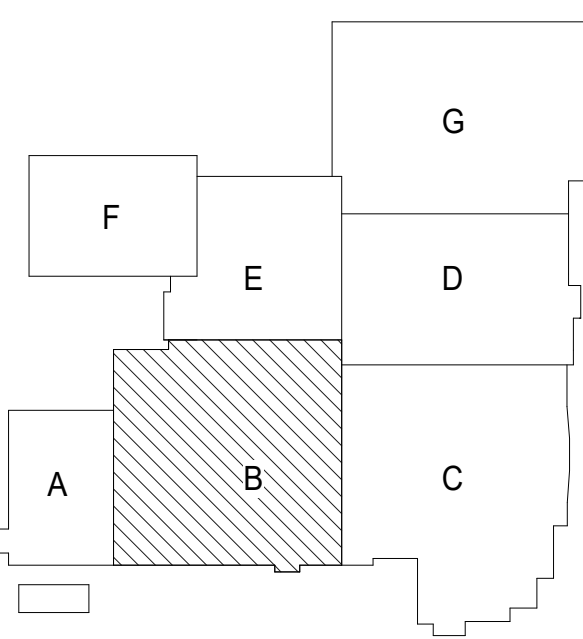
A	36" S.S. GRAB BAR
B	42" S.S. GRAB BAR
C	18" S.S. GRAB BAR
D	S.S. TOILET TISSUE DISPENSER
E	S.S. TOWEL DISPENSER w/ TRASH BIN (OWNER FURNISHED)
F	18" x 36" S.S. CHANNEL FRAME MIRROR
G	SOAP DISPENSER (OWNER FURNISHED)
H	S.S. WALL RECESSED ADULT CHANGING TABLE
I	BRADLEY MEDICINE CABINET MODEL 175
J	ELECTRIC HAND DRYER
K	WALL RECESSED
L	CHANGING STATION - WALL RECESSED



COMMUNITY HIGH SCHOOL
 DISTRICT 99



Wight & Company
 wightco.com
 2500 North Frontage Road
 Darien, IL 60561
 P 630.969.7000
 F 630.969.7979



**NOT FOR
 CONSTRUCTION**

A10.1	BID GROUP 10-ADDENDUM #1	12.30.2019
	ISSUED FOR BID - BID GROUP 10	11.19.2019
	ISSUED FOR 90% CD - PHASE C	11.01.2019
	ISSUED FOR 75% CD - PHASE C	10.14.2019
	ISSUED FOR 25% CD - PHASE C	08.30.2019
	ISSUED FOR 100% CD - PHASE C	07.12.2019
REV	DATE	

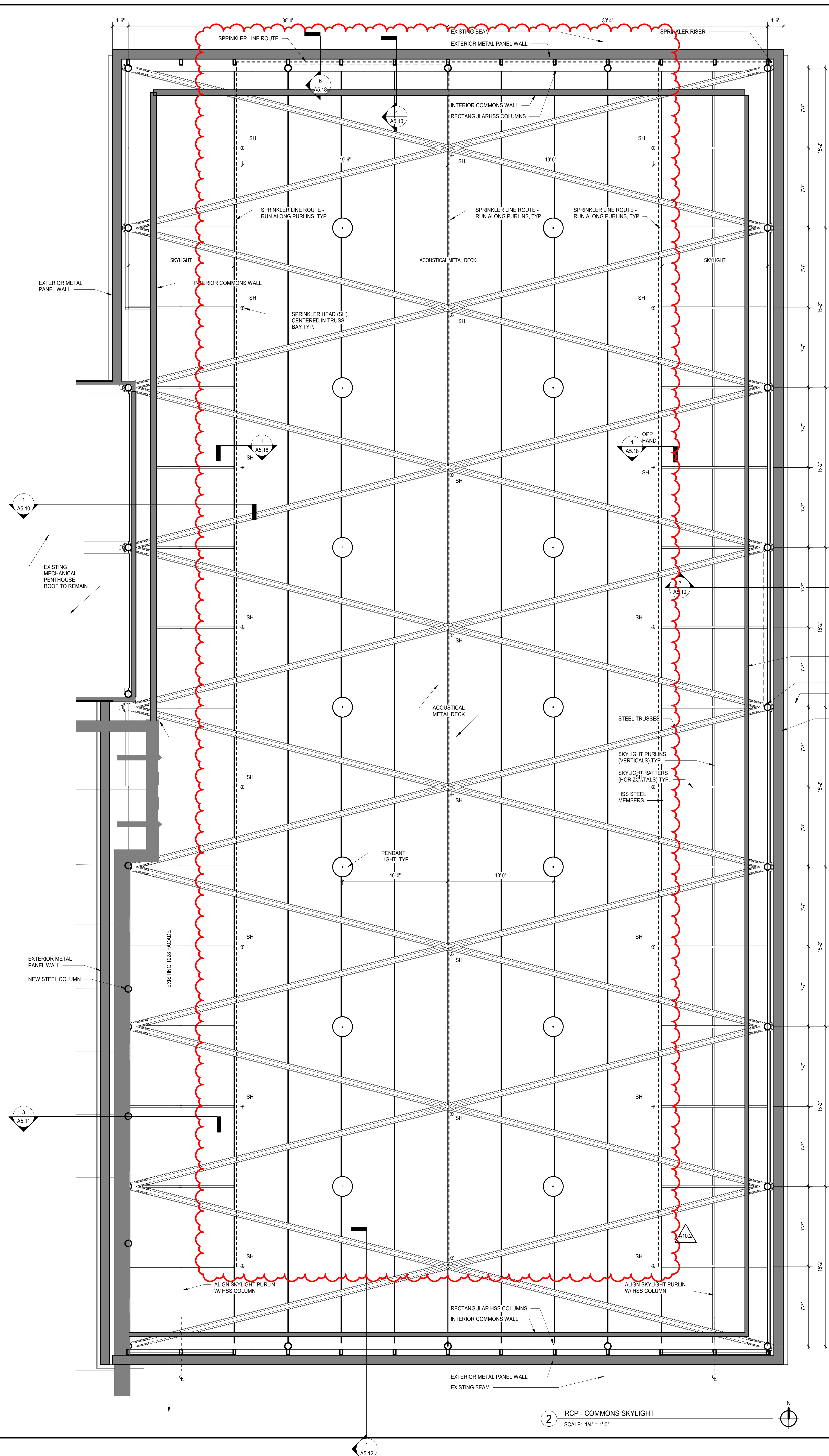
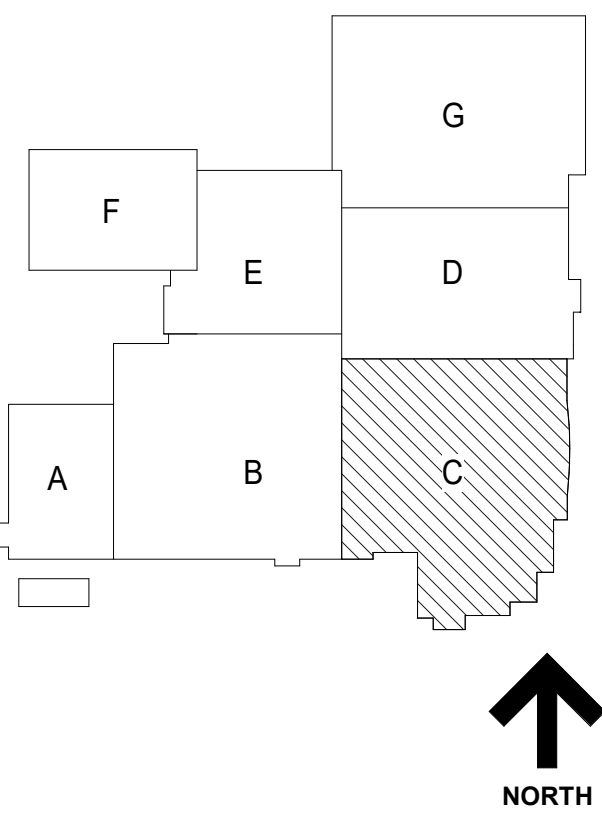
MFP
 IMPLEMENTATION -
 NORTH

4436 MAIN STREET
 DOWNERS GROVE, IL 60515

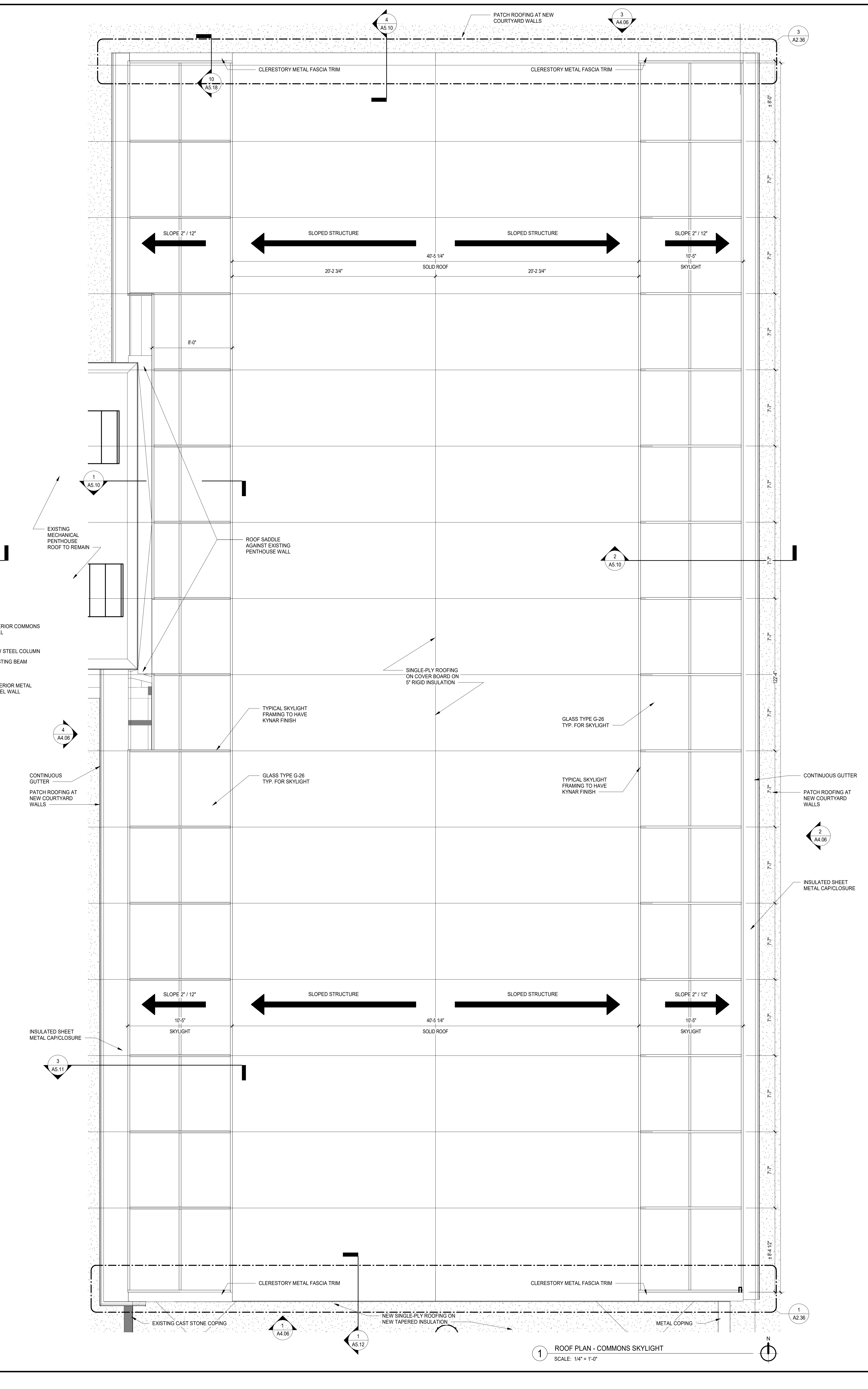
ENLARGED TOILET ROOM
 PLANS AND ELEVATIONS

Project Number:
 5274-42
 Drawn By:
 Author
 Sheet:

A2.11



2 RCP - COMMONS SKYLIGHT
SCALE: 1/4" = 1'-0"



1 ROOF PLAN - COMMONS SKYLIGHT
SCALE: 1/4" = 1'-0"

**NOT FOR
CONSTRUCTION**

A10.2 BID GROUP 10 - ADDENDUM #2 01.03.2019
ISSUED FOR BID - BID GROUP 10 11.19.2019
REV ISSUE DATE

**MFP
IMPLEMENTATION -
NORTH**

4436 MAIN STREET
DOWNERS GROVE, IL 60515

**ENLARGED PLANS -
COMMONS SKYLIGHT**

Project Number:
5274-42
Drawn By:
Author
Sheet

A2.35

12/26/2019 1:51:16 PM
C:\Users\mcdonald\Documents\5274-42_DCN_Arch_2019_Central.dwg
Wight & Co. © Copyright 2019 All rights reserved. No part of these documents may be reproduced, stored, or transmitted in any form or by any means, electronic, mechanical, photocopying, recording, or otherwise, without the prior written consent of Wight & Co.

12/26/2019 10:41:41 AM
 C:\Users\mcdonnam002\Documents\5274-42_DCN_Arch_2019_Central_dbs\000a.rvt
 Wight & Co. © Copyright 2018 All rights reserved. No part of these documents may be reproduced, stored, or transmitted in any form or by any means, electronic, mechanical, photocopying, recording or otherwise, without the prior written consent of Wight & Co.



GENERAL NOTES

- ALL LIGHT FIXTURES SHALL BE CENTERED IN ROOM UNLESS NOTED OTHERWISE.
- CENTER ALL CEILING MOUNTED DEVICES WITHIN 2X2 OR 2X4 SECTION OF SCORED 2X4 CEILING TILE.TYP.
- PANT EXPOSED UNDERSIDE OF ROOF DECK/FLOOR STRUCTURE, EXPOSED STRUCTURAL STEEL BEAMS, EXPOSED UTILITY PIPING AND ALL OTHER "PAINTABLE" SURFACES. SEE SPECIFICATIONS FOR FURTHER CLARIFICATION.
- PROVIDE NEW GRID AND CEILING TILE IN ROOMS WHERE LIGHTING IS BEING REPLACED FROM A 2' x 4' LIGHT FIXTURE TO A 2' x 2' LIGHT FIXTURE.

REFLECTED CEILING PLAN SYMBOL LEGEND

- RECESSED LIGHT FIXTURE
- 2X2 RECESSED LIGHT FIXTURE
- RECESSED CAN LIGHT FIXTURE
- PENDANT LIGHT FIXTURE
- PENDANT LIGHT FIXTURE
- WALL MOUNTED LIGHT FIXTURE
- WALL SCONCE
- IN GROUND LIGHT FIXTURE
- EXISTING PENDANT LIGHT FIXTURE
- EXISTING 2X4 RECESSED LIGHT FIXTURE
- 2' x 2' ACOUSTICAL CEILING SYSTEM
- GYPSSUM BOARD CEILING
- EXISTING CEILING & LIGHTING TO REMAIN NO WORK THIS AREA
- EXTERIOR WALL FIXTURE

CEILING FINISHES

10'-0" CEILING HEIGHT
ACT-1 CEILING FINISH

SYMBOL	DESCRIPTION
ACT-1	SUSPENDED ACT WITH APPLIED GYPSSUM AND BATT
ACA-2	BARRIER CEILING WITH SPRAY APPLIED INSULATION
ACA-3	BARRIER CEILING WITH ACOUSTICAL CEILING BELOW
ACT-1	2X2 ACOUSTICAL CEILING SYSTEM-SEE SPECIFICATION
ACT-2	2X4 ACOUSTICAL CEILING SYSTEM-SEE SPECIFICATION
ACT-3	2X2 SUSPENDED CEILING - FOOD SERVICE - SEE SPEC.
ACT-4	2X2 ACOUSTICAL CEILING SYSTEM-SEE SPECIFICATION
GYP-1	GYPSSUM BOARD CEILING
GYP-3	GYPSSUM BOARD CEILING
WG-1	SUSPENDED WOOD GRILLE CEILING

KEYNOTES

- 22 BASKETBALL GOAL - FORWARD FOLD PER SPECIFICATION 116023
- C5 2" CEILING JOINT COVER. TYPE AS INDICATED.
- C6 NO WORK - CEILING AND LIGHTS TO REMAIN
- C8 WALL MOUNTED LIGHT FIXTURES - REFER TO INTERIOR ELEVATIONS AND ELECTRICAL DRAWINGS FOR MORE INFORMATION
- C14 PAINT GYPSSUM BOARD CEILING PT-7
- C22 EXPOSED TO STRUCTURE - STANDARD ROOF DECK. PAINT ALL EXPOSED PT-8
- C23 EXPOSED TO STRUCTURE - ACOUSTICAL ROOF DECK. PAINT ALL EXPOSED PT-4
- C24 GYM DIVIDER CURTAIN (ALTERNATE)
- C38 PAINT EXPOSED STRUCTURE ABOVE PT-4
- C39 PAINT GYPSSUM BOARD CEILING PT-9
- C43 EXISTING BEAM COVERED IN PLASTER TO BE PAINTED PT-4
- C44 PAINT VERTICAL FACE OF GYPSSUM BOARD SOFFIT UPT-8

DISTRICT 99

COMMUNITY HIGH SCHOOL DISTRICT 99

Wight

Wight & Company
wightco.com
2500 North Frontage Road
Darien, IL 60561
P 630.969.7000
F 630.969.7979

1 LEVEL 2 RCP - AREA B
SCALE: 1/8" = 1'-0"

REV	ISSUE	DATE
A10.1	BID GROUP 10-ADDENDUM #1	12.30.2019
	ISSUED FOR BID - BID GROUP 10	11.19.2019
	ISSUED FOR 90% CD - PHASE C	11.01.2019
	ISSUED FOR 75% CD - PHASE C	10.14.2019
	ISSUED FOR 25% CD - PHASE C	08.30.2019
13	DOC MOD 13	08.02.2019
	ISSUED FOR CONSTRUCTION - PHASE B	07.26.2019

MFP IMPLEMENTATION - NORTH

4436 MAIN STREET
DOWNERS GROVE, IL 60515

REFLECTED CEILING PLAN - LEVEL 2 AREA B

Project Number:
5274-42
Drawn By:
MB
Sheet:

A3.02B

NOT FOR CONSTRUCTION

A10.1 BID GROUP 10-ADDENDUM #1 12.30.2019
ISSUED FOR BID - BID GROUP 10 11.19.2019
ISSUED FOR 90% CD - PHASE C 11.01.2019
REV ISSUE DATE

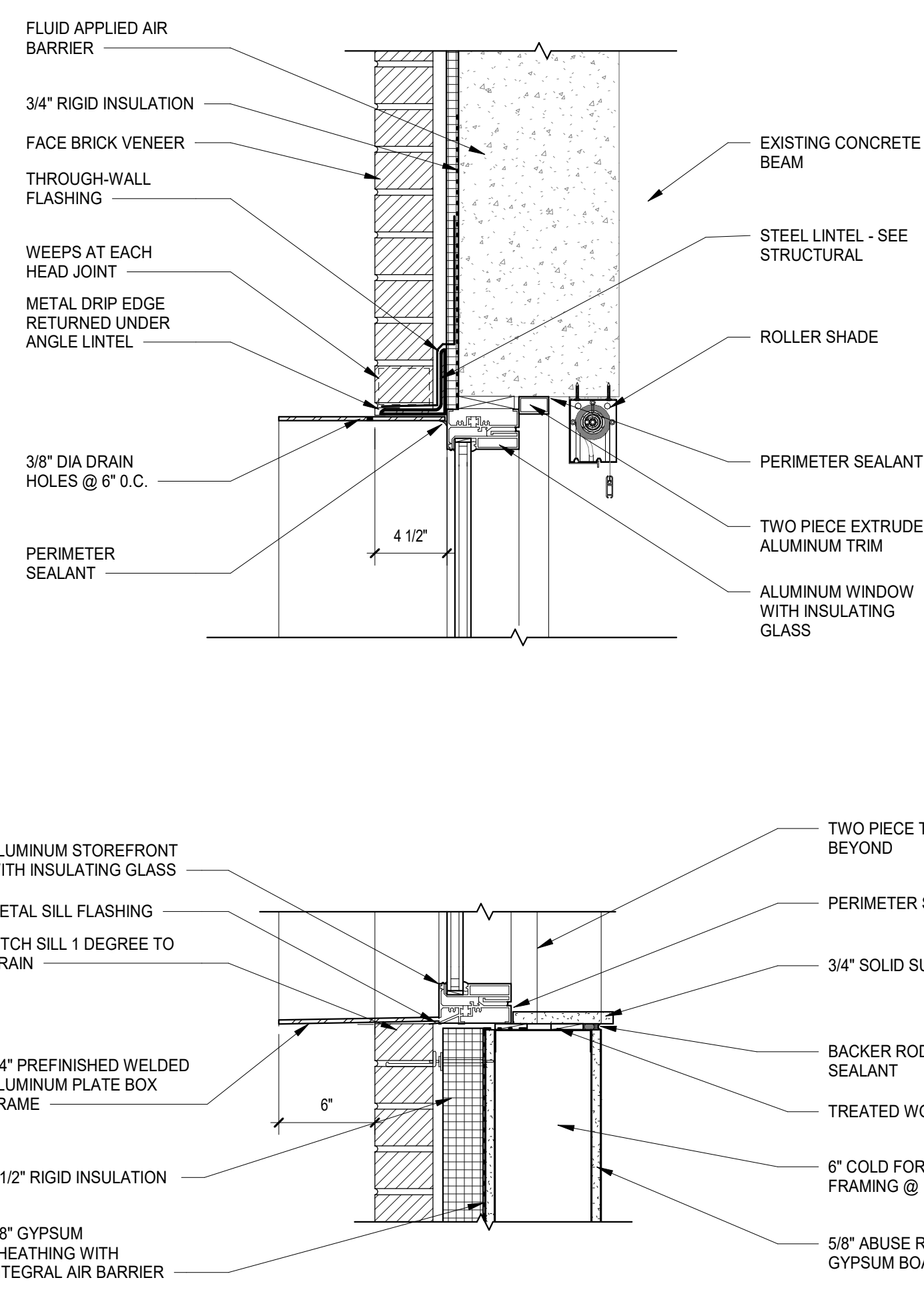
MFP IMPLEMENTATION - NORTH

4436 MAIN STREET
DOWNERS GROVE, IL 60515

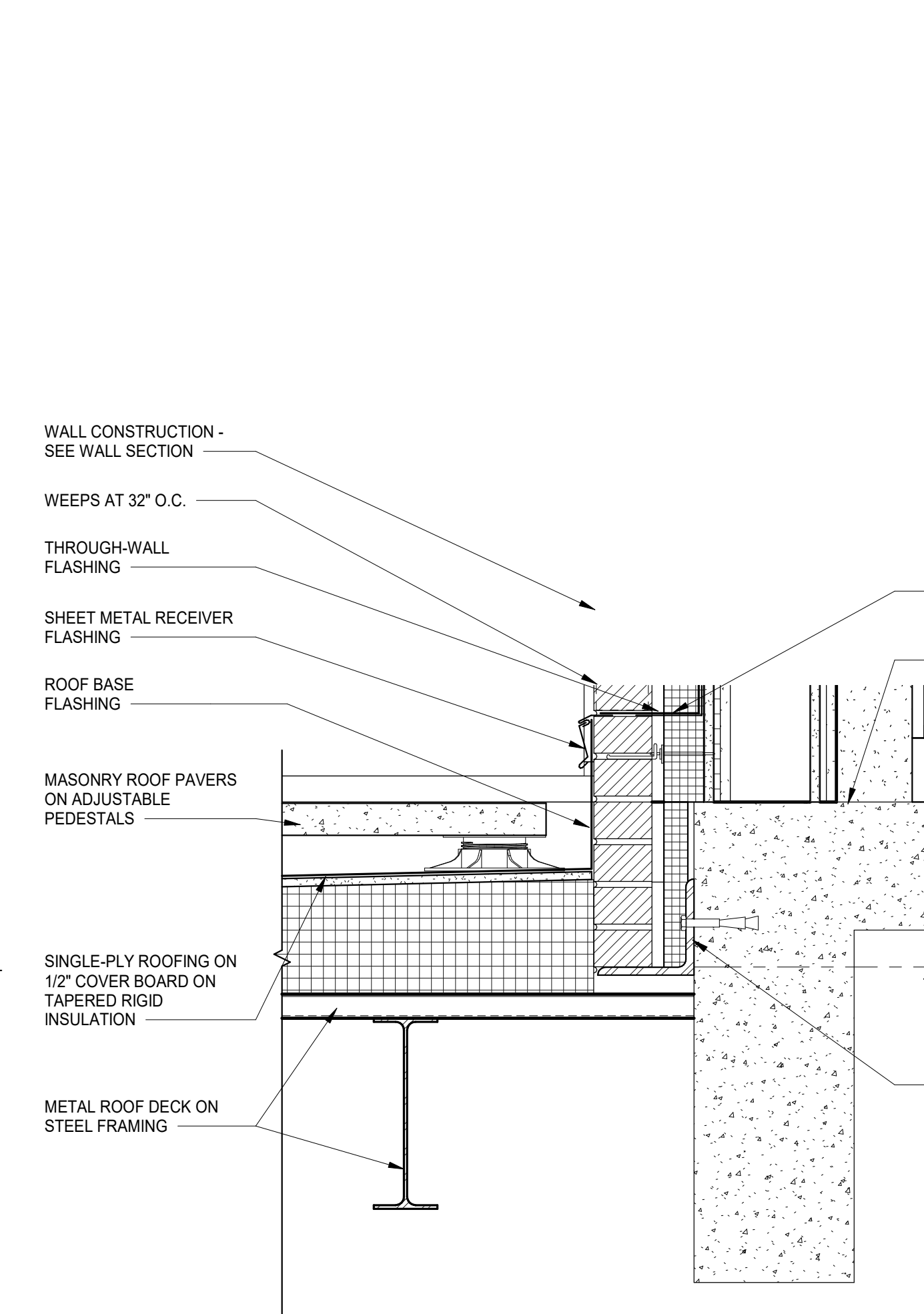
WALL SECTION DETAILS - AREA C

Project Number:
5274-42
Drawn By:
Author:
Sheet:

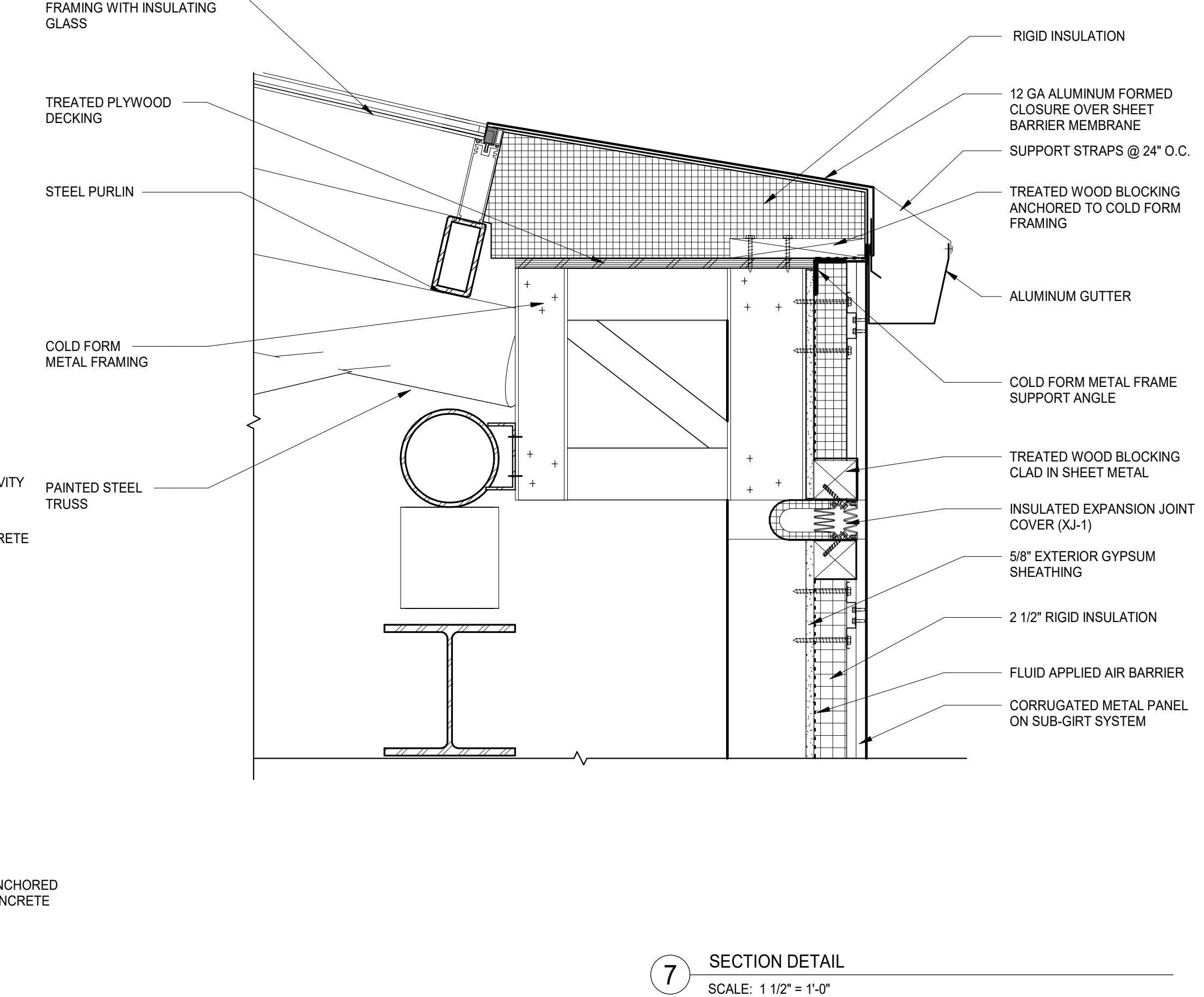
12/26/2019 2:41:53 PM
C:\Users\mcdon\Documents\5274-42_DCN_Arch_2019_Central_detailed.vit
Wight & Co. © Copyright 2019. All rights reserved. No part of these documents may be reproduced, stored, or transmitted in any form or by any means, electronic, mechanical, photocopying, recording or otherwise, without the prior written consent of Wight & Co.



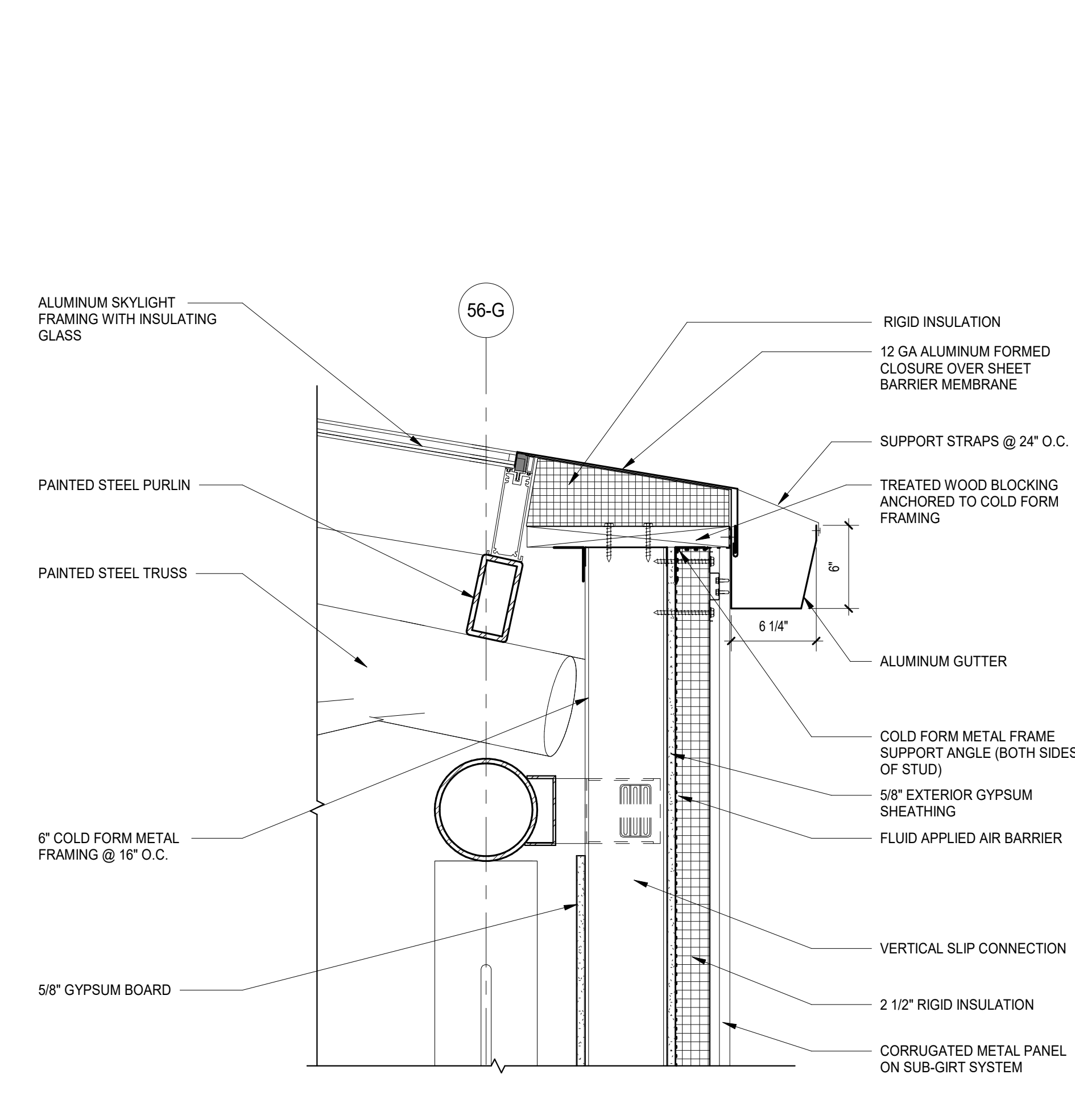
12 SECTION DETAIL
SCALE: 1 1/2" = 1'-0"



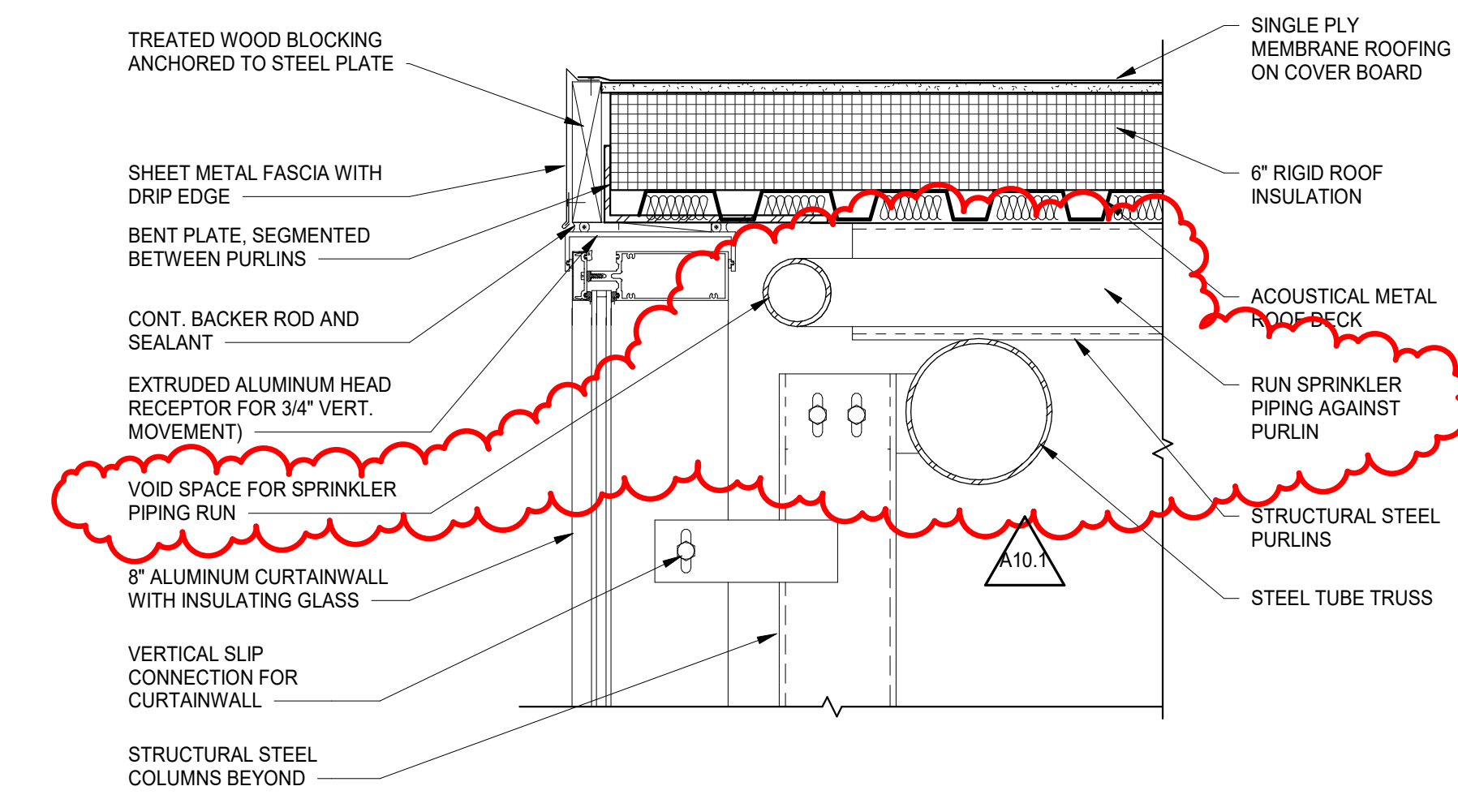
11 SECTION DETAIL
SCALE: 1 1/2" = 1'-0"



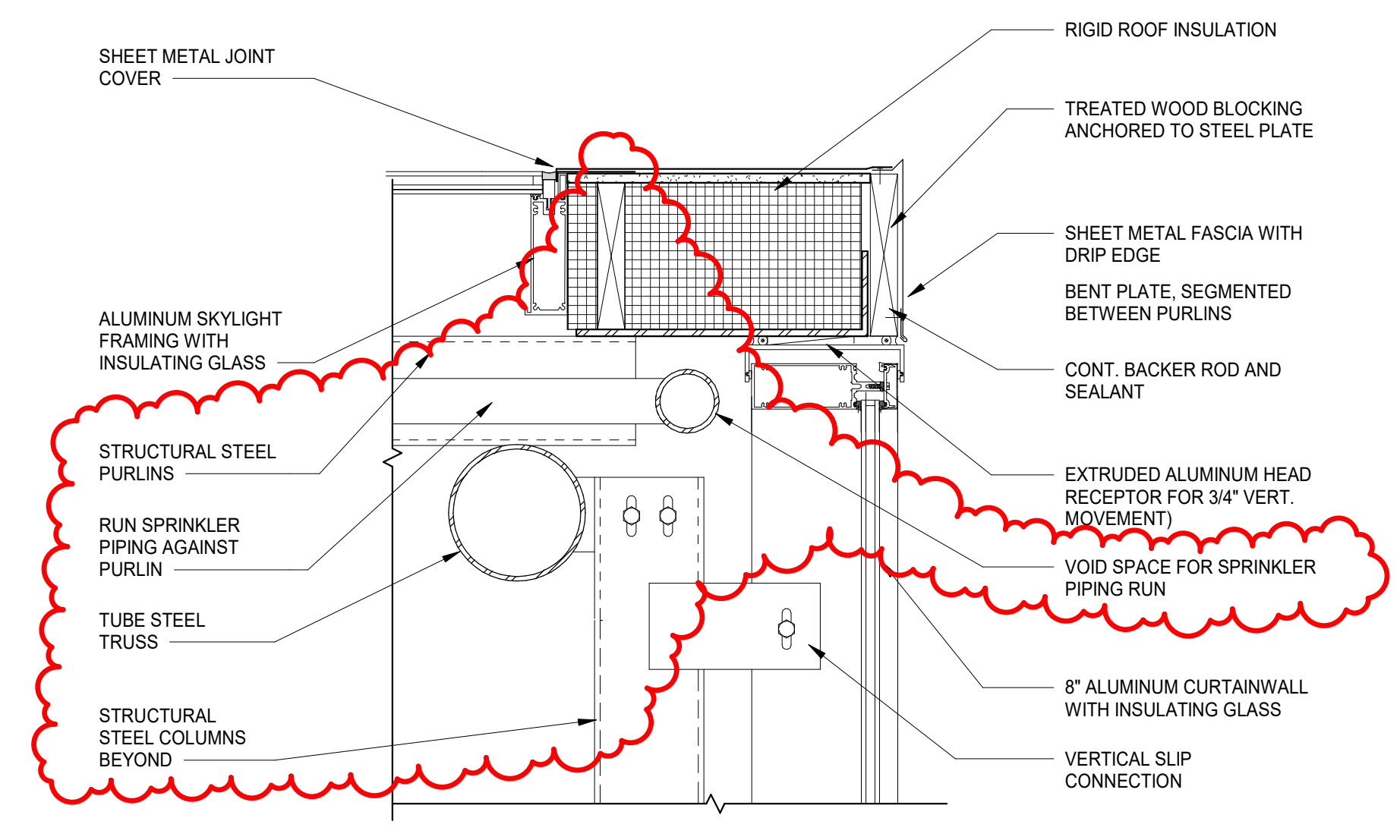
7 SECTION DETAIL
SCALE: 1 1/2" = 1'-0"



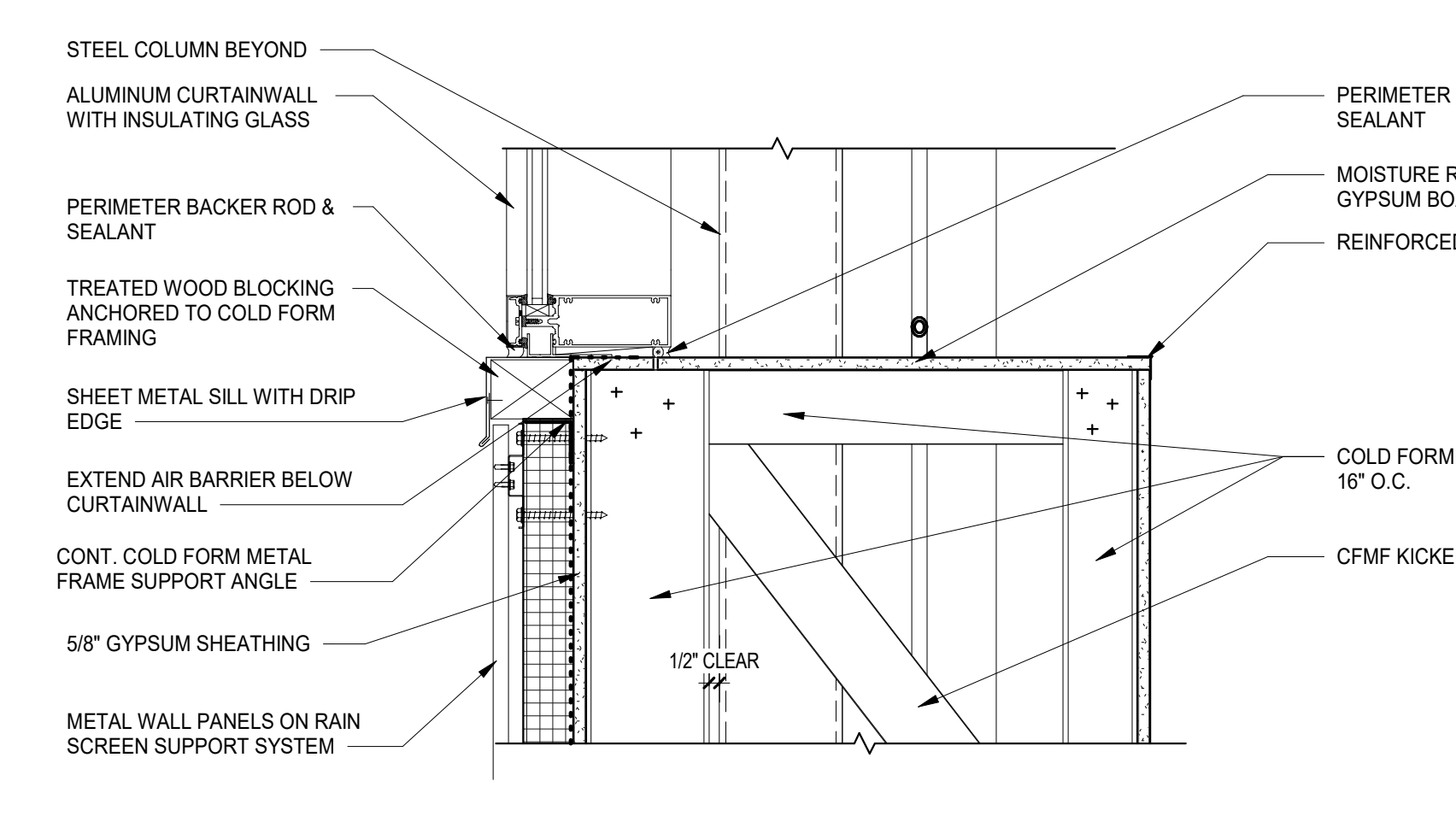
3 SECTION DETAIL
SCALE: 1 1/2" = 1'-0"



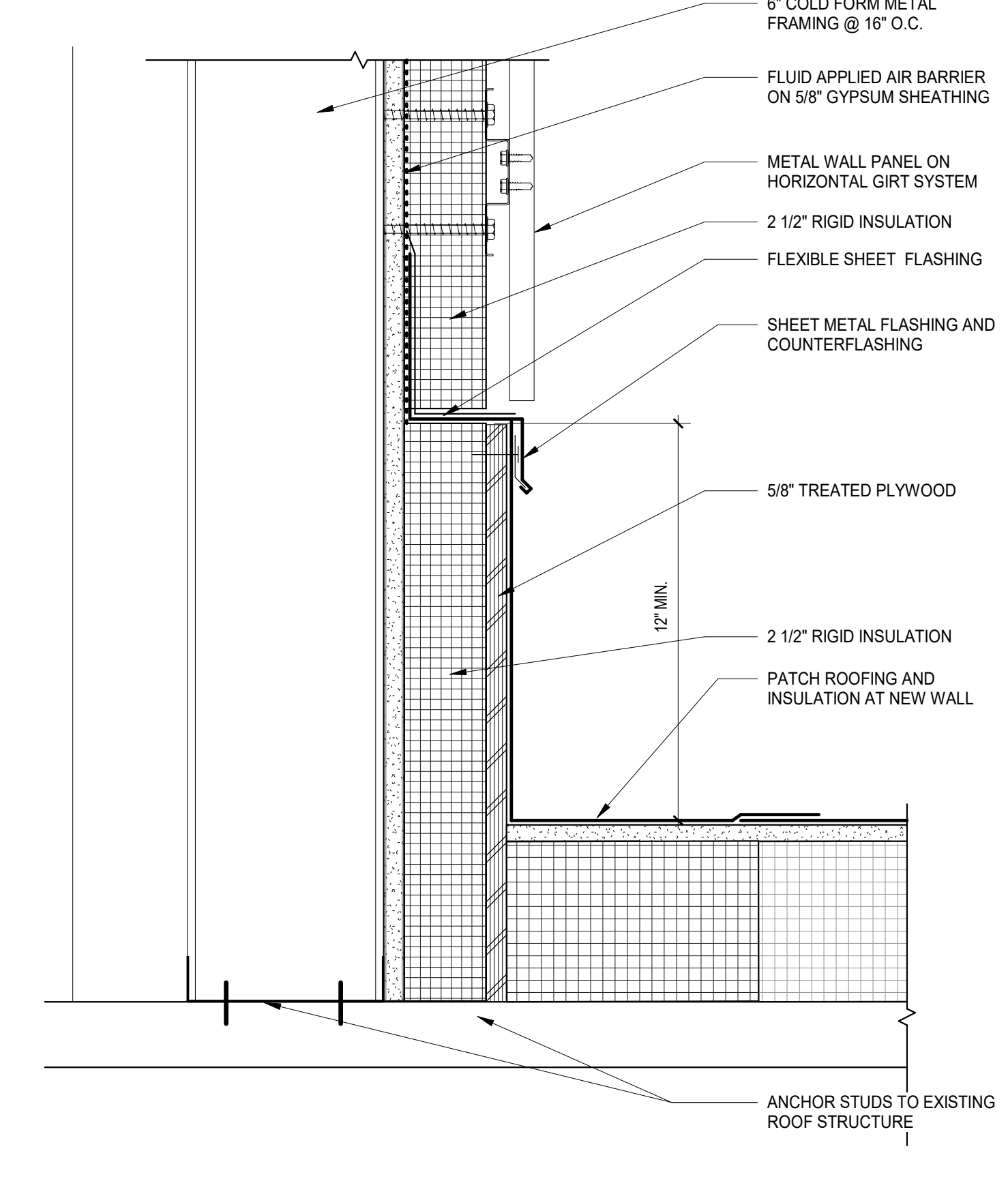
6 SECTION DETAIL
SCALE: 1 1/2" = 1'-0"



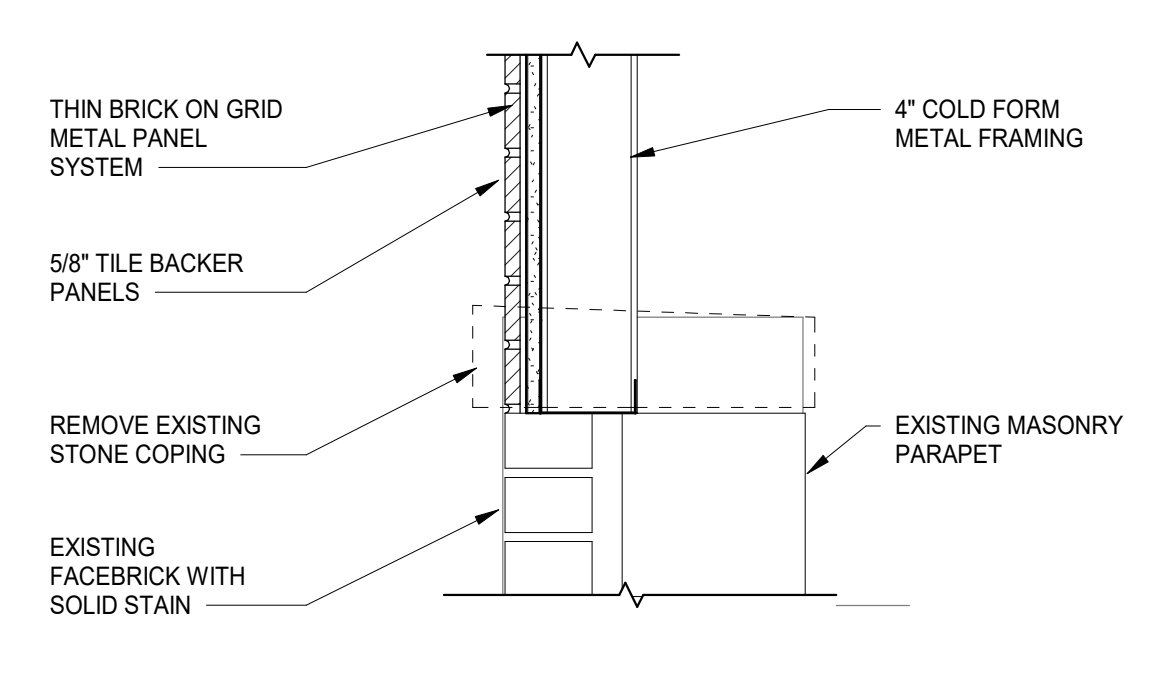
10 WALL SECTION DETAIL - COMMONS SKYLIGHT GABLE END
SCALE: 1 1/2" = 1'-0"



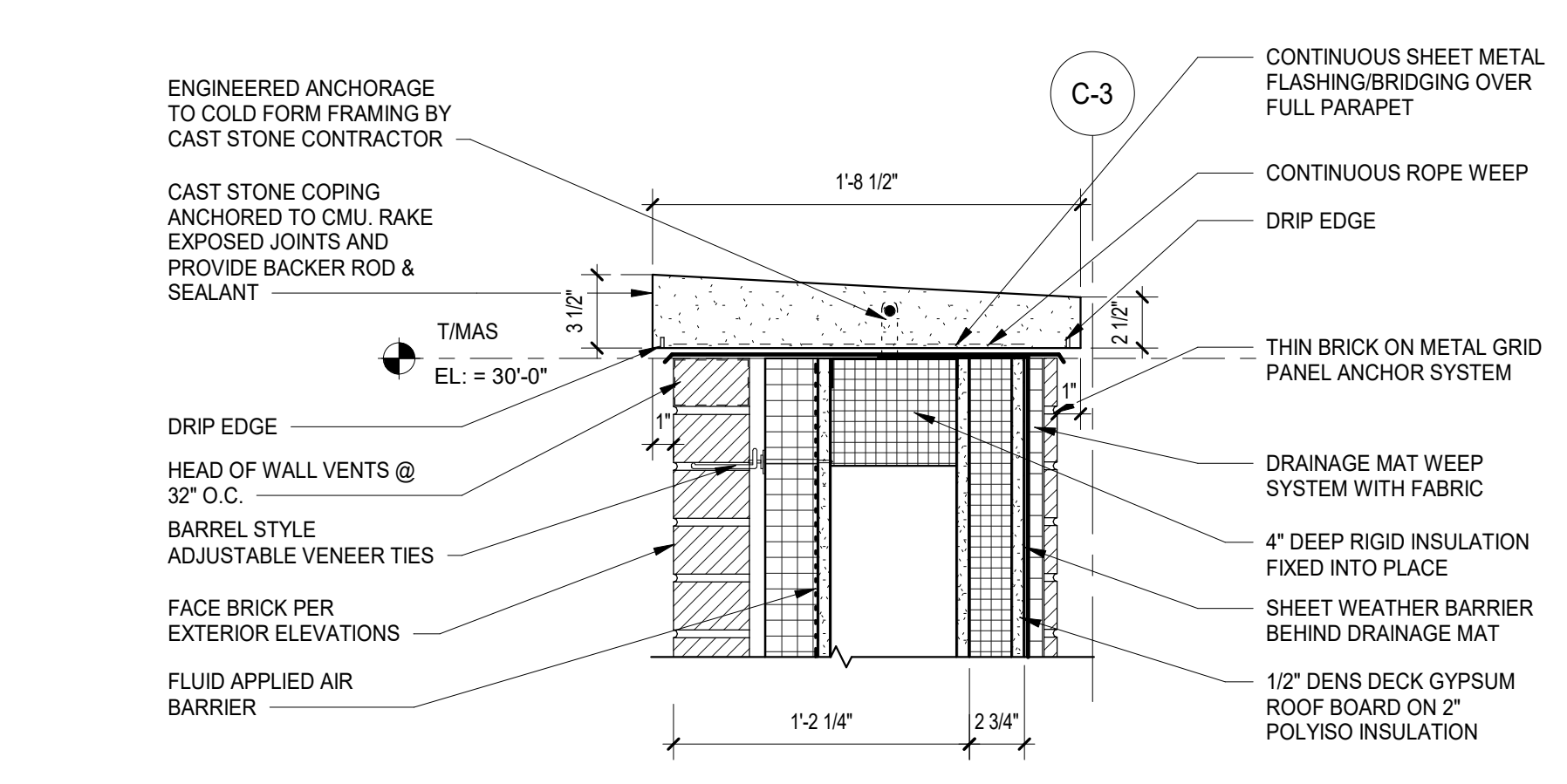
5 SECTION DETAIL
SCALE: 1 1/2" = 1'-0"



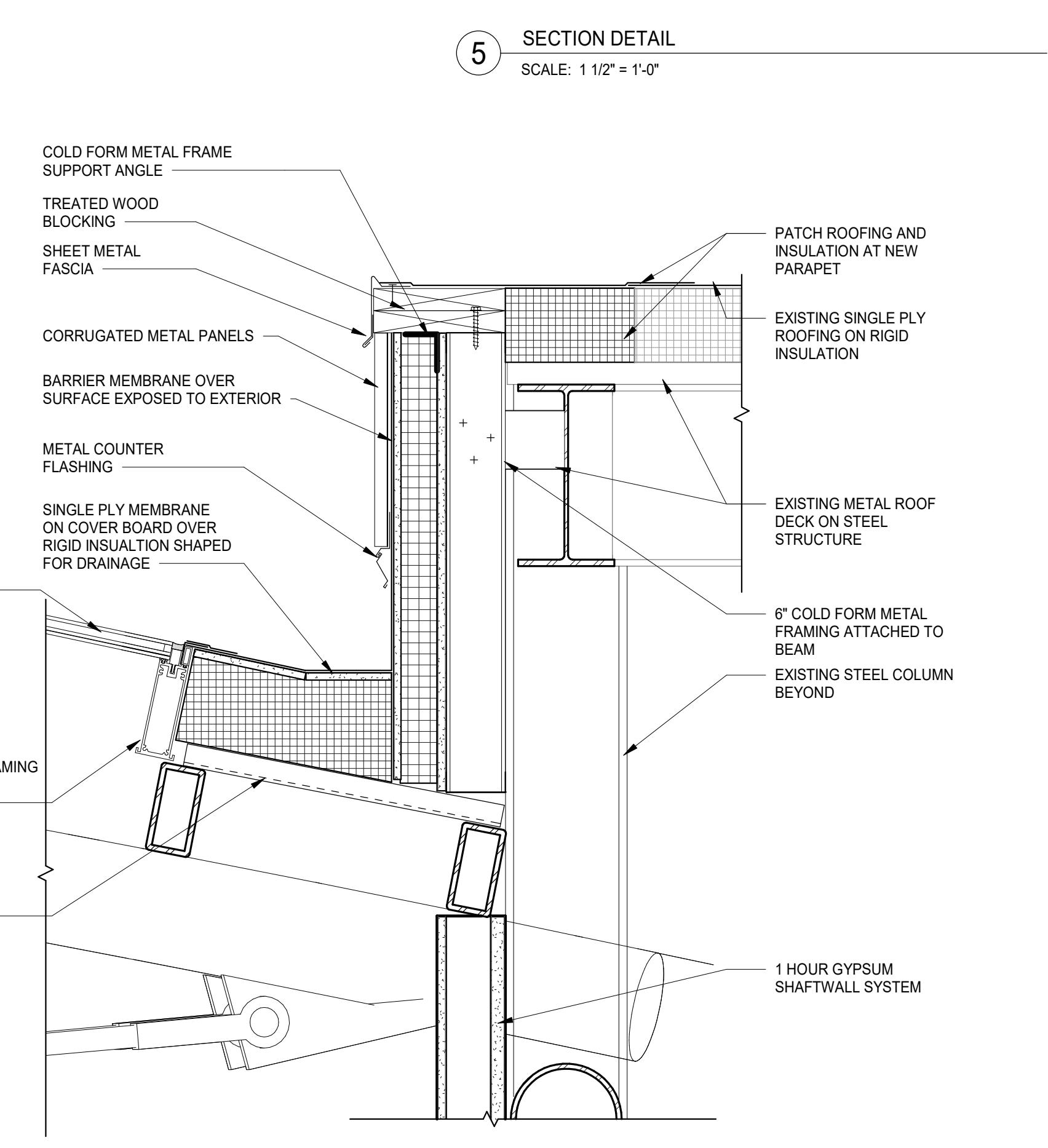
2 SECTION DETAIL
SCALE: 3" = 1'-0"



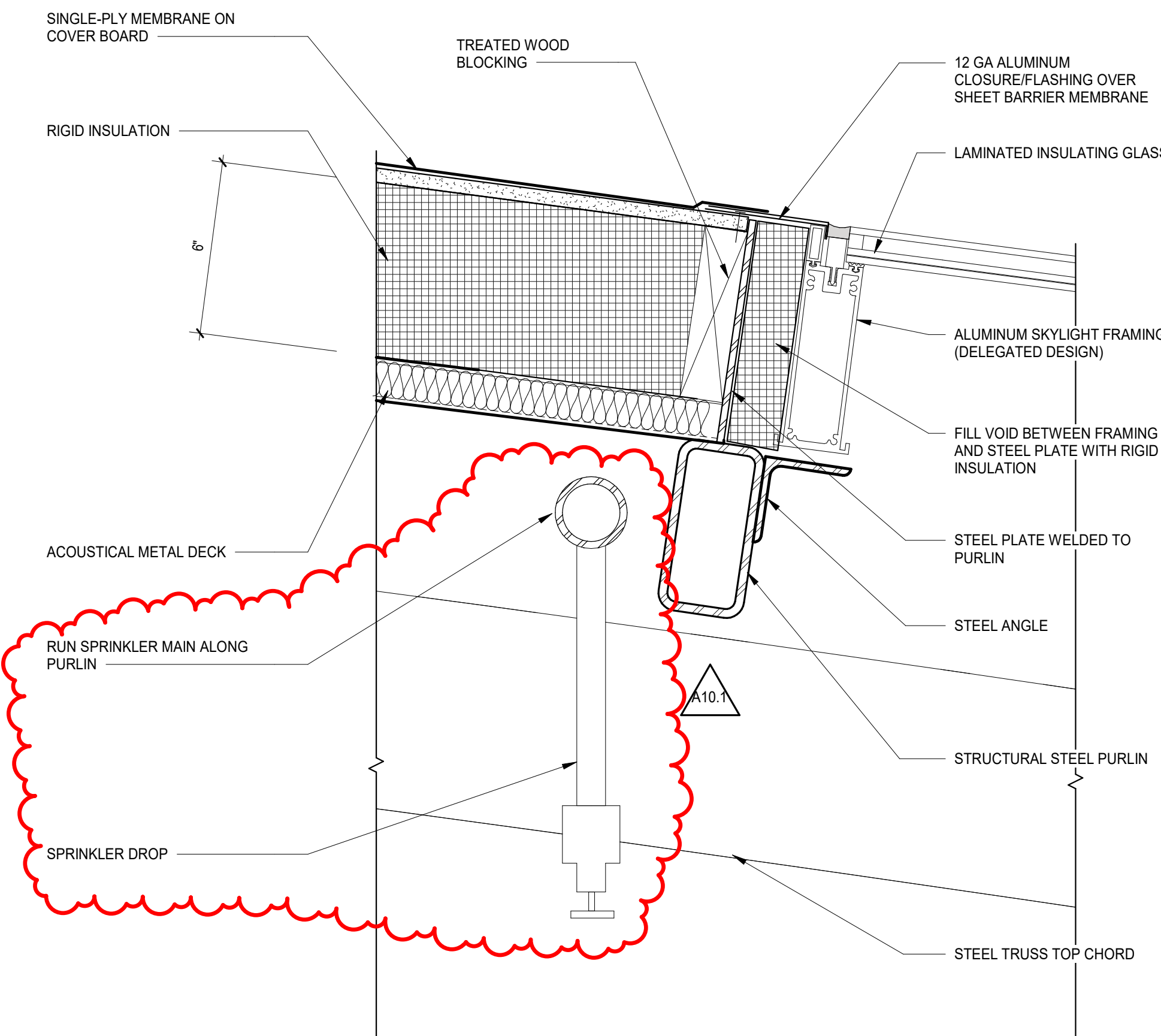
9 SECTION DETAIL
SCALE: 1 1/2" = 1'-0"



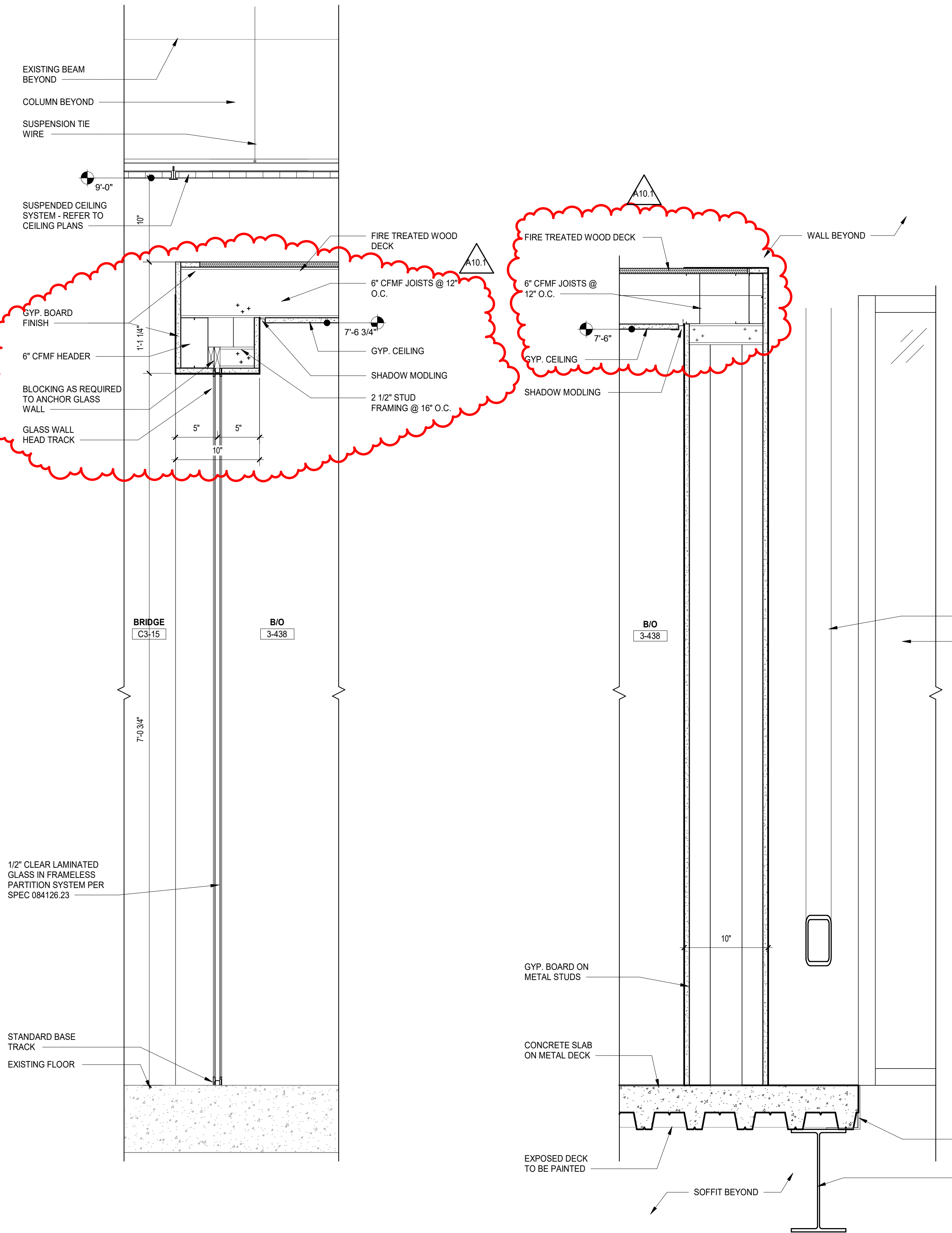
8 SECTION DETAIL
SCALE: 1 1/2" = 1'-0"



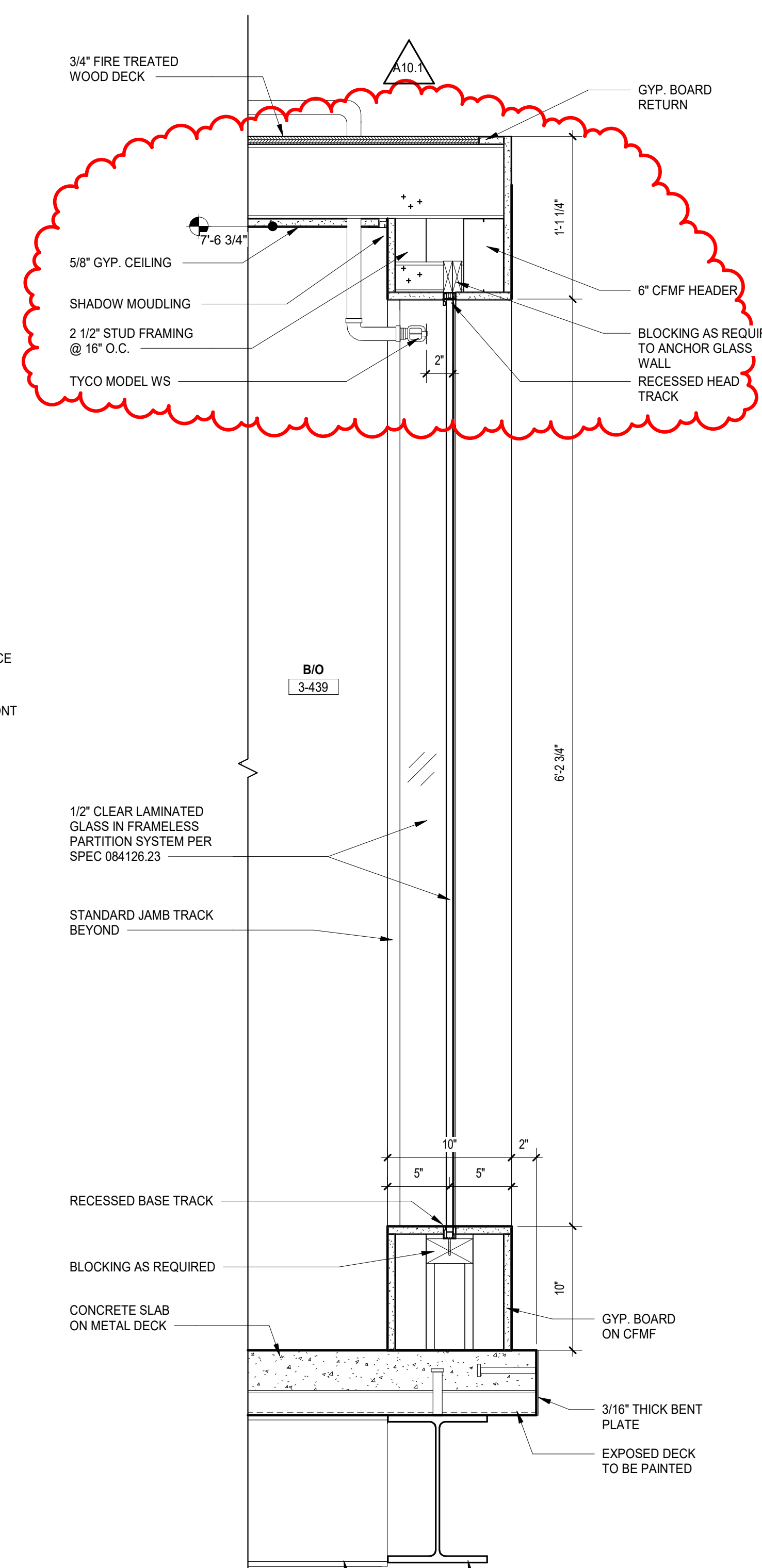
4 SECTION DETAIL
SCALE: 1 1/2" = 1'-0"



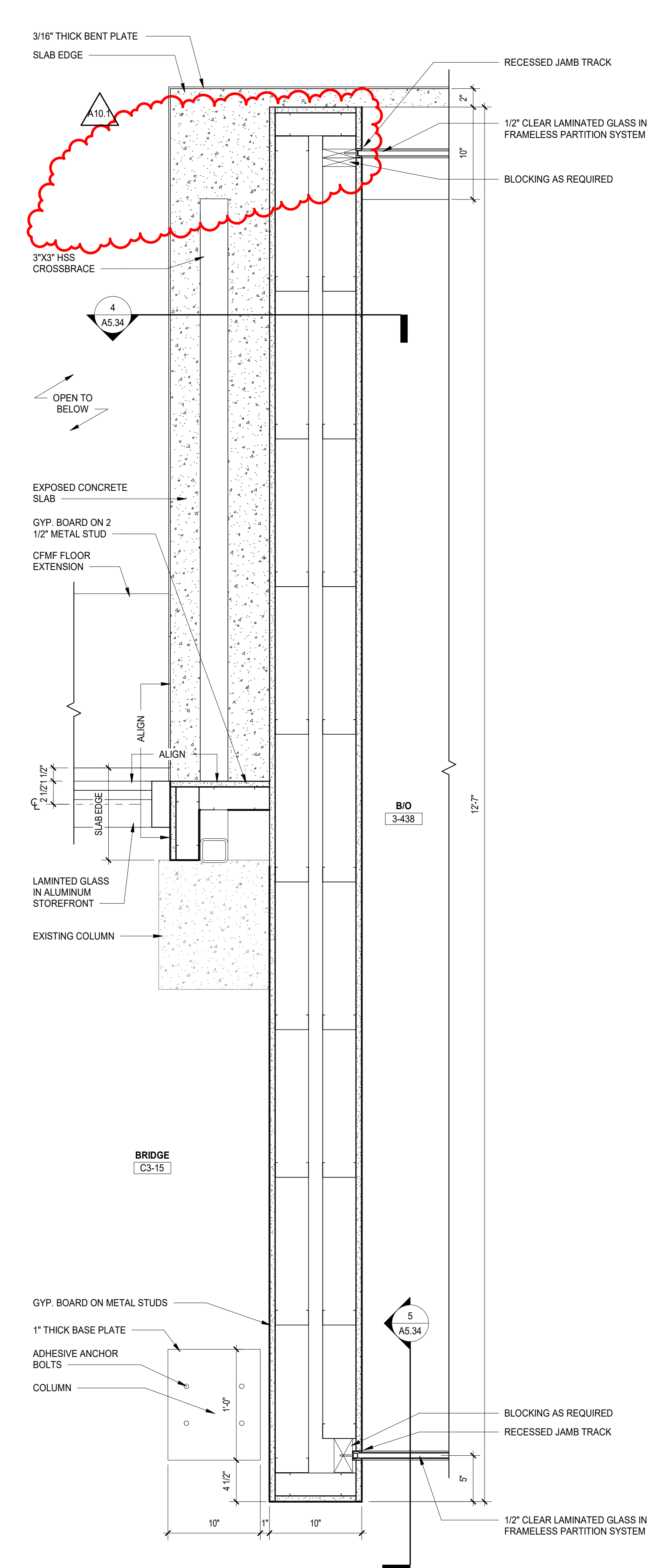
1 SECTION DETAIL
SCALE: 3" = 1'-0"



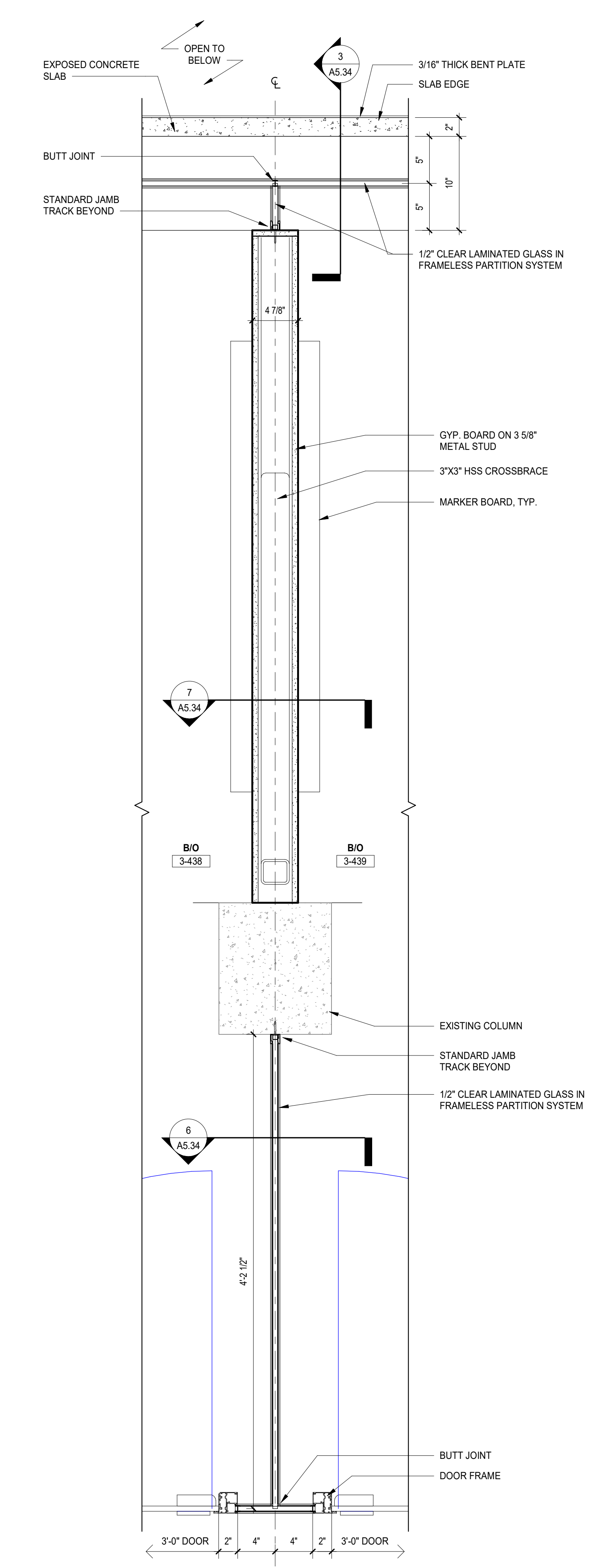
5 SECTION DETAIL @ BIO 3-438
SCALE: 1/12" = 1'-0"
REF: 1/A3.03C



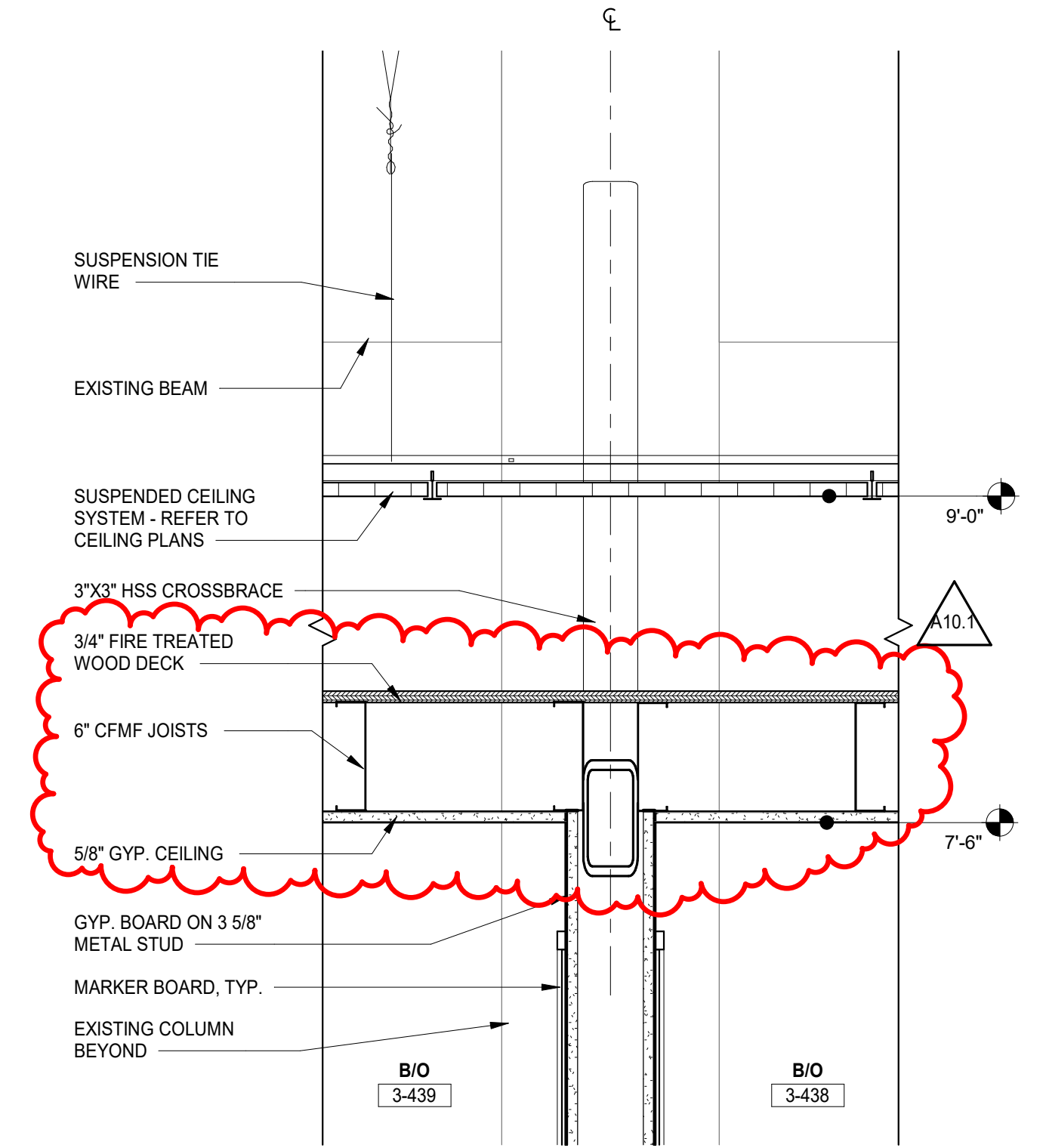
3 SECTION DETAIL @ BIO 3-439
SCALE: 1/12" = 1'-0"
REF: 1/A3.03C



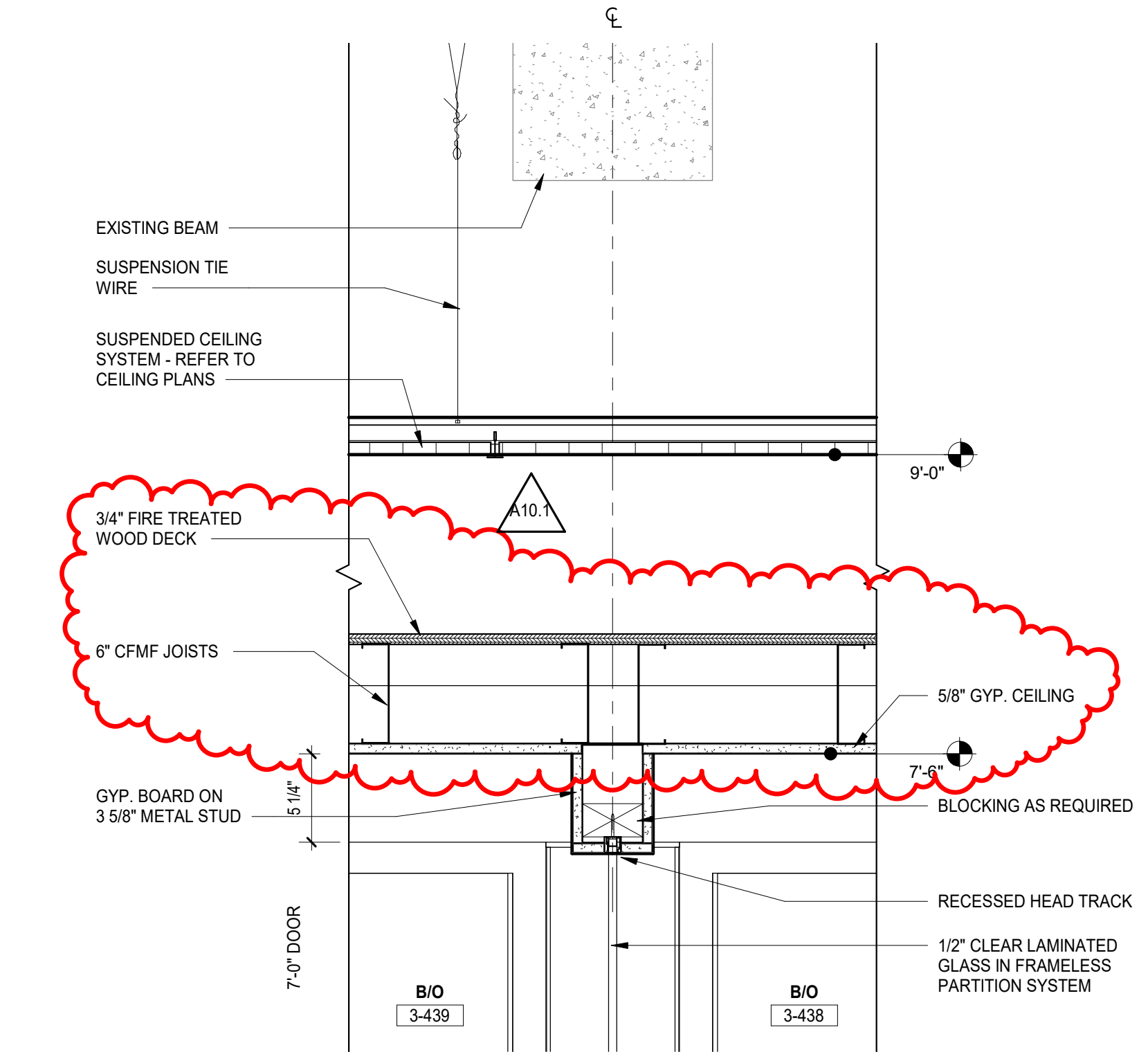
2 PLAN DETAIL @ BIO 3-438
SCALE: 1/12" = 1'-0"
REF: 1/A3.03C



1 PLAN DETAIL @ BIO 3-438 & 3-439
SCALE: 1/12" = 1'-0"
REF: 1/A3.03C



7 CEILING DETAIL @ BIO 3-438 & 3-439
SCALE: 1/12" = 1'-0"
REF: 1/A3.03C



6 CEILING DETAIL @ BIO 3-438 & 3-439
SCALE: 1/12" = 1'-0"
REF: 1/A3.03C

**NOT FOR
CONSTRUCTION**

A10.1 BID GROUP 10-ADDENDUM #1 12.30.2019
ISSUED FOR BID - BID GROUP 10 11.19.2019
ISSUED FOR 90% CD - PHASE C 11.01.2019

REV ISSUE DATE
MFP IMPLEMENTATION - NORTH

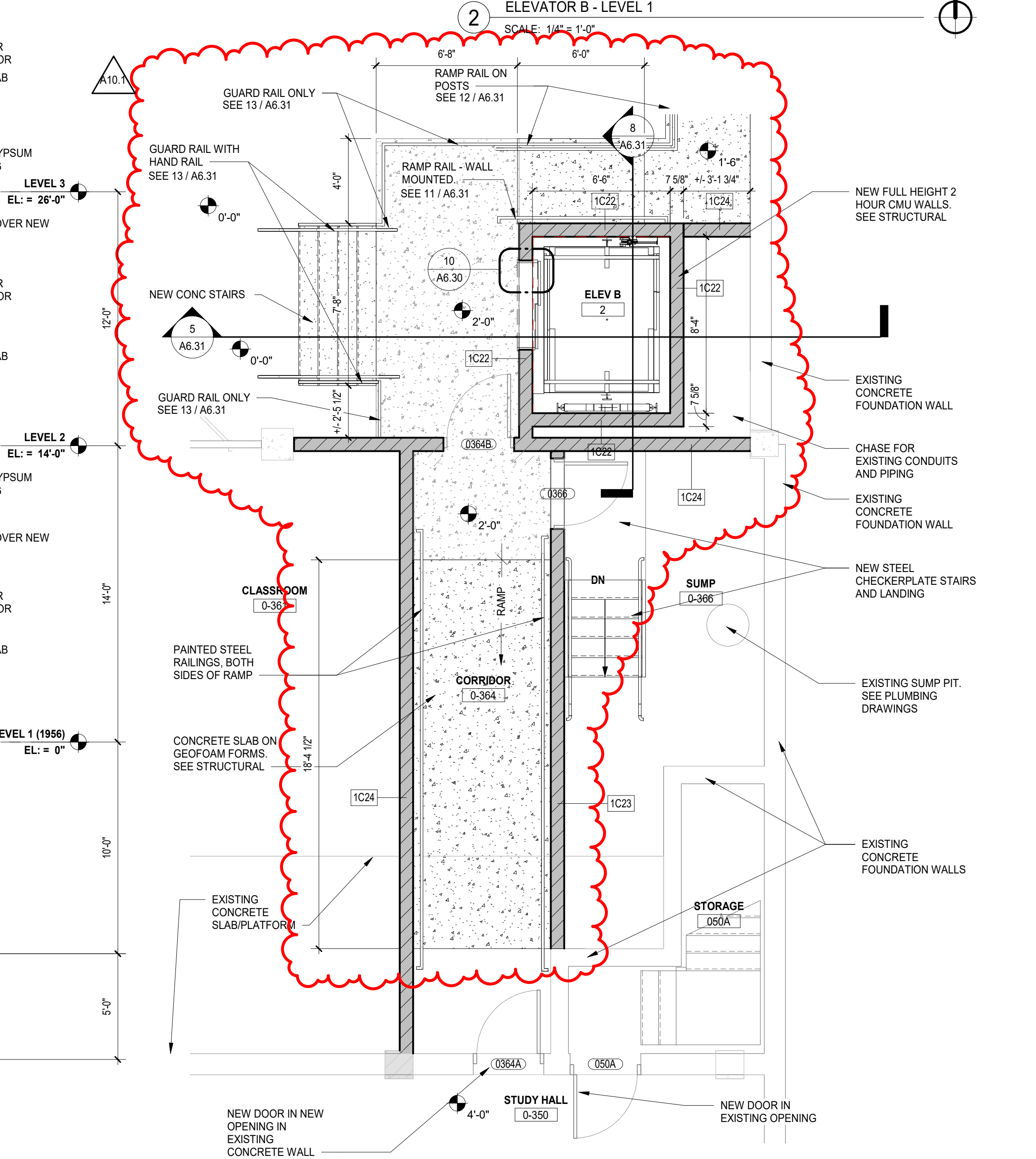
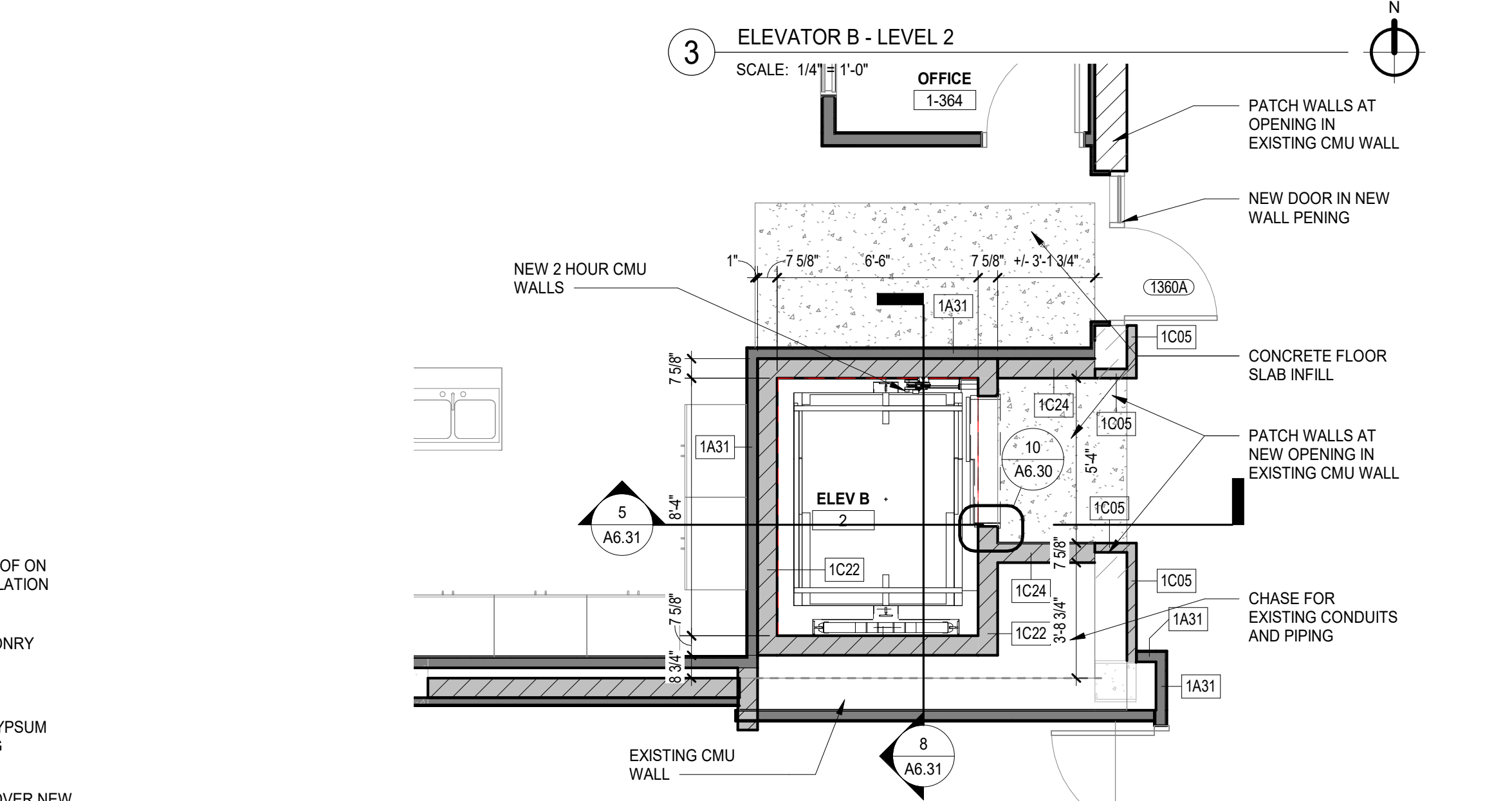
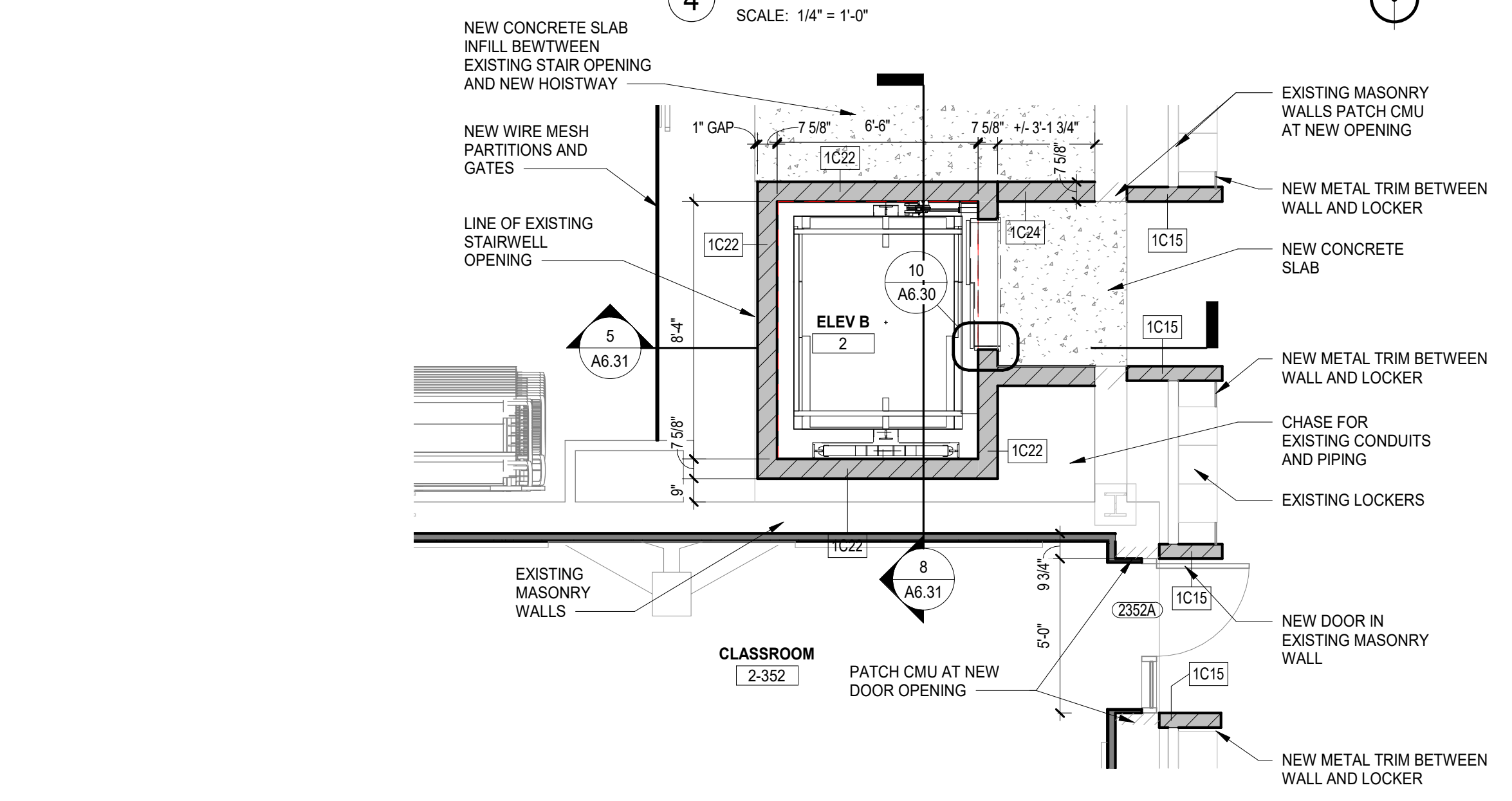
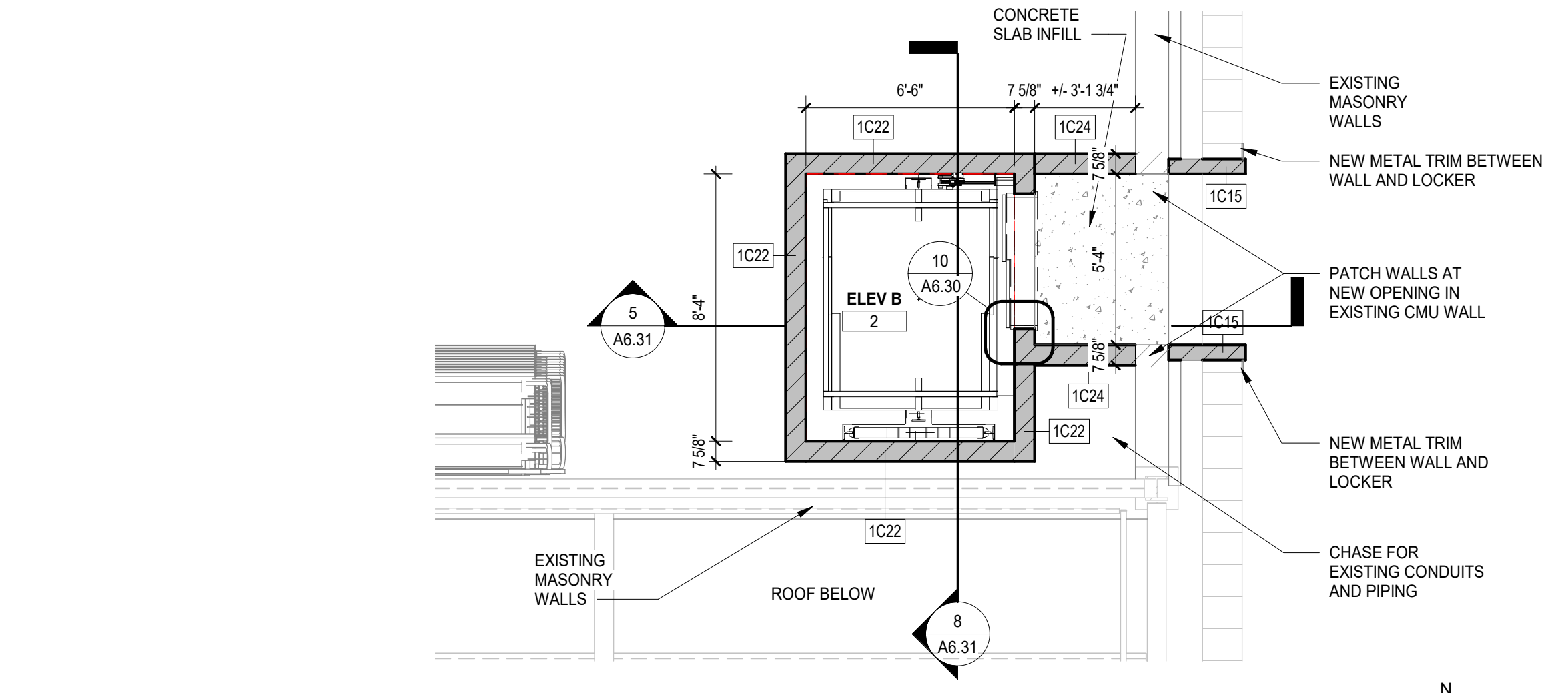
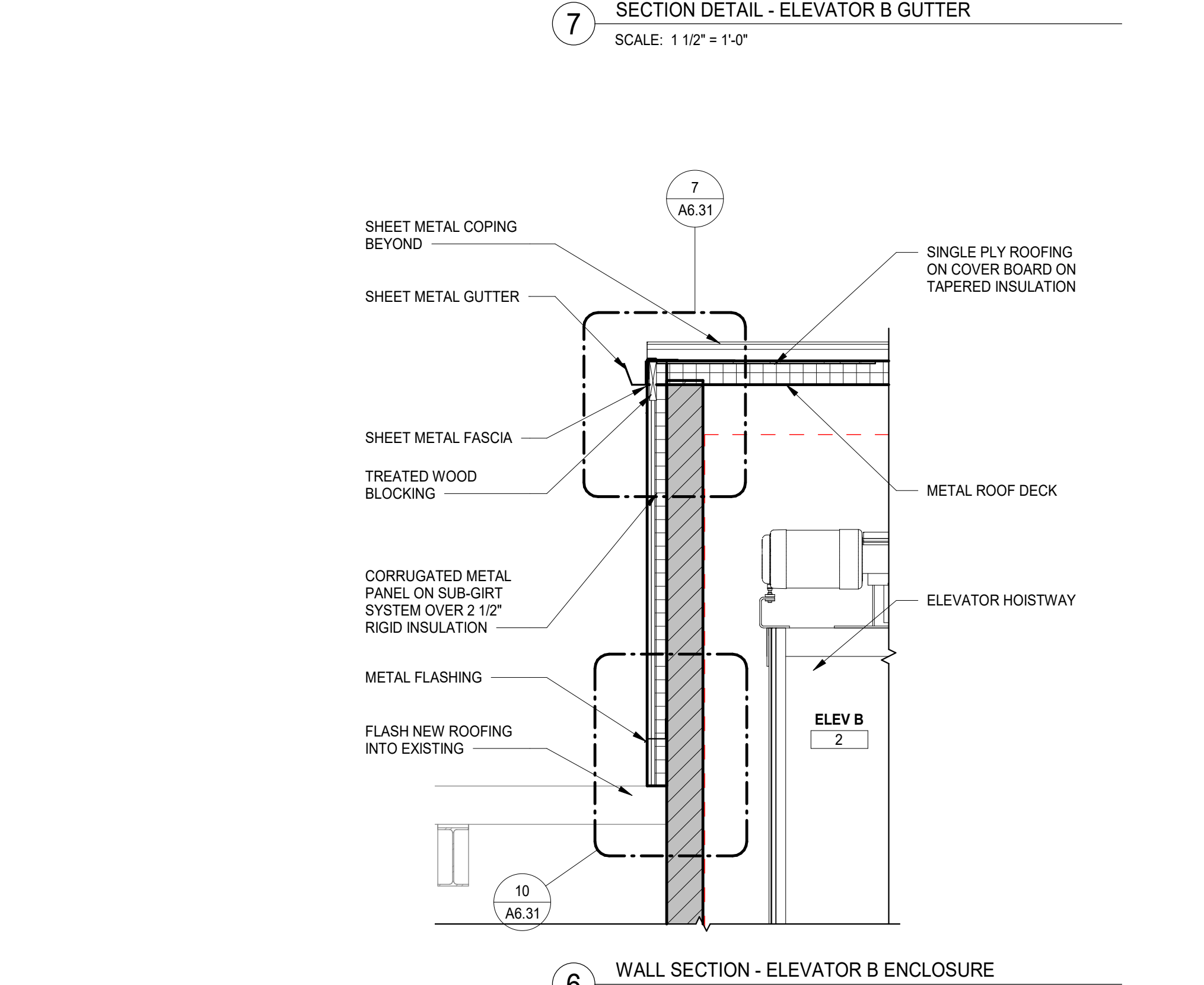
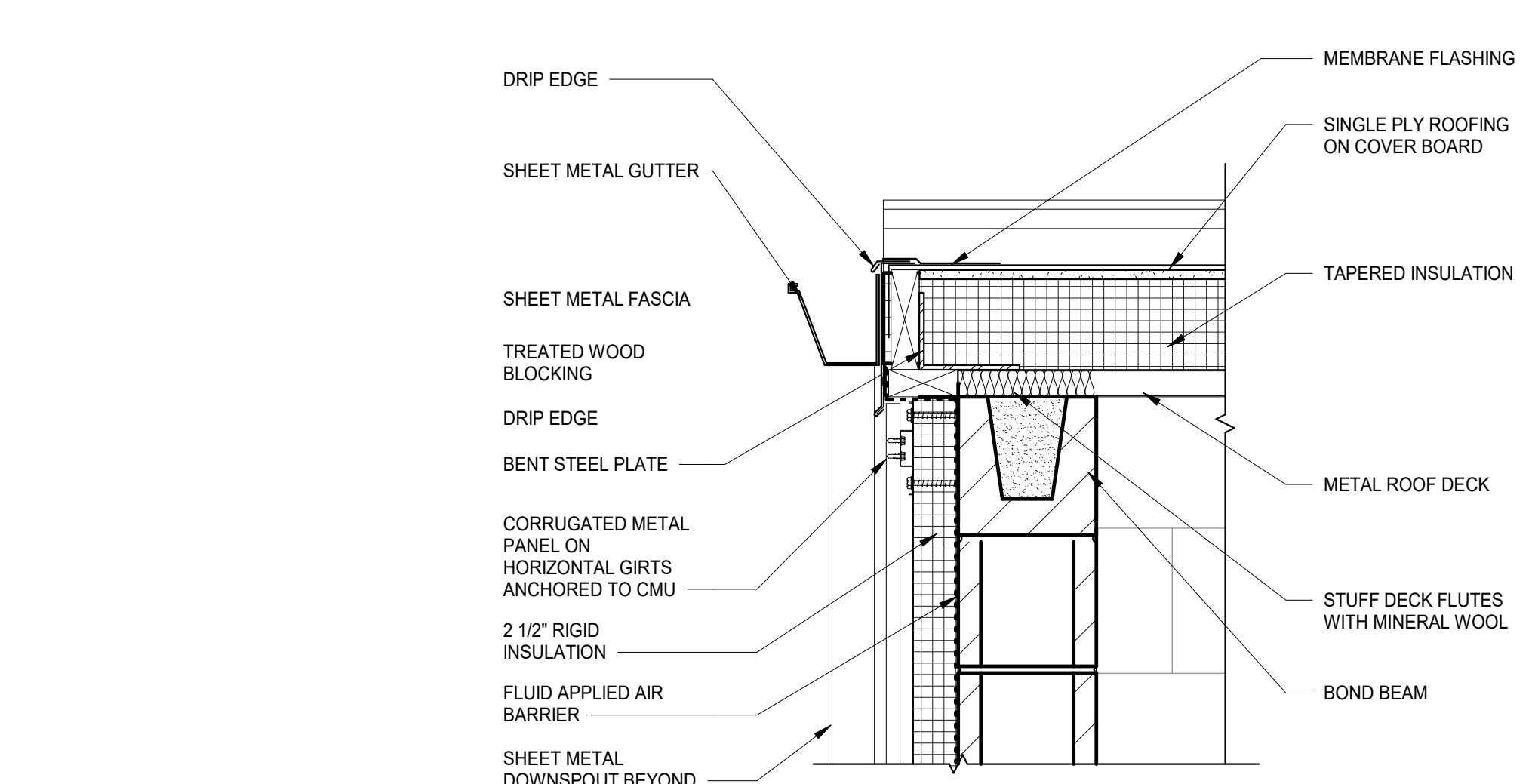
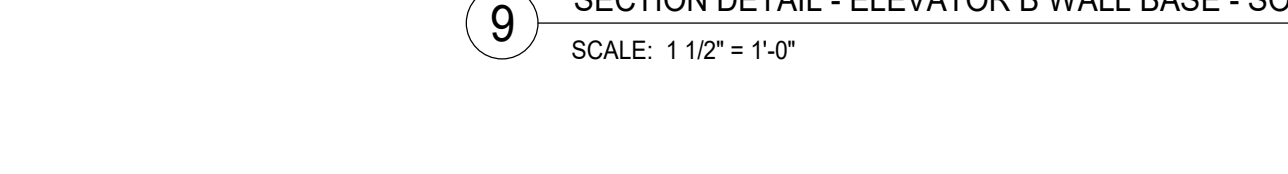
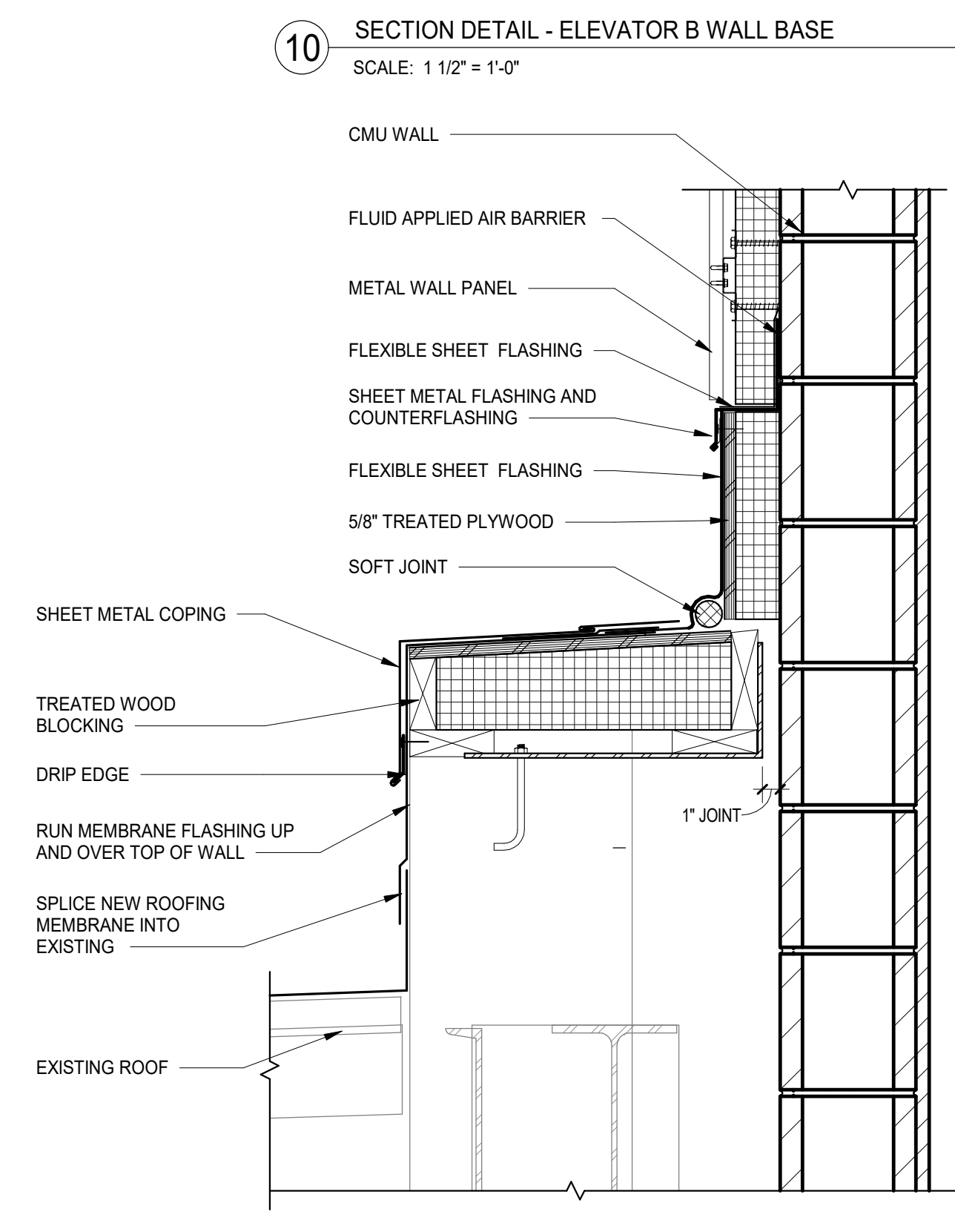
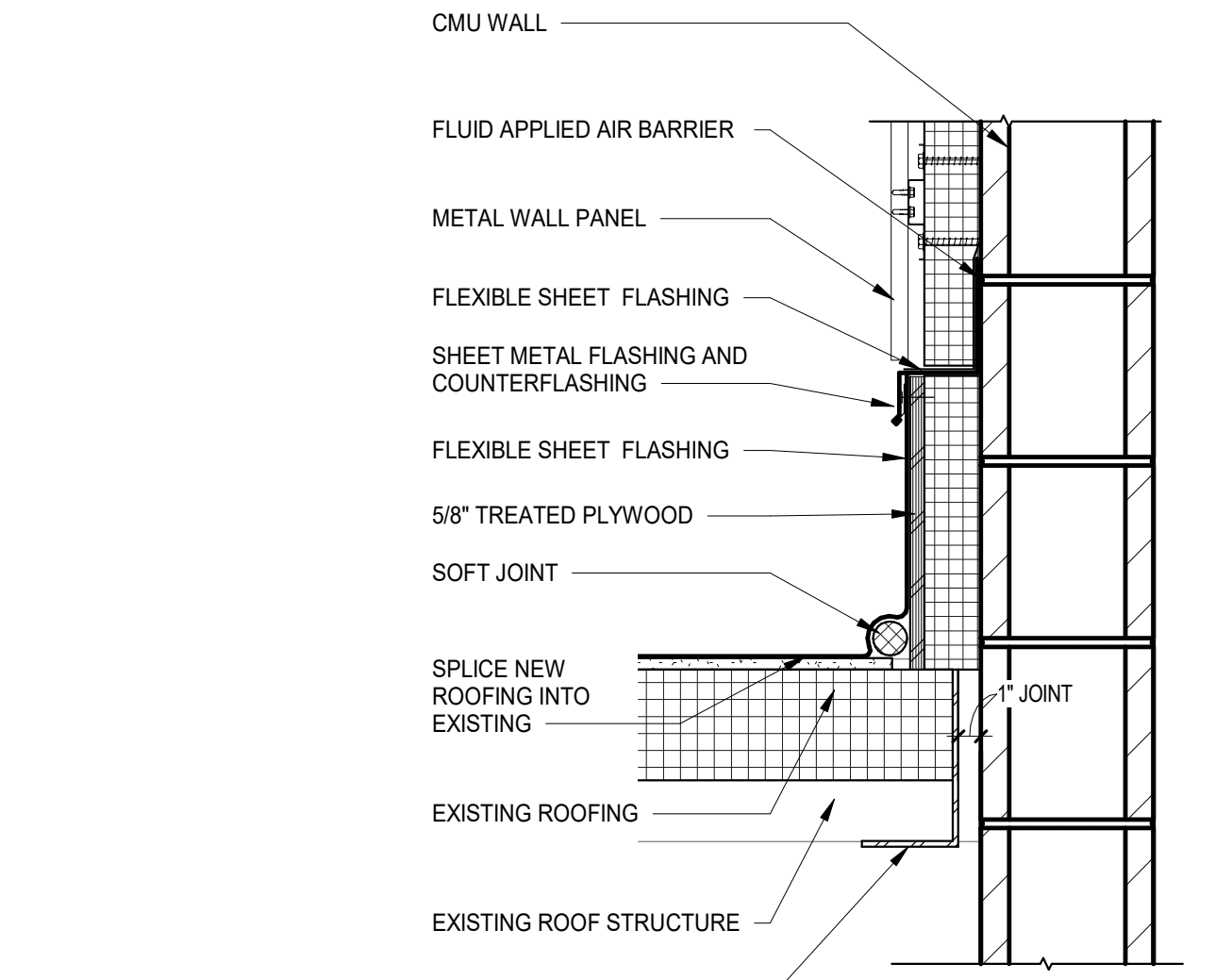
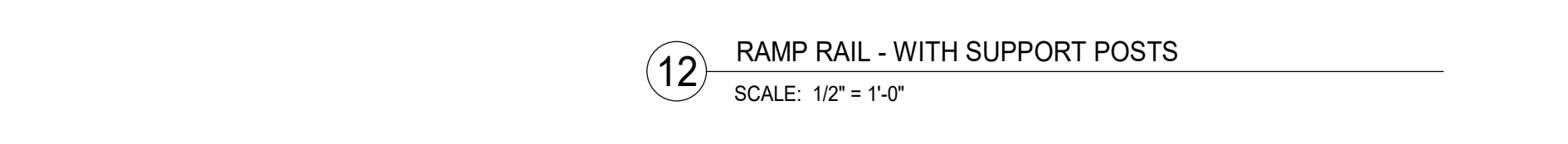
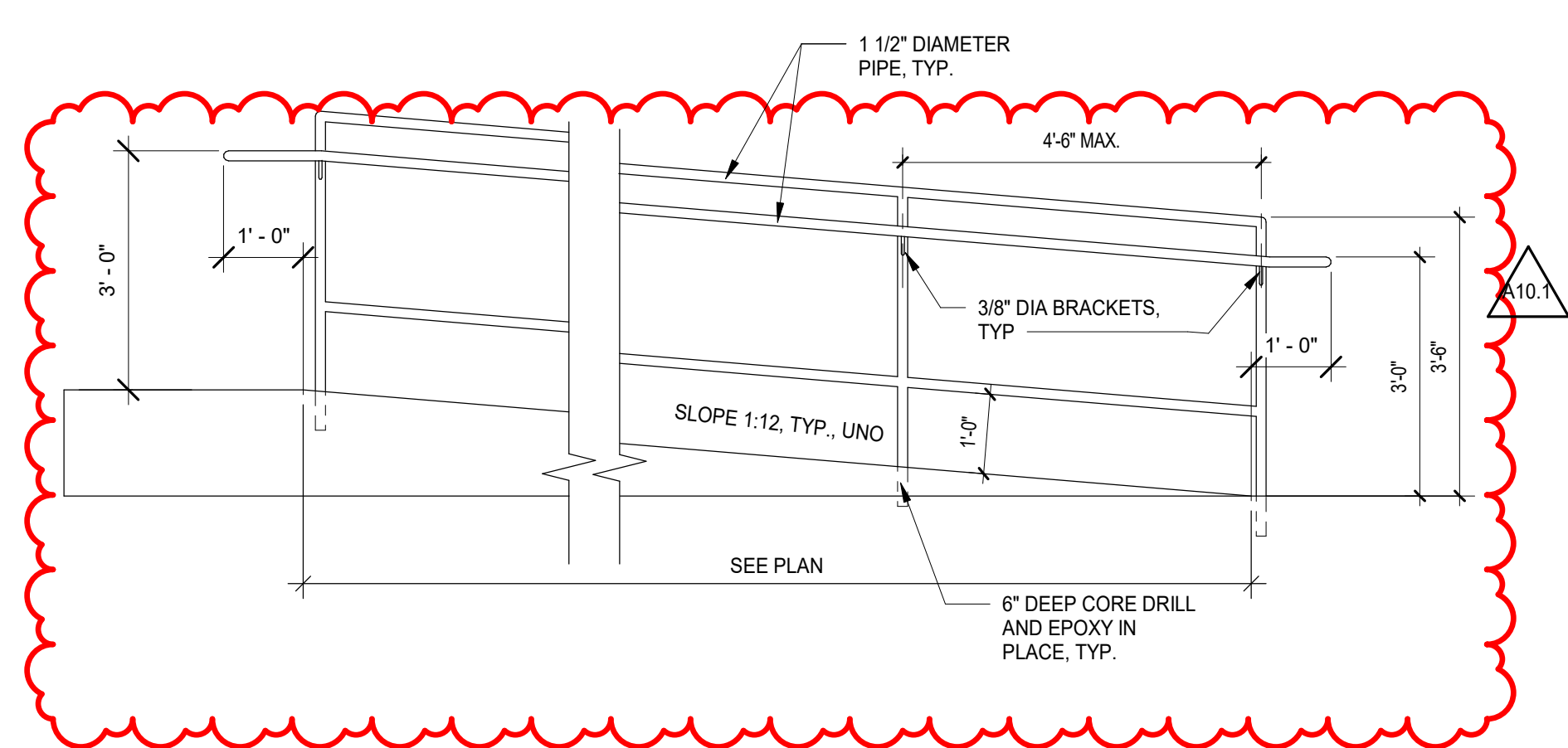
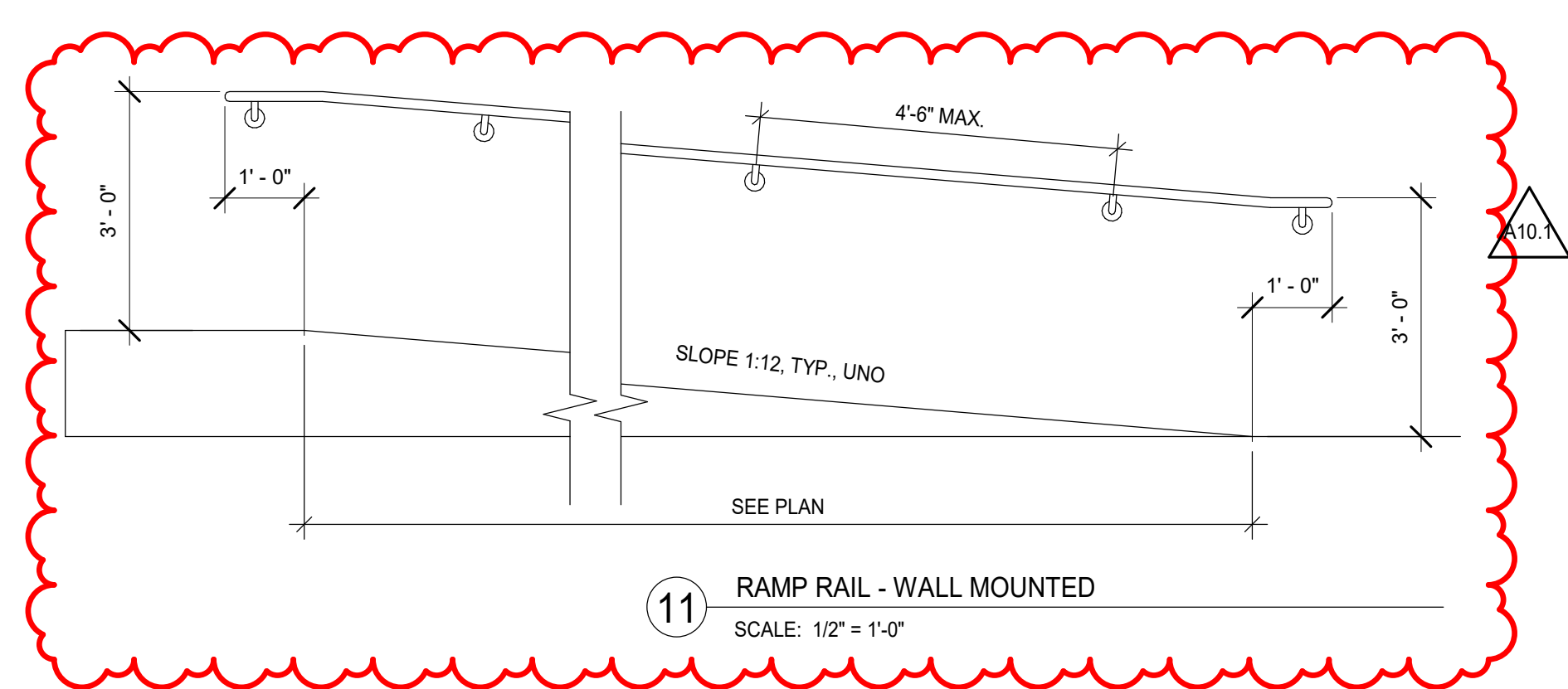
4436 MAIN STREET
DOWNERS GROVE, IL 60515

PLAN DETAILS - AREA C

Project Number:
5274-42
Drawn By:
Author:
Sheet:

A5.34

12/30/2019 10:03:32 AM
C:\Users\jacob.donovan\Documents\5274-42_DCN_Arch_2019_Central_detailed.vit
Wight & Co. © Copyright 2019. All rights reserved. No part of these documents may be reproduced, stored, or transmitted in any form or by any means, electronic, mechanical, photocopying, recording, or otherwise, without the prior written consent of Wight & Co.



12/20/2019 10:05 AM C:\Users\dwatson\Documents\025274-42_DOC_Arch_2019_Central_detailed.vit Wight & Co. © Copyright 2019. All rights reserved. No part of these documents may be reproduced, stored, or transmitted in any form or by any means, electronic, mechanical, photocopying, recording, or otherwise, without the prior written consent of Wight & Co.

REV	ISSUE	DATE
A10.1	BID GROUP 10-ADDENDUM #1	12.30.2019
	ISSUED FOR BID - BID GROUP 10	11.10.2019
	ISSUED FOR 90% CD - PHASE C	11.01.2019
	ISSUED FOR 75% CD - PHASE C	10.14.2019
	ISSUED FOR 25% CD - PHASE C	08.30.2019
	ISSUED FOR CONSTRUCTION - PHASE B	07.26.2019

MFP IMPLEMENTATION - NORTH

4436 MAIN STREET
DOWNERS GROVE, IL 60515

ELEVATOR B

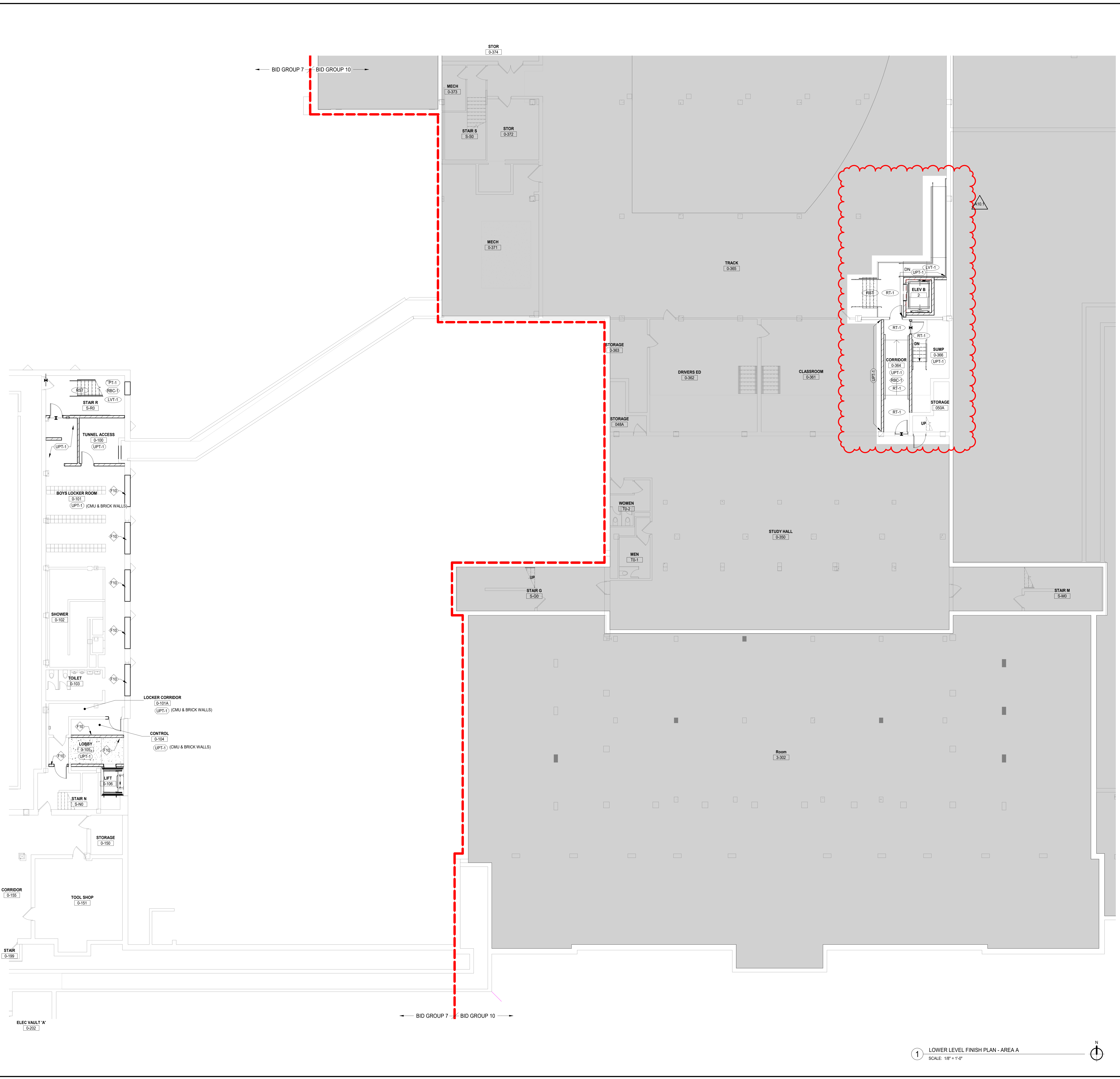
Project Number:
5274-42
Drawn By:
DS
Sheet:

MARK	ELEVATION TYPE	DOOR					TYPE	FRAME			FIRE RATING	REMARKS
		SIZE		THICKNESS	MATERIAL	FINISH		DETAILS				
		WIDTH	HEIGHT									
950A	A	3'-0"	7'-0"	1 3/4"	OAK WOOD	STAIN	F1	H METAL	PAINT	9A8.20	-	14
950AA	A	3'-0"	7'-0"	1 3/4"	OAK WOOD	STAIN	F1	H METAL	PAINT	7A8.20	-	14
950AB	A	3'-0"	7'-0"	1 3/4"	H METAL	PAINT	F1	H METAL	PAINT	9A8.20	60 MM	-
950AC	A	3'-0"	7'-0"	1 3/4"	H METAL	PAINT	F1	H METAL	PAINT	8A8.20	60 MM	-
1351A	E	3'-0"	7'-0"	1 3/4"	OAK WOOD	STAIN	-	ALUM	KYNAR	3A8.11	-	13
1351B	E	3'-0"	7'-0"	1 3/4"	OAK WOOD	STAIN	-	ALUM	KYNAR	3A8.11	-	13
1351C	E	3'-0"	7'-0"	1 3/4"	H METAL	PAINT	F1	H METAL	PAINT	9A8.20	90 MM	-
1352A	E	3'-0"	7'-0"	1 3/4"	ALUM	KYNAR	F8	ALUM	KYNAR	3A8.11	-	13
1352B	E	3'-0"	7'-0"	1 3/4"	ALUM	KYNAR	F8	ALUM	KYNAR	3A8.11	-	13
1352C	E	3'-0"	7'-0"	1 3/4"	ALUM	KYNAR	F8	ALUM	KYNAR	3A8.11	-	13
1352D	F	3'-2 1/2"	8'-2"	1 3/4"	ALUM	KYNAR	-	ALUM	KYNAR	3A8.11	-	13
1352E	F	3'-2 1/2"	8'-2"	1 3/4"	ALUM	KYNAR	-	ALUM	KYNAR	3A8.11	-	13
1353A	E	3'-0"	7'-0"	1 3/4"	OAK WOOD	STAIN	-	ALUM	KYNAR	3A8.11	-	13
1353B	E	3'-0"	7'-0"	1 3/4"	OAK WOOD	STAIN	-	ALUM	KYNAR	3A8.11	-	13
1353C	A1	6'-0"	7'-0"	1 3/4"	H METAL	PAINT	F1	H METAL	PAINT	9A8.20	90 MM	-
1353D	A	3'-0"	7'-0"	1 3/4"	OAK WOOD	STAIN	F1	H METAL	PAINT	9A8.20	-	13
1350A	A	3'-0"	7'-0"	1 3/4"	MAPLE WOOD	STAIN	F2	H METAL	PAINT	7A8.20	-	13
1350B	E1	6'-1"	7'-0"	1 3/4"	MAPLE WOOD	STAIN	-	H METAL	PAINT	1A8.20	-	20
1351	C	3'-0"	7'-0"	1 3/4"	SC WOOD	STAIN	F1	H METAL	PAINT	1A8.20	-	13
1362	L	3'-0"	7'-0"	1 3/4"	FACTORY	FACTORY	F1	H METAL	PAINT	1A8.11	-	9
1364	K	3'-0"	7'-0"	1 3/4"	MAPLE WOOD	STAIN	F1A	H METAL	PAINT	1A8.20	-	10
1365	A	3'-0"	7'-0"	1 3/4"	H METAL	PAINT	F1	H METAL	PAINT	1A8.20	-	10
1366	A	3'-0"	7'-0"	1 3/4"	H METAL	PAINT	F1	H METAL	PAINT	7A8.20	-	10
1371	E	3'-0"	7'-11"	1 3/4"	ALUM	CLR ANOD	-	ALUM	CLR ANOD	-	-	2
1372	A	3'-0"	7'-0"	1 3/4"	WIRE MESH	FACTORY	-	STEEL	FACTORY	-	-	17
1373	A	3'-0"	7'-0"	1 3/4"	WIRE MESH	FACTORY	-	STEEL	FACTORY	-	-	17
2351A	E1	6'-0"	8'-10"	1 3/4"	OAK WOOD	STAIN	-	H METAL	PAINT	13A8.20	-	20
2352A	A	3'-0"	7'-0"	1 3/4"	OAK WOOD	STAIN	F2	H METAL	PAINT	7A8.20	-	10
2352B	A	3'-0"	7'-0"	1 3/4"	OAK WOOD	STAIN	F2	H METAL	PAINT	1A8.20	-	10
2353	A	3'-0"	7'-0"	1 3/4"	OAK WOOD	STAIN	F2	H METAL	PAINT	1A8.20	-	10
2354	A	3'-0"	7'-0"	1 3/4"	OAK WOOD	STAIN	F2	H METAL	PAINT	1A8.20	-	10
2355	A	3'-0"	7'-0"	1 3/4"	OAK WOOD	STAIN	F1	H METAL	PAINT	1A8.20	-	10
2356A	A	3'-0"	7'-0"	1 3/4"	OAK WOOD	STAIN	-	H METAL	PAINT	1A8.20	-	10, 20
2356B	A	3'-0"	7'-0"	1 3/4"	OAK WOOD	STAIN	-	H METAL	PAINT	1A8.20	-	10, 20
2358	D	3'-0"	7'-0"	1 3/4"	OAK WOOD	STAIN	F1	H METAL	PAINT	1A8.20	-	10
2359B	D	3'-0"	7'-0"	1 3/4"	OAK WOOD	STAIN	F1	H METAL	PAINT	1A8.20	-	10
2360A	A	3'-0"	7'-0"	1 3/4"	OAK WOOD	STAIN	F1	H METAL	PAINT	1A8.20	-	10
2360B	D	3'-0"	7'-0"	1 3/4"	OAK WOOD	STAIN	F1	H METAL	PAINT	1A8.20	-	10
2362	D	3'-0"	7'-0"	1 3/4"	OAK WOOD	STAIN	F1	H METAL	PAINT	1A8.20	-	10
2363	D	3'-0"	7'-0"	1 3/4"	OAK WOOD	STAIN	F1	H METAL	PAINT	1A8.20	-	10
2364	D	3'-0"	7'-0"	1 3/4"	OAK WOOD	STAIN	F1	H METAL	PAINT	1A8.20	-	10
2366	A	3'-0"	7'-0"	1 3/4"	OAK WOOD	STAIN	-	H METAL	PAINT	1A8.20	-	10
2366A	C1	6'-0"	7'-0"	1 3/4"	OAK WOOD	STAIN	F1	H METAL	PAINT	-	90 MM	-
2366B	F	6'-0"	8'-10"	1 3/4"	OAK WOOD	STAIN	-	H METAL	PAINT	1A8.20	-	20
2367A	F	6'-0"	8'-10"	1 3/4"	OAK WOOD	STAIN	-	H METAL	PAINT	13A8.20	-	20
2367B	C1	6'-0"	7'-0"	1 3/4"	OAK WOOD	STAIN	F1	H METAL	PAINT	-	90 MM	-
2368	A	3'-0"	7'-0"	1 3/4"	OAK WOOD	STAIN	-	H METAL	PAINT	7A8.20	-	20
C2-20A	B1	6'-0"	7'-0"	1 3/4"	H METAL	PAINT	F1	H METAL	PAINT	7A8.20	-	1, 14
C2-20B	A	3'-0"	7'-0"	1 3/4"	H METAL	PAINT	F2	H METAL	PAINT	1A8.20	-	1, 14
C2-20C	B1	6'-0"	7'-0"	1 3/4"	H METAL	PAINT	F1	H METAL	PAINT	9A8.20	90 MM	1, 14
C2-20D	B1	6'-0"	7'-0"	1 3/4"	H METAL	PAINT	F2	H METAL	PAINT	9A8.20	90 MM	1, 14
SM-1A	E1	6'-0"	7'-0"	1 3/4"	STEEL	FACTORY	F8	STEEL	FACTORY	12A8.20	90 MM	2, 12
731	A	3'-0"	7'-0"	1 3/4"	OAK WOOD	STAIN	F1	H METAL	PAINT	6A8.20	-	-
732	A	3'-0"	7'-0"	1 3/4"	OAK WOOD	STAIN	F1	H METAL	PAINT	6A8.20	-	-
7115	A	3'-0"	7'-2"	1 3/4"	MAPLE WOOD	STAIN	F1	H METAL	PAINT	2A8.20	-	1, 10
7116	A	3'-0"	7'-2"	1 3/4"	MAPLE WOOD	STAIN	F1	H METAL	PAINT	2A8.20	-	1, 10
7122	A	3'-0"	7'-2"	1 3/4"	MAPLE WOOD	STAIN	F1	H METAL	PAINT	2A8.20	-	1, 10
7123	A	3'-0"	7'-2"	1 3/4"	MAPLE WOOD	STAIN	F1	H METAL	PAINT	2A8.20	-	1, 10
V-002A	E	3'-0"	7'-11"	1 3/4"	ALUM	CLR ANOD	-	ALUM	CLR ANOD	-	-	2

DOOR SCHEDULE (BID GROUP #10-2)

MARK	ELEVATION TYPE	DOOR					TYPE	FRAME			FIRE RATING	REMARKS
		SIZE		THICKNESS	MATERIAL	FINISH		DETAILS				
		WIDTH	HEIGHT									
1401	A	3'-0"	7'-0"	1 3/4"	MAPLE WOOD	STAIN	F2A	H METAL	PAINT	1A8.20	-	-
1402	A	3'-0"	7'-0"	1 3/4"	MAPLE WOOD	STAIN	F2A	H METAL	PAINT	1A8.20	-	-
1403	A	3'-0"	7'-0"	1 3/4"	MAPLE WOOD	STAIN	F2A	H METAL	PAINT	1A8.20	-	-
1404	A	3'-0"	7'-0"	1 3/4"	MAPLE WOOD	STAIN	F2A	H METAL	PAINT	1A8.20	-	-
1404A	F1	6'-0"	7'-0"	1 3/4"	ALUM	KYNAR	-	ALUM	KYNAR	-	-	22
1404B	F1	6'-0"	7'-0"	1 3/4"	ALUM	KYNAR	-	ALUM	KYNAR	-	-	22
1404C	F1	6'-0"	7'-0"	1 3/4"	ALUM	KYNAR	-	ALUM	KYNAR	-	-	22
1404D	F1	6'-0"	7'-0"	1 3/4"	ALUM	KYNAR	-	ALUM	KYNAR	-	-	22
1405A	C	3'-0"	7'-0"	1 3/4"	MAPLE WOOD	STAIN	F1A	H METAL	PAINT	1A8.20	-	-
1405B	M	3'-0"	8'-0"	2"	MAPLE WOOD	FACTORY	-	FACTORY	FACTORY	2A8.11	-	-
1405C	M	3'-0"	8'-0"	2"	MAPLE WOOD	FACTORY	-	FACTORY	FACTORY	2A8.11	-	-
1406	F	3'-0"	7'-0"	1 3/4"	MAPLE WOOD	FACTORY	-	ALUM	FACTORY	3A8.11	-	13
1407	A	3'-0"	7'-0"	1 3/4"	H METAL	PAINT	F1	H METAL	PAINT	1A8.20	-	-
1408	F	3'-0"	7'-0"	1 3/4"	SC WOOD	STAIN	-	H METAL	PAINT	1A8.20	-	20
1409	C	3'-0"	7'-0"	1 3/4"	MAPLE WOOD	STAIN	F1A	H METAL	PAINT	1A8.20	-	2
1420	F1	6'-0"	7'-0"	1 3/4"	ALUM	CLR ANOD	-	ALUM	CLR ANOD	-	-	13
1421	A	3'-0"	7'-0"	1 3/4"	MAPLE WOOD	STAIN	F1A	H METAL	PAINT	1A8.20	-	-
1422	F	3'-0"	7'-0"	1 3/4"	ALUM	KYNAR	-	ALUM	KYNAR	3A8.11	-	13
1423	F	3'-0"	7'-0"	1 3/4"	ALUM	KYNAR	-	ALUM	KYNAR	3A8.11	-	13
1424	F	3'-0"	7'-0"	1 3/4"	ALUM	KYNAR	-	ALUM	KYNAR	3A8.11	-	13
1425	F	3'-0"	7'-0"	1 3/4"	ALUM	KYNAR	-	ALUM	KYNAR	3A8.11	-	13
1426	A	3'-0"	7'-0"	1 3/4"	GLASS	-	-	-	-	-	-	23
1440	A	3'-0"	7'-0"	1 3/4"	H METAL	PAINT	F1A	H METAL	PAINT	1A8.20	-	-
1450A	A	3'-0"	7'-0"	1 3/4"	MAPLE WOOD	STAIN	F1A	H METAL	PAINT	1A8.20	-	-
1450B	C	3'-0"	7'-0"	1 3/4"	MAPLE WOOD	STAIN	F1	H METAL	PAINT	2A8.20	-	10
1454A	B	3'-0"	7'-0"	1 3/4"	WIRE MESH	FACTORY	-	STEEL	FACTORY	-	-	17
1452B	A	3'-0"	7'-0"	1 3/4"	WIRE MESH	FACTORY	-	STEEL	FACTORY	-	-	17
1453A	A	3'-0"	7'-0"	1 3/4"	MAPLE WOOD	STAIN	F1A	H METAL	PAINT	1A8.20	-	-
1453B	A	3'-0"	7'-0"	1 3/4"	H METAL	PAINT	F1	H METAL	PAINT	1A8.20	-	1
1454A	C	3'-0"	7'-2"	1 3/4"	H METAL	PAINT	F1	H METAL	PAINT	7A8.20	90 MM	-
1454B	A	3'-0"	7'-2"	1 3/4"	H METAL	PAINT	F1	H METAL	PAINT	1A8.20	-	1
1455	D	3'-0"	7'-0"	1 3/4"	H METAL	PAINT	F1	H METAL	PAINT	2A8.20	-	10
1456A	A	3'-0"	7'-0"	1 3/4"	MAPLE WOOD	STAIN	F1A	H METAL	PAINT	1A8.20	-	-
1456B	A	3'-0"	7'-2"	1 3/4"	H METAL	PAINT	F1	H METAL	PAINT	1A8.20	-	1
1460A	E	3'-0"	8'-0"	1 3/4"	H METAL	PAINT	F1	H METAL	PAINT	2A8.11	-	19
1467	K	3'-0"	7'-0"	1 3/4"	MAPLE WOOD	STAIN	F1A	H METAL	PAINT	1A8.20	-	-
1468	K	3'-0"	7'-0"	1 3/4"	MAPLE WOOD	STAIN	F1A	H METAL	PAINT	1A8.20	-	-
1469	A	3'-0"	7'-0"	1 3/4"	MAPLE WOOD	STAIN	F1A	H METAL	PAINT	1A8.20	-	-
1469A	A	3'-0"	7'-0"	1 3/4"	MAPLE WOOD	STAIN	F2	H METAL	PAINT	4A8.11	60 MM	12
1469B	A	3'-0"	7'-0"	1 3/4"	MAPLE WOOD	STAIN	F1A	H METAL	PAINT	1A8.20	-	10
1469C	F	3'-0"	7'-0"	1 3/4"	MAPLE WOOD	FACTORY	F2A	H METAL	PAINT	1A8.20	-	10
1469D	A	3'-0"	7'-0"	1 3/4"	ALUM	FACTORY	-	ALUM	FACTORY	-	-	2
1462	A1	6'-0"	7'-0"	1 3/4"	H METAL	PAINT	F1	H METAL	PAINT	1A8.20	60 MM	-
1470	A	3'-0"	7'-0"	1 3/4"	H METAL	PAINT	F1	H METAL	PAINT	90 MM	1, 14	-
1512	E1	6'-0"	7'-0"	1 3/4"	H METAL	FACTORY	F5A	H METAL	FACTORY	4A8.11	60 MM	12, 14
1514	D	3'-0"	7'-0"	1 3/4"	OAK WOOD	STAIN	F1	H METAL	PAINT	7A8.20	45 MIN	-
1515A	A	3'-0"	7'-0"	1 3/4"	OAK WOOD	STAIN	F2	H METAL	FACTORY	4A8.11	45 MIN	12
1515B	A	3'-0"	7'-0"	1 3/4"	OAK WOOD	STAIN	F2	H METAL	FACTORY	3A8.20	-	-
1517	A	3'-0"	7'-0"	1 3/4"	OAK WOOD	STAIN	F2	H METAL	PAINT	1A8.20	-	10
1524	A	3'-0"	7'-0"	1 3/4"	OAK WOOD	STAIN	F2	H METAL	PAINT	1A8.20	-	10
1525	A	3'-0"	7'-0"	1 3/4"	OAK WOOD	STAIN	F2	H METAL	PAINT	1A8.20	-	10
1528	A	3'-0"	7'-0"	1 3/4"	OAK WOOD	STAIN	F2	H METAL	PAINT	1A8.20	-	10
1535	A	3'-0"	7'-0"	1 3/4"	OAK WOOD	STAIN	F2	H METAL	PAINT	1A8.20	-	10
1536	A	3'-0"	7'-0"	1 3/4"	OAK WOOD	STAIN	F2	H METAL	PAINT	1A8.20	-	10
1537	A	3'-0"	7'-0"	1 3/4"	OAK WOOD	STAIN	F2	H METAL	PAINT	1A8.20	-	10
1538	A	3'-0"	7'-0"	1 3/4"	OAK WOOD	STAIN	F2	H METAL	PAINT	1A8.20	-	10
1540	A	3'-0"	7'-0"	1 3/4"	OAK WOOD	STAIN	F2	H METAL				

10/20/2019 1:46:44 PM
 C:\Users\mcdonald\Documents\2019\274-42_DOC\Arch_2019_Central_detailed.vrt
 Wight & Co. © Copyright 2019. All rights reserved. No part of these documents may be reproduced, stored, or transmitted in any form or by any means, electronic, mechanical, photocopying, recording or otherwise, without the prior written consent of Wight & Co.



1 LOWER LEVEL FINISH PLAN - AREA A
 SCALE: 1/8" = 1'-0"

FINISH LEGEND

NOTE:
 1. SEE SHEET A10.00 FOR PROJECT MATERIALS, ADDITIONAL INFORMATION, AND DETAILS OTHERWISE.

WALL

- ALL WALLS TO RECEIVE PAINT FINISH TO FINISHED CEILING UNLESS NOTED
- WALL TILE TO CONTINUE BEHIND TOILET ROOM ACCESSORIES
- TOILET ROOM WALLS TO RECEIVE WALL TILE. SEE TOILET ROOM ELEVATIONS FOR EXACT LOCATIONS AND TYPES
- PAINT ON GYP. BD. PARTITIONS TO BE SEMI-GLOSS U.N.O. PAINT ON GYP. BD. CEILINGS TO BE FLAT U.N.O. PAINT ON CMU PARTITIONS TO BE SEMI-GLOSS U.N.O. PAINTED WOOD DOORS AND FRAMES TO BE SEMI-GLOSS U.N.O.
- ALL WALLS TO BE PT-1 U.N.O.
- PROVIDE EXTRUDED STAINLESS STEEL EASED 90 DEGREE PROFILE LIKE SCHLUTER JOLLY AT ALL OUTSIDE CORNERS AND EXPOSED EDGES IN WALL TILE. PROFILE TO BE BRUSHED STAINLESS STEEL FINISH
- NO PAINT FINISH ON BRICK PARTITIONS/SOFFITS U.N.O.
- PROVIDE GROUTED CORNER AT ALL WALL TILE TO FLOOR TILE INSIDE CORNERS.

BASE

- ALL PAINTED CMU PARTITIONS TO RECEIVE 4" RESILIENT BASE U.N.O. STRAIGHT PROFILE BASE TO BE USED AT CARPET FLOOR SURFACES. U.N.O. COVE PROFILE BASE TO BE USED AT ALL OTHER FLOOR SURFACES. U.N.O.
- RESILIENT BASE TO OCCUR ON CASEWORK. U.N.O.
- PROVIDE GROUTED CORNER AT ALL WALL TILE TO FLOOR TILE INSIDE CORNERS.

FLOOR

- FOR FLOOR TRANSITION DETAILS REFER TO A10.00
- ALL FLOORING MATERIAL CHANGES TO OCCUR AT CENTER OF DOOR SIDE STOP. REFER TO A10.00
- FLOORING EXTENDS UNDER CABINETS U.N.O.
- CARPET TILE ORIENTATION AS NOTED ON DRAWINGS.

MISCELLANEOUS

- INTERIOR HOLLOW METAL DOOR AND FRAME UPT-7 U.N.O.
- INTERIOR HOLLOW METAL FRAMES UPT-7 U.N.O.
- SEE CASEWORK ELEVATIONS AND DETAILS FOR FINISH MATERIALS OF CASEWORK AND CUSTOM ARCHITECTURAL WOODWORK
- ALL MISC. METAL TO BE PAINTED UPT-7 U.N.O.
- WALL AND CEILING CONTROL JOINTS TO BE PAINTED TO MATCH ADJACENT WALL COLOR U.N.O.
- REVEALS IN WALLS TO BE BRUSHED ALUMINUM. NO PAINT
- STAIR STRINGERS, GUARDRAILS AND HANDRAILS TO BE UPT-7.
- ALL GYPSUM BOARD CEILINGS TO BE PAINTED PT-6 U.N.O.
- PROVIDE EXTRUDED ALUMINUM STAIR NOSING PROFILE LIKE SCHLUTER TREP-B SIZE (1/2" HEIGHT, 2 1/8" WIDTH) TO BE USED AT ALL PORCELAIN TILE STAIRS U.N.O. PROFILE TO BE BLACK COLOR.

FINISH LEGEND

(WT-2) WALL FINISH
 (RBS-1) BASE FINISH
 (LVT-1) FLOOR FINISH

NOTE:
 1. FINISH TAG ABOVE INDICATES FINISHES FOR SPACE, UNLESS NOTED OTHERWISE.
 2. SEE DRAWING SERIES A11.0 FINISH LEGEND FOR COMPLETE DESCRIPTION.

EXTENT OF FINISHES DEVIATING FROM REST OF ROOM
 (RB-1) (WT-2)

BASE TYPE WALL FINISH
 FLOOR TRANSITION MATERIAL DIRECTION

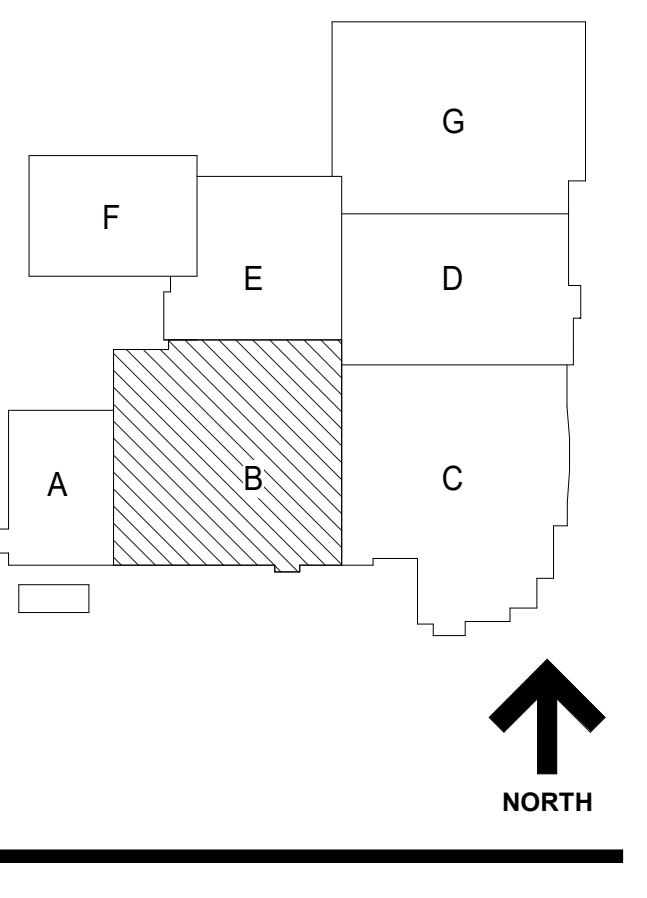
FINISH PLAN KEYNOTES
 F10 MATCH EXISTING FINISHES

DISTRICT 99

COMMUNITY HIGH SCHOOL DISTRICT 99

Wight

Wight & Company
 wightco.com
 2500 North Frontage Road
 Darien, IL 60561
 P 630.969.7000
 F 630.969.7979



REV	ISSUE	DATE
28	DOC MOD 28	01.07.2020
A10.1	BID GROUP 10-ADDENDUM #1	12.30.2019
	ISSUED FOR BID - BID GROUP 10	11.15.2019
	ISSUED FOR 90% CD - PHASE C	11.01.2019
	ISSUED FOR 75% CD - PHASE C	10.14.2019
	ISSUED FOR 25% CD - PHASE C	08.30.2019
	ISSUED FOR CONSTRUCTION - PHASE B	07.26.2019

MFP IMPLEMENTATION - NORTH

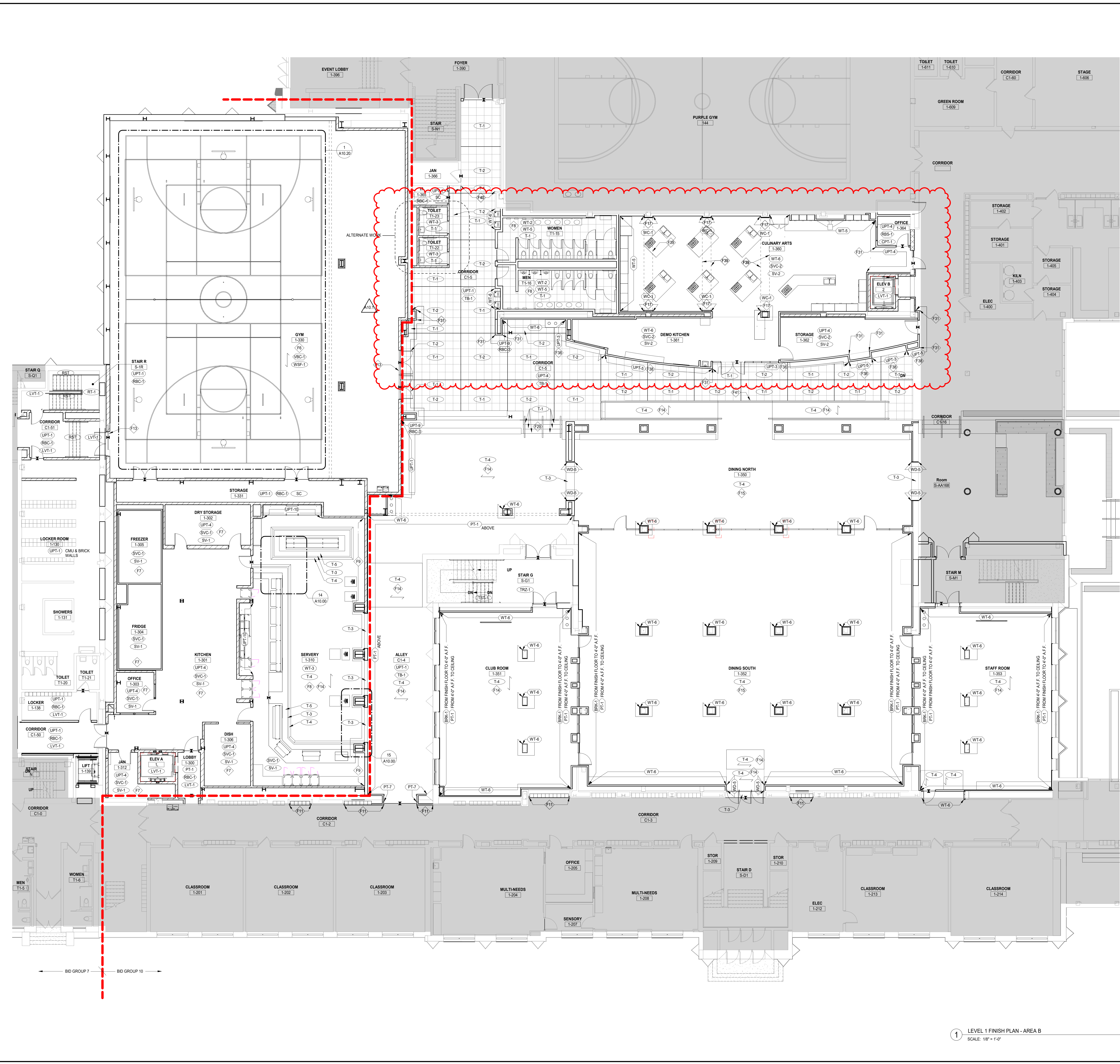
4436 MAIN STREET
 DOWNERS GROVE, IL 60515

FINISH PLAN - LOWER LEVEL AREA B (PHASE B)

Project Number:
 5274-42
 Drawn By:
 MB
 Sheet:

A10.00B

10/20/2019 1:46:03 PM
 C:\Users\maddison\Documents\2019\2019-2020\5274-42_DOCN_Arch_2019_Central_dbs\dwg\A10.01B.b
 Wight & Co. © Copyright 2019. All rights reserved. No part of these documents may be reproduced, stored, or transmitted in any form or by any means, electronic, mechanical, photocopying, recording or otherwise, without the prior written consent of Wight & Co.



FINISH LEGEND

NOTE:
 1. SEE SHEET A10.00 FOR PROJECT MATERIALS, ADDITIONAL INFORMATION, AND DETAILS
 2. ALL WALLS TO RECEIVE PAINT FINISH TO FINISHED CEILING UNLESS NOTED OTHERWISE
 3. TOILET ROOM WALLS TO RECEIVE WALL TILE. SEE TOILET ROOM ELEVATIONS FOR EXACT LOCATIONS AND TYPES
 4. PAINT ON GYP. BD. PARTITIONS TO BE SEMI-GLOSS U.N.O. PAINT ON GYP. BD. CEILINGS TO BE FLAT U.N.O. PAINT ON CMU PARTITIONS TO BE SEMI-GLOSS U.N.O. PAINTED WOOD DOORS AND FRAMES TO BE SEMI-GLOSS U.N.O.
 5. ALL WALLS TO BE PT-1 U.N.O.
 6. PROVIDE EXTRUDED STAINLESS STEEL EASED 60 DEGREE PROFILE LIKE SCHLUTER JOLLY AT ALL OUTSIDE CORNERS AND EXPOSED EDGES IN WALL TILE PROFILE TO BE BRUSHED STAINLESS STEEL FINISH
 7. NO PAINT FINISH ON BRICK PARTITIONS/SOFFITS U.N.O.
 8. PROVIDE GROUTED CORNER AT ALL WALL TILE INSIDE CORNERS.

BASE:
 1. ALL PAINTED CMU PARTITIONS TO RECEIVE 4" RESILIENT BASE U.N.O. STRAIGHT PROFILE BASE TO BE USED AT CARPET FLOOR SURFACES. U.N.O. COVE PROFILE BASE TO BE USED AT ALL OTHER FLOOR SURFACES. U.N.O.
 2. RESILIENT BASE TO OCCUR ON CASEWORK. U.N.O.
 3. PROVIDE GROUTED CORNER AT ALL WALL TILE TO FLOOR TILE INSIDE CORNERS.

FLOOR:
 1. FOR FLOOR TRANSITION DETAILS REFER TO A10.00
 2. ALL FLOORING MATERIAL CHANGES TO OCCUR AT CENTER OF DOOR SIDE STOP. REFER TO A10.00
 3. FLOORING EXTENDS UNDER CABINERY U.N.O.
 4. CARPET TILE ORIENTATION AS NOTED ON DRAWINGS.

MISCELLANEOUS:
 1. INTERIOR HOLLOW METAL DOOR AND FRAME UPT-7 U.N.O.
 2. INTERIOR HOLLOW METAL FRAMES UPT-7 U.N.O.
 3. SEE CASEWORK ELEVATIONS AND DETAILS FOR FINISH MATERIALS OF CASEWORK AND CUBICLE ARCHITECTURAL WOODWORK
 4. ALL MISC. METAL TO BE PAINTED UPT-7 U.N.O.
 5. WALL AND CEILING CONTROL JOINTS TO BE PAINTED TO MATCH ADJACENT WALL COLOR U.N.O.
 6. REVEALS IN WALLS TO BE BRUSHED ALUMINUM. NO PAINT.
 7. STAR STRONGERS, GUARDRAILS AND HANDRAILS TO BE UPT-7.
 8. ALL GYPSUM BOARD CEILINGS TO BE PAINTED PT-6 U.N.O.
 9. PROVIDE EXTRUDED ALUMINUM STAR NOSING PROFILE LIKE SCHLUTER TREP-B SIZE (1/2" HEIGHT, 2 1/8" WIDTH) TO BE USED AT ALL PORCELAIN TILE STAIRS U.N.O. PROFILE TO BE BLACK COLOR.

FINISH LEGEND

NOTE:
 1. FINISH TAG ABOVE INDICATES FINISHES FOR SPACE, UNLESS NOTED
 2. SEE DRAWING SERIES A11.0 FINISH LEGEND FOR COMPLETE DESCRIPTION.

EXTENT OF FINISHES DEVIATING FROM REST OF ROOM

BASE TYPE **WALL FINISH**

FLOOR FINISH

FLOOR TRANSITION

MATERIAL DIRECTION

FINISH PLAN KEYNOTES

F6 REFER TO INTERIOR ELEVATIONS FOR EXTENTS OF PAINT DESIGNATIONS
 F7 PROVIDE STAINLESS STEEL COVE CAP/BAR. MECHANICALLY FASTEN EVERY 12" TO 18" O.C. PROVIDE STAINLESS STEEL TRIMMING AT ALL FLOOR DRAINS, FLOOR SINKS, THROUGH DRAINS AND CLEANOUTS. PROVIDE STAINLESS STEEL CORNER GUARD (2"x2"x1/4") AT ALL OUTSIDE CORNERS.
 F8 REFER TO INTERIOR ELEVATIONS FOR WALL TILE INSTALLATION DESIGNATIONS
 F9 WT-3 FROM FINISH FLOOR TO 3'-4" A.F.F. PT-10 FROM 3'-4" TO FINISH CEILING
 F11 BRICK MANSKOTT. RUNNING BOND SOLDIER COURSE AND BRICK PLASTER TO MATCH EXISTING WITH SALVAGED INTERIOR BRICK MASONRY UNITS REFER TO INTERIOR ELEVATIONS FOR EXTENTS OF EXISTING CONDITIONS TO MATCH
 F13 STAINLESS STEEL THRESHOLD
 F14 INSTALL FLOOR TILE 10" RUNNING BOND
 F15 INSTALL FLOOR TILE HERRINGBONE
 F17 PROVIDE LEVEL 3 DRYWALL FINISH AT ALL 3M DI-NOC ARCHITECTURAL WALL FINISH LOCATIONS (WC-1)
 F31 PROVIDE FLUSH MOUNT CORNER GUARD. FULL HEIGHT. 2" WING. STAINLESS STEEL. HOLD CORNER GUARD OFF FINISH FLOOR FOR WALL BASE INSTALLATION. SEE SHEET A7.50 FOR DETAIL.
 F38 PROVIDE BRICK WALL BASE TO RECESSED TOE KICK. REFER TO WALL SECTION DETAIL FOR MORE INFORMATION
 F39 PROVIDE WC-1 WALLCOVERING ON GYPSUM BOARD SOFFIT ABOVE. PROVIDE LEVEL 3 FINISH AT ALL 3M DI-NOC ARCHITECTURAL WALL FINISH LOCATIONS (WC-1)
 F40 PROVIDE SURFACE MOUNT CORNER GUARD. FULL HEIGHT. 2" WING. STAINLESS STEEL. HOLD CORNER GUARD OFF FINISH FLOOR FOR WALL BASE INSTALLATION.
 F41 PROVIDE EXTRUDED STAINLESS STEEL EASED 60 DEGREE PROFILE LIKE SCHLUTER JOLLY AT ALL OUTSIDE CORNER/EXPOSED EDGES OF TILE AT PLATFORM AND RAMP. PROFILE TO BE BRUSHED STAINLESS STEEL FINISH

DISTRICT 99

COMMUNITY HIGH SCHOOL DISTRICT 99

Wight

Wight & Company
 wightco.com
 2500 North Frontage Road
 Darien, IL 60561
 P 630.969.7000
 F 630.969.7979

FINISH PLAN - LEVEL 1 AREA B (PHASE B)

4436 MAIN STREET
 DOWNERS GROVE, IL 60515

28 DOC MOD 28 01.07.2020
 A10.1 BID GROUP 10-ADDENDUM #1 12.30.2019
 ISSUED FOR BID - BID GROUP 10 11.19.2019
 ISSUED FOR 90% CD - PHASE C 11.01.2019
 ISSUED FOR 75% CD - PHASE C 10.14.2019
 ISSUED FOR 25% CD - PHASE C 08.30.2019
 ISSUED FOR CONSTRUCTION - PHASE B 07.26.2019

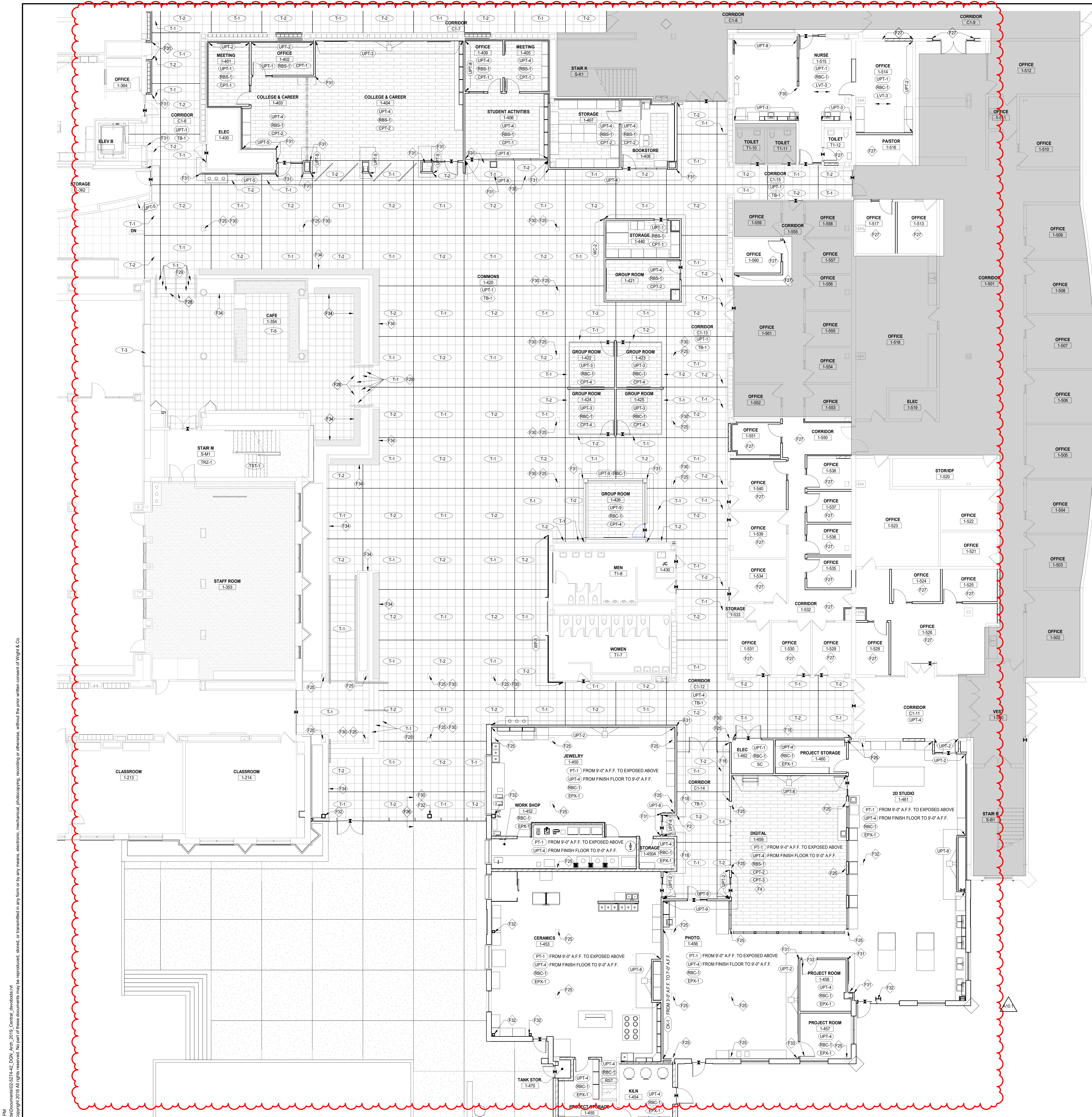
REV ISSUE DATE

MFP IMPLEMENTATION - NORTH

Project Number: 5274-42
 Drawn By: MB
 Sheet:

A10.01B.b

1 LEVEL 1 FINISH PLAN - AREA B
 SCALE: 1/8" = 1'-0"



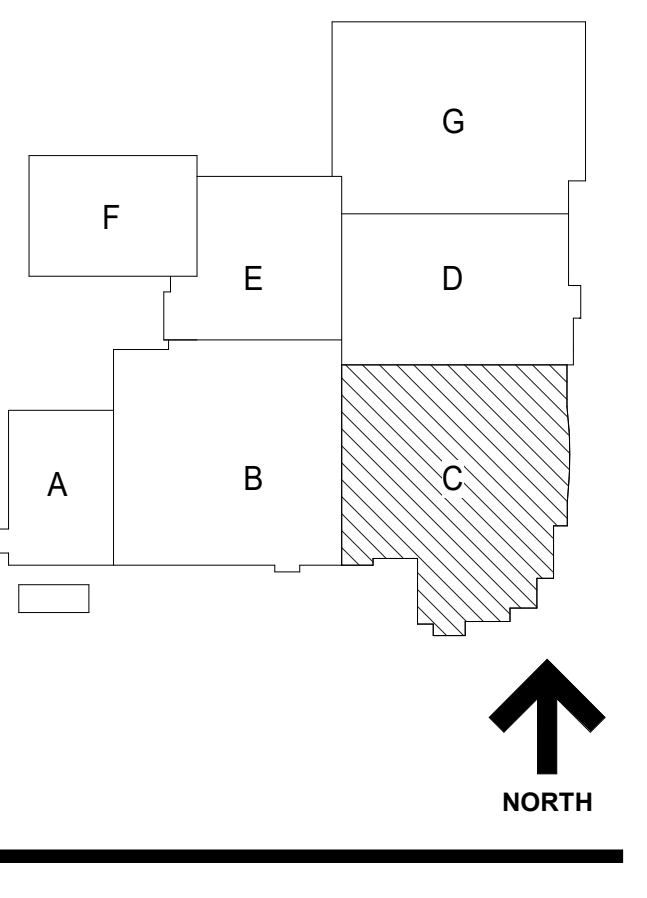
FINISH LEGEND	
NOTE: 1. SEE SHEET A10.00 FOR PROJECT MATERIALS, ADDITIONAL INFORMATION, AND DETAILS OTHERWISE.	
WALL 1. ALL WALLS TO RECEIVE PAINT FINISH TO FINISHED CEILING UNLESS NOTED OTHERWISE. 2. WALL TILE TO CONTINUE BEHIND TOILET ROOM ACCESSORIES. 3. TOILET ROOM WALLS TO RECEIVE WALL TILE. SEE TOILET ROOM ELEVATIONS FOR EXACT LOCATIONS AND TYPES. 4. PAINT ON GYP. BO. PARTITIONS TO BE SEMI-GLOSS U.N.O. PAINT ON GYP. BO. CEILINGS TO BE FLAT U.N.O. PAINT ON CMU PARTITIONS TO BE SEMI-GLOSS U.N.O. PAINTED WOOD DOORS AND FRAMES TO BE SEMI-GLOSS U.N.O. 5. ALL WALLS TO BE PT-1 U.N.O. 6. PROVIDE EXTRUDED STAINLESS STEEL EASED 90 DEGREE PROFILE LIKE SCHLUTER JOLLY AT ALL OUTSIDE CORNERS AND EXPOSED EDGES IN WALL TILE PROFILE TO BE BRUSHED STAINLESS STEEL FINISH. 7. NO PAINT FINISH ON BRICK PARTITIONS/FITTINGS U.N.O. 8. PROVIDE GROUDED CORNER AT ALL WALL TILE INSIDE CORNERS.	
BASE 1. ALL PAINTED CMU PARTITIONS TO RECEIVE 4" RESILIENT BASE U.N.O. STRAIGHT PROFILE BASE TO BE USED AT ALL OTHER FLOOR SURFACES U.N.O. COVE PROFILE BASE TO BE USED AT ALL OTHER FLOOR SURFACES U.N.O. 2. RESILIENT BASE TO OCCUR ON CASEWORK U.N.O. 3. PROVIDE GROUDED CORNER AT ALL WALL TILE TO FLOOR TILE INSIDE CORNERS.	
FLOOR 1. FOR FLOOR TRANSITION DETAILS REFER TO A10.00 2. ALL FLOORING MATERIAL CHANGES TO OCCUR AT CENTER OF DOOR SIDE STOP. REFER TO A10.00 3. FLOORING EXTEND UNDER CABINETS U.N.O. 4. CARPET TILE ORIENTATION AS NOTED ON DRAWINGS.	
MISCELLANEOUS 1. INTERIOR HOLLOW METAL DOOR AND FRAME UPT-7 U.N.O. 2. INTERIOR HOLLOW METAL FRAMES UPT-7 U.N.O. 3. SEE CASEWORK ELEVATIONS AND DETAILS FOR FINISH MATERIALS OF CASEWORK AND CUSTOM ARCHITECTURAL WOODWORK. 4. ALL MISC. METAL TO BE PAINTED UPT-7 U.N.O. 5. WALL AND CEILING CONTROL JOINTS TO BE PAINTED TO MATCH ADJACENT WALL COLOR U.N.O. 6. REVEALS IN WALLS TO BE BRUSHED ALUMINUM. NO PAINT. 7. STAIR STRINGERS, GUARDRAILS AND HANDRAILS TO BE UPT-7. 8. ALL GYPSUM BOARD CEILINGS TO BE PAINTED PT-6 U.N.O. 9. PROVIDE EXTRUDED ALUMINUM STAIR NOSING PROFILE LIKE SCHLUTER TREP-B SIZE (1/2" HEIGHT, 2 1/8" WIDTH) TO BE USED AT ALL PORCELAIN TILE STAIRS U.N.O. PROFILE TO BE BLACK COLOR.	
FINISH LEGEND	
WT-2	WALL FINISH
RBC-1	BASE FINISH
LVT-1	FLOOR FINISH
NOTE: 1. FINISH TAG ABOVE INDICATES FINISHES FOR SPACE, UNLESS NOTED OTHERWISE. 2. SEE DRAWING SERIES A11.0 FINISH LEGEND FOR COMPLETE DESCRIPTION.	
EXTENT OF FINISHES DEVELOPING FROM REST OF ROOM	
RBC-1	BASE TYPE
WT-2	WALL FINISH
FLOOR TRANSITION	
FINISH PLAN KEYNOTES:STION	
F2	PROVIDE FLUSH MOUNT CORNER GUARD, FULL HEIGHT, 2" WING, VINYL, UNLESS NOTED AS STAINLESS ON THE FINISH PLANS. HOLD CORNER GUARD OFF FINISH FLOOR FOR WALL BASE INSTALLATION. SEE SHEET A7.50 FOR DETAIL.
F4	75% CPT-2, 25% CPT-3, RANDOM MIX
F18	PAINT UPT-4 FROM FINISH FLOOR TO 4'-0" A.F.F. PAINT UPT-1 FROM 4'-0" AFF TO EXPOSED STRUCTURE ABOVE.
F25	PAINT EXPOSED CONCRETE COLUMN UPT-1
F26	ALIGN CONCRETE JOINT PATTERN WITH FLOOR TILE PATTERN
F28	INSTALL T-1 AT TOP STAIR RISER
F29	INSTALL T-1 ON STAIR RISER U.N.O.
F30	NO WALL BASE AT COLUMN. SCRIBE FLOOR TILE TO COLUMN AND CALK. MATCH CALK COLOR TO GROUT.
F31	PROVIDE FLUSH MOUNT CORNER GUARD, FULL HEIGHT, 2" WING, STAINLESS STEEL, HOLD CORNER GUARD OFF FINISH FLOOR FOR WALL BASE INSTALLATION. SEE SHEET A7.50 FOR DETAIL.
F32	PAINT EXPOSED STEEL COLUMN UPT-1
F33	PAINT DOOR AND FRAME TO MATCH ADJACENT WALL FINISH.
F34	NO WALL BASE AT CONCRETE COLUMN U.N.O. SCRIBE FLOOR TILE TO CONCRETE AND CALK. MATCH CALK COLOR TO GROUT.
F35	PROVIDE FLUSH MOUNT END WALL PROTECTOR, FULL HEIGHT, 2" WING, STAINLESS STEEL.



COMMUNITY HIGH SCHOOL
DISTRICT 99



Wight & Company
wightco.com
2500 North Frontage Road
Darien, IL 60561
P 630.969.7000
F 630.969.7979



FINISH PLAN KEYNOTES:STION	
F2	PROVIDE FLUSH MOUNT CORNER GUARD, FULL HEIGHT, 2" WING, VINYL, UNLESS NOTED AS STAINLESS ON THE FINISH PLANS. HOLD CORNER GUARD OFF FINISH FLOOR FOR WALL BASE INSTALLATION. SEE SHEET A7.50 FOR DETAIL.
F4	75% CPT-2, 25% CPT-3, RANDOM MIX
F18	PAINT UPT-4 FROM FINISH FLOOR TO 4'-0" A.F.F. PAINT UPT-1 FROM 4'-0" AFF TO EXPOSED STRUCTURE ABOVE.
F25	PAINT EXPOSED CONCRETE COLUMN UPT-1
F26	ALIGN CONCRETE JOINT PATTERN WITH FLOOR TILE PATTERN
F28	INSTALL T-1 AT TOP STAIR RISER
F29	INSTALL T-1 ON STAIR RISER U.N.O.
F30	NO WALL BASE AT COLUMN. SCRIBE FLOOR TILE TO COLUMN AND CALK. MATCH CALK COLOR TO GROUT.
F31	PROVIDE FLUSH MOUNT CORNER GUARD, FULL HEIGHT, 2" WING, STAINLESS STEEL, HOLD CORNER GUARD OFF FINISH FLOOR FOR WALL BASE INSTALLATION. SEE SHEET A7.50 FOR DETAIL.
F32	PAINT EXPOSED STEEL COLUMN UPT-1
F33	PAINT DOOR AND FRAME TO MATCH ADJACENT WALL FINISH.
F34	NO WALL BASE AT CONCRETE COLUMN U.N.O. SCRIBE FLOOR TILE TO CONCRETE AND CALK. MATCH CALK COLOR TO GROUT.
F35	PROVIDE FLUSH MOUNT END WALL PROTECTOR, FULL HEIGHT, 2" WING, STAINLESS STEEL.

NOT FOR CONSTRUCTION

10/20/2019 10:47:02 AM
C:\Users\mcdonald\Documents\1025274-42_DOC_Arch_2019_Central_detailed.v1
Wight & Co. © Copyright 2019. All rights reserved. No part of these documents may be reproduced, stored, or transmitted in any form or by any means, electronic, mechanical, photocopying, recording or otherwise, without the prior written consent of Wight & Co.

1 LEVEL 1 FINISH PLAN - AREA B
SCALE: 1/8" = 1'-0"

A10.1 BID GROUP 10-ADDENDUM #1	12.30.2019
ISSUED FOR BID - BID GROUP 10	11.19.2019
ISSUED FOR 90% CD - PHASE C	11.01.2019
ISSUED FOR 75% CD - PHASE C	10.14.2019
ISSUED FOR 25% CD - PHASE C	08.30.2019
ISSUED FOR 100% CD - PHASE C	07.12.2019
REV	DATE

MFP IMPLEMENTATION - NORTH

4436 MAIN STREET
DOWNERS GROVE, IL 60515

**FINISH PLAN - LEVEL 1
AREA C**

Project Number:
5274-42
Drawn By:
Author
Sheet:

A10.01C

10/20/2019 11:17:08 AM
 C:\Users\edocad\Documents\025274-42_DCN_Arch_2019_Central.dwg
 Wight & Co. © Copyright 2018 All rights reserved. No part of these documents may be reproduced, stored, or transmitted in any form or by any means, electronic, mechanical, photocopying, recording or otherwise, without the prior written consent of Wight & Co.



1 LEVEL 1 FINISH PLAN - AREA D
 SCALE: 1/8" = 1'-0"

FINISH LEGEND

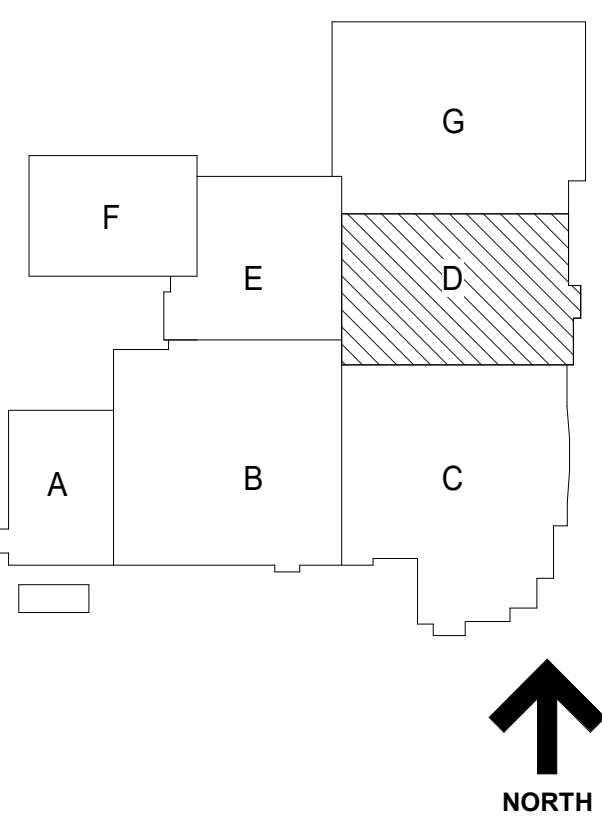
- NOTE:**
 1. SEE SHEET A10.00 FOR PROJECT MATERIALS, ADDITIONAL INFORMATION, AND DETAILS
- WALL**
1. ALL WALLS TO RECEIVE PAINT FINISH TO FINISHED CEILING UNLESS NOTED OTHERWISE.
 2. WALL TILE TO CONTINUE BEHIND TOILET ROOM ACCESSORIES.
 3. TOILET ROOM WALLS TO RECEIVE WALL TILE. SEE TOILET ROOM ELEVATIONS FOR EXACT LOCATIONS AND TYPES.
 4. PAINT ON GYP. BD. PARTITIONS TO BE SEMI-GLOSS U.N.O. PAINT ON GYP. BD. CEILING TO BE FLAT U.N.O. PAINT ON CMU PARTITIONS TO BE SEMI-GLOSS U.N.O. PAINTED WOOD DOORS AND FRAMES TO BE SEMI-GLOSS U.N.O.
 5. ALL WALLS TO BE PT-1 U.N.O.
 6. PROVIDE EXTRUDED STAINLESS STEEL EASED 90 DEGREE PROFILE LIKE SCHLUTER JOLLY AT ALL OUTSIDE CORNERS AND EXPOSED EDGES IN WALL TILE PROFILE TO BE BRUSHED STAINLESS STEEL FINISH.
 7. NO PAINT FINISH ON BRICK PARTITIONS/SIFTS U.N.O.
 8. PROVIDE GROUTED CORNER AT ALL WALL TILE INSIDE CORNERS.
- BASE**
1. ALL PAINTED CMU PARTITIONS TO RECEIVE 4" RESILIENT BASE U.N.O. STRAIGHT PROFILE BASE TO BE USED AT CARPET FLOOR SURFACES, U.N.O. COVE PROFILE BASE TO BE USED AT ALL OTHER FLOOR SURFACES, U.N.O.
 2. RESILIENT BASE TO OCCUR ON CASEWORK, U.N.O.
 3. PROVIDE GROUTED CORNER AT ALL WALL TILE TO FLOOR TILE INSIDE CORNERS.
- FLOOR**
1. FOR FLOOR TRANSITION DETAILS REFER TO A10.00
 2. ALL FLOORING MATERIAL CHANGES TO OCCUR AT CENTER OF DOOR SIDE STOP. REFER TO A10.00
 3. FLOORING EXTENDS UNDER CABINETS U.N.O.
 4. CARPET TILE ORIENTATION AS NOTED ON DRAWINGS.
- MISCELLANEOUS**
1. INTERIOR HOLLOW METAL DOOR AND FRAME UPT-7 U.N.O.
 2. INTERIOR HOLLOW METAL FRAMES UPT-7 U.N.O.
 3. SEE CASEWORK ELEVATIONS AND DETAILS FOR FINISH MATERIALS OF CASEWORK AND CUSTOM ARCHITECTURAL WOODWORK.
 4. ALL MISC. METAL TO BE PAINTED UPT-7 U.N.O.
 5. WALL AND CEILING CONTROL JOINTS TO BE PAINTED TO MATCH ADJACENT WALL COLOR U.N.O.
 6. REVEALS IN WALLS TO BE BRUSHED ALUMINUM, NO PAINT.
 7. STAIR STRINGERS, GUARDRAILS AND HANDRAILS TO BE UPT-7.
 8. ALL GYPSUM BOARD CEILING TO BE PAINTED PT-6 U.N.O.
 9. PROVIDE EXTRUDED ALUMINUM STAIR NOSING PROFILE LIKE SCHLUTER TREP-B SIZE (1/2" HEIGHT, 2 1/8" WIDTH) TO BE USED AT ALL PORCELAIN TILE STAIRS U.N.O. PROFILE TO BE BLACK COLOR.
- FINISH LEGEND**
- | | |
|---------|--------------|
| (WT-2) | WALL FINISH |
| (RBS-1) | BASE FINISH |
| (LVT-1) | FLOOR FINISH |
- NOTE:**
 1. FINISH TAG ABOVE INDICATES FINISHES FOR SPACE, UNLESS NOTED OTHERWISE.
 2. SEE DRAWING SERIES A11.0 FINISH LEGEND FOR COMPLETE DESCRIPTION.
- EXTENT OF FINISHES DEVIATING FROM REST OF ROOM**
- BASE TYPE** **WALL FINISH**
- FLOOR TRANSITION**
- MATERIAL DIRECTION**
- FINISH PLAN KEYNOTES**
- F2 PROVIDE FLUSH MOUNT CORNER GUARD FULL HEIGHT, 2" WING, VINYL UNLESS NOTED AS STAINLESS ON THE FINISH PLANS. HOLD CORNER GUARD OFF FINISH FLOOR FOR WALL BASE INSTALLATION. SEE SHEET A7.50 FOR DETAIL.
- F10 MATCH EXISTING FINISHES
- F31 PROVIDE FLUSH MOUNT CORNER GUARD FULL HEIGHT, 2" WING, STAINLESS STEEL. HOLD CORNER GUARD 4" OFF FINISH FLOOR FOR WALL BASE INSTALLATION. SEE SHEET A7.50 FOR DETAIL.



COMMUNITY HIGH SCHOOL
DISTRICT 99



Wight & Company
wightco.com
2500 North Frontage Road
Darien, IL 60561
P 630.969.7000
F 630.969.7979



NOT FOR
 CONSTRUCTION

A10.1	BID GROUP 10-ADDENDUM #1	12.30.2019
	ISSUED FOR BID - BID GROUP 10	11.19.2019
	ISSUED FOR 90% CD - PHASE C	11.01.2019
	ISSUED FOR 75% CD - PHASE C	10.14.2019
	ISSUED FOR 25% CD - PHASE C	08.30.2019
	ISSUED FOR 100% CD - PHASE C	07.12.2019
REV	ISSUE	DATE

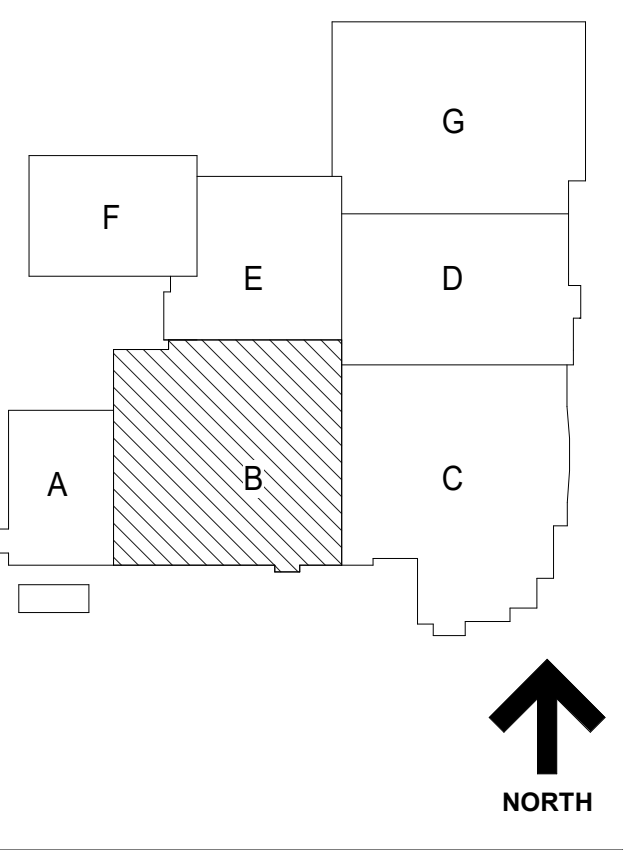
**MFP
IMPLEMENTATION -
NORTH**

4436 MAIN STREET
DOWNERS GROVE, IL 60515

**FINISH PLAN - LEVEL 1
AREA D**

Project Number:
5274-42
Drawn By:
Author
Sheet:

A10.01D



FINISH LEGEND

NOTE:
1. SEE SHEET A10.00 FOR PROJECT MATERIALS, ADDITIONAL INFORMATION, AND DETAILS

- WALL**
1. ALL WALLS TO RECEIVE PAINT FINISH TO FINISHED CEILING UNLESS NOTED OTHERWISE.
 2. WALL TILE TO CONTINUE BEHIND TOILET ROOM ACCESSORIES.
 3. TOILET ROOM WALLS TO RECEIVE WALL TILE. SEE TOILET ROOM ELEVATIONS FOR EXACT LOCATIONS AND TYPES.
 4. PAINT ON GYP. BD. PARTITIONS TO BE SEMI-GLOSS U.N.O. PAINT ON GYP. BD. CEILINGS TO BE FLAT U.N.O. PAINT ON CMU PARTITIONS TO BE SEMI-GLOSS U.N.O. PAINTED WOOD DOORS AND FRAMES TO BE SEMI-GLOSS U.N.O.
 5. ALL WALLS TO BE PT-1 U.N.O.
 6. PROVIDE EXTRUDED STAINLESS STEEL EASED 90 DEGREE PROFILE LIKE SCHLUTER JULY AT ALL OUTSIDE CORNERS AND EXPOSED EDGES IN WALL TILE PROFILE TO BE BRUSHED STAINLESS STEEL FINISH.
 7. NO PAINT FINISH ON BRICK PARTITIONS/SOFTFITS U.N.O.
 8. PROVIDE GROUDED CORNER AT ALL WALL TILE INSIDE CORNERS.

- BASE**
1. ALL PAINTED CMU PARTITIONS TO RECEIVE 4" RESILIENT BASE U.N.O. STRAIGHT PROFILE BASE TO BE USED AT CARPET FLOOR SURFACES, U.N.O. COVE PROFILE BASE TO BE USED AT ALL OTHER FLOOR SURFACES, U.N.O.
 2. RESILIENT BASE TO OCCUR ON CASEWORK, U.N.O.
 3. PROVIDE GROUDED CORNER AT ALL WALL TILE TO FLOOR TILE INSIDE CORNERS.

- FLOOR**
1. FOR FLOOR TRANSITION DETAILS REFER TO A10.00
 2. ALL FLOORING MATERIAL CHANGES TO OCCUR AT CENTER OF DOOR SIDE STOP. REFER TO A10.00
 3. FLOORING EXTENDS UNDER CABINETS U.N.O.
 4. CARPET TILE ORIENTATION AS NOTED ON DRAWINGS.

- MISCELLANEOUS**
1. INTERIOR HOLLOW METAL DOOR AND FRAME UPT-7 U.N.O.
 2. INTERIOR HOLLOW METAL FRAMES UPT-7 U.N.O.
 3. SEE CASEWORK ELEVATIONS AND DETAILS FOR FINISH MATERIALS OF CASEWORK AND CUSTOM ARCHITECTURAL WOODWORK.
 4. ALL MISC. METAL TO BE PAINTED UPT-7 U.N.O.
 5. WALL AND CEILING CONTROL JOINTS TO BE PAINTED TO MATCH ADJACENT WALL COLOR U.N.O.
 6. REVEALS IN WALLS TO BE BRUSHED ALUMINUM, NO PAINT.
 7. STAIR STRINGERS, GUARDRAILS AND HANDRAILS TO BE UPT-1.
 8. ALL GYPSUM BOARD CEILINGS TO BE PAINTED PT-6 U.N.O.
 9. PROVIDE EXTRUDED ALUMINUM STAIR NOSING PROFILE LIKE SCHLUTER TREP-B SIZE (1/2" HEIGHT, 2 1/8" WIDTH) TO BE USED AT ALL PORCELAIN TILE STAIRS U.N.O. PROFILE TO BE BLACK COLOR.

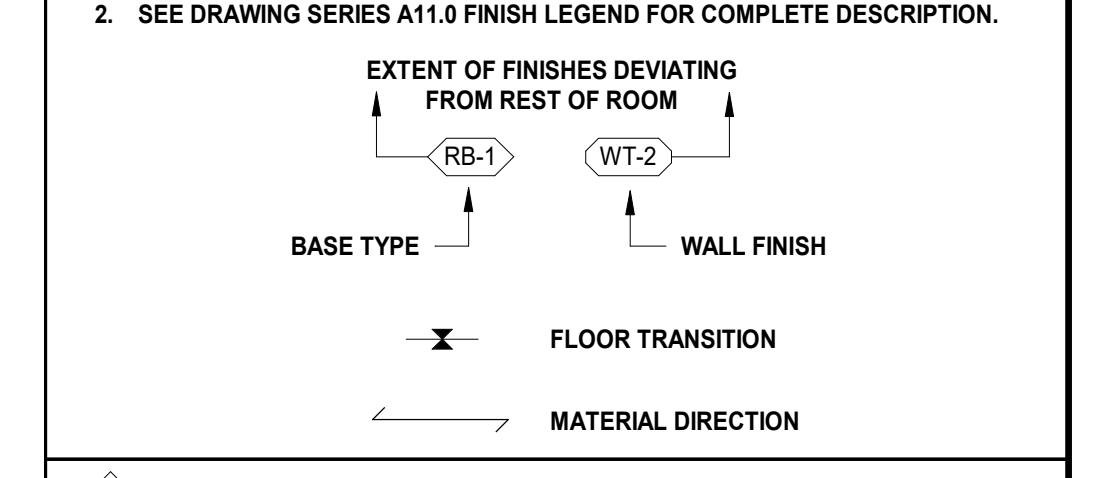
FINISH LEGEND

(W-2) WALL FINISH

(RBS-1) BASE FINISH

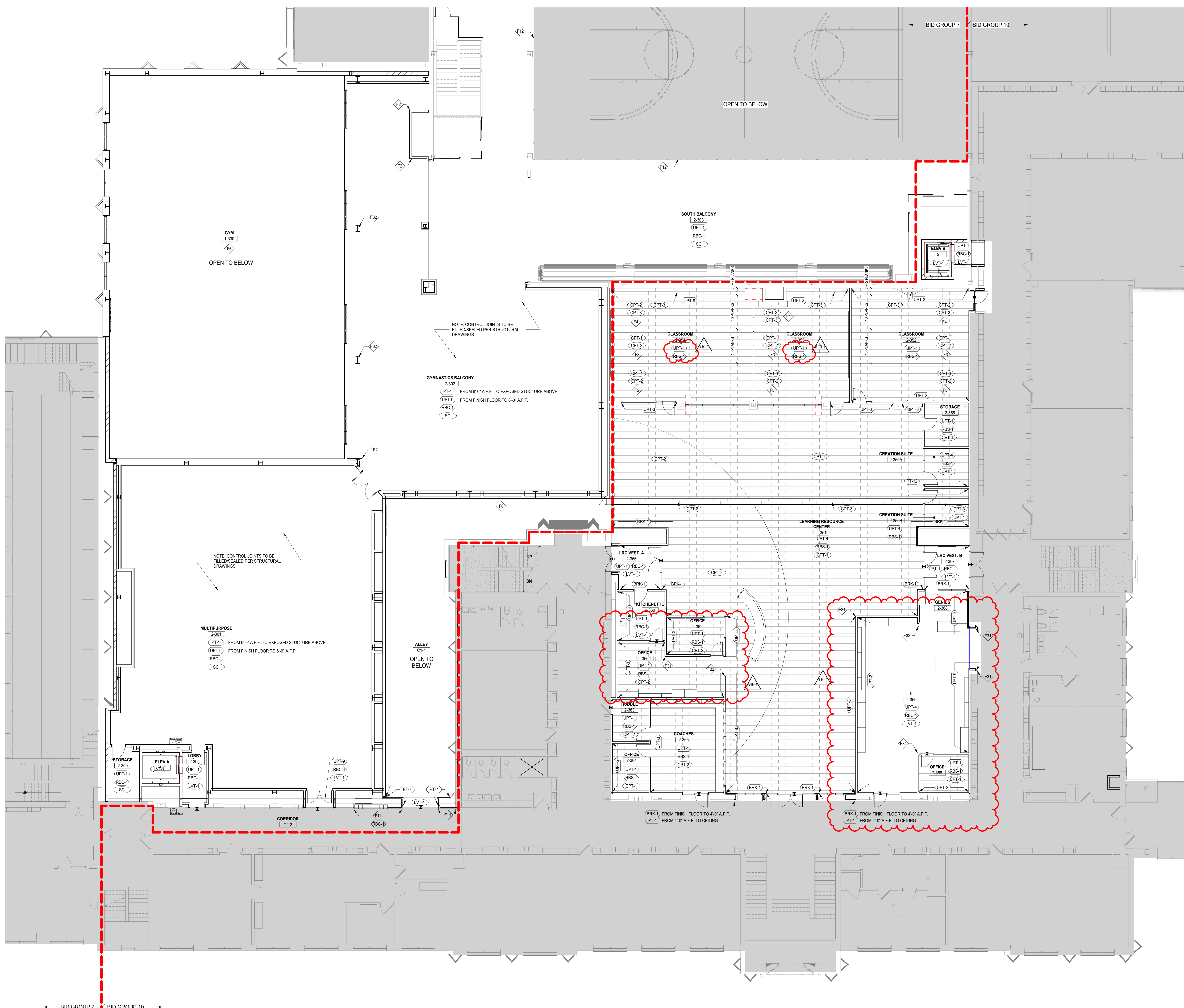
(LVT-1) FLOOR FINISH

NOTE:
1. FINISH TAG ABOVE INDICATES FINISHES FOR SPACE, UNLESS NOTED OTHERWISE.
2. SEE DRAWING SERIES A11.0 FINISH LEGEND FOR COMPLETE DESCRIPTION.



FINISH PLAN KEYNOTES

- F2 PROVIDE FLUSH MOUNT CORNER GUARD FULL HEIGHT, 2" WING, VINYL UNLESS NOTED AS STAINLESS ON THE FINISH PLANS. HOLD CORNER GUARD OFF FINISH FLOOR FOR WALL BASE INSTALLATION. SEE SHEET A7.50 FOR DETAIL.
- F3 40% CPT-2, 60% CPT-1, RANDOM MIX
- F4 75% CPT-2, 25% CPT-3, RANDOM MIX
- F5 75% CPT-1, 25% CPT-2, RANDOM MIX
- F6 REFER TO INTERIOR ELEVATIONS FOR EXTENTS OF PAINT DESIGNATIONS
- F11 INFILL BRICK MANSICOTT, RUNNING BOND SOLIDER COURSE AND BRICK PLASTER TO MATCH EXISTING WITH SALVAGED INTERIOR BRICK MASONRY UNITS. REFER TO INTERIOR ELEVATIONS FOR EXTENTS OF EXISTING CONDITIONS TO MATCH
- F12 EXISTING RAILING TO REMAIN. NO PAINT FINISH U.N.O.
- F31 PROVIDE FLUSH MOUNT CORNER GUARD FULL HEIGHT, 2" WING, STAINLESS STEEL. HOLD CORNER GUARD 4" OFF FINISH FLOOR FOR WALL BASE INSTALLATION. SEE SHEET A7.50 FOR DETAIL.
- F32 PAINT EXPOSED STEEL COLUMN UPT-1.



1 LEVEL 2 FINISH PLAN - AREA A
SCALE: 1/8" = 1'-0"

28	DOC MOD 28	01.07.2020
A10.1	BID GROUP 10-ADDENDUM #1	12.30.2019
	ISSUED FOR BID - BID GROUP 10	11.19.2019
	ISSUED FOR 80% CD - PHASE C	11.01.2019
	ISSUED FOR 75% CD - PHASE C	10.14.2019
	ISSUED FOR 25% CD - PHASE C	08.30.2019
13	DOC MOD 13	08.02.2019
	ISSUED FOR CONSTRUCTION - PHASE B	07.26.2019

REV ISSUE DATE

MFP IMPLEMENTATION - NORTH

4436 MAIN STREET
DOWNERS GROVE, IL 60515

**FINISH PLAN - LEVEL 2
AREA B (PHASE B)**

Project Number:
5274-42
Drawn By:
MB
Sheet:

A10.02B.b

10/20/2019 10:47:26 PM
 C:\Users\mcdonald\Documents\5274-42_DOC_Arch_2019_Central_dbs\00a.rvt
 Wight & Co. © Copyright 2019. All rights reserved. No part of these documents may be reproduced, stored, or transmitted in any form or by any means, electronic, mechanical, photocopying, recording or otherwise, without the prior written consent of Wight & Co.



FINISH LEGEND

NOTE:
 1. SEE SHEET A10.00 FOR PROJECT MATERIALS, ADDITIONAL INFORMATION, AND DETAILS OTHERWISE.

WALL
 1. ALL WALLS TO RECEIVE PAINT FINISH TO FINISHED CEILING UNLESS NOTED OTHERWISE.
 2. WALL TILE TO CONTINUE BEHIND TOILET ROOM ACCESSORIES.
 3. TOILET ROOM WALLS TO RECEIVE WALL TILE. SEE TOILET ROOM ELEVATIONS FOR EXACT LOCATIONS AND TYPES.
 4. PAINT ON GYP. BD. PARTITIONS TO BE SEMI-GLOSS U.N.O. PAINT ON GYP. BD. CEILINGS TO BE FLAT U.N.O. PAINT ON CMU PARTITIONS TO BE SEMI-GLOSS U.N.O. PAINTED WOOD DOORS AND FRAMES TO BE SEMI-GLOSS U.N.O.
 5. ALL WALLS TO BE PT-1 U.N.O.
 6. PROVIDE EXTRUDED STAINLESS STEEL EASED 90 DEGREE PROFILE LIKE SCHLUTER DOLLY AT ALL OUTSIDE CORNERS AND EXPOSED EDGES IN WALL TILE PROFILE TO BE BRUSHED STAINLESS STEEL FINISH.
 7. NO PAINT FINISH ON BRICK PARTITIONS/SPLITTINGS U.N.O.
 8. PROVIDE GROUTED CORNER AT ALL WALL TILE INSIDE CORNERS.

BASE
 1. ALL PAINTED CMU PARTITIONS TO RECEIVE 4" RESILIENT BASE U.N.O. STRAIGHT PROFILE BASE TO BE USED AT CARPET FLOOR SURFACES. U.N.O. COVE PROFILE BASE TO BE USED AT ALL OTHER FLOOR SURFACES. U.N.O.
 2. RESILIENT BASE TO OCCUR ON CASEWORK. U.N.O.
 3. PROVIDE GROUTED CORNER AT ALL WALL TILE TO FLOOR TILE INSIDE CORNERS.

FLOOR
 1. FOR FLOOR TRANSITION DETAILS REFER TO A10.00
 2. ALL FLOORING MATERIAL CHANGES TO OCCUR AT CENTER OF DOOR SIDE STOP. REFER TO A10.00
 3. FLOORING EXTENDS UNDER CABINETRY U.N.O.
 4. CARPET TILE ORIENTATION AS NOTED ON DRAWINGS.

MISCELLANEOUS
 1. INTERIOR HOLLOW METAL DOOR AND FRAME UPT-7 U.N.O.
 2. INTERIOR HOLLOW METAL FRAMES UPT-1 U.N.O.
 3. SEE CASEWORK ELEVATIONS AND DETAILS FOR FINISH MATERIALS OF CASEWORK AND CUSTOM ARCHITECTURAL WOODWORK.
 4. ALL MISC. METAL TO BE PAINTED UPT-7 U.N.O.
 5. WALL AND CEILING CONTROL JOINTS TO BE PAINTED TO MATCH ADJACENT WALL COLOR U.N.O.
 6. REVEALS IN WALLS TO BE BRUSHED ALUMINUM. NO PAINT.
 7. STAIR STRINGERS, GUARDRAILS AND HANDRAILS TO BE UPT-7.
 8. ALL GYPSUM BOARD CEILINGS TO BE PAINTED PT-6 U.N.O.
 9. PROVIDE EXTRUDED ALUMINUM STAIR NOSING PROFILE LIKE SCHLUTER TREP-B SIZE (1/2" HEIGHT, 2 1/8" WIDTH) TO BE USED AT ALL PORCELAIN TILE STAIRS U.N.O. PROFILE TO BE BLACK COLOR.

FINISH LEGEND

NOTE:
 1. FINISH TAG ABOVE INDICATES FINISHES FOR SPACE, UNLESS NOTED OTHERWISE.
 2. SEE DRAWING SERIES A11.0 FINISH LEGEND FOR COMPLETE DESCRIPTION.

EXTENT OF FINISHES DEVIATING FROM REST OF ROOM

BASE TYPE **WALL FINISH**

FLOOR TRANSITION

MATERIAL DIRECTION

FINISH PLAN KEYNOTES

F2 PROVIDE FLUSH MOUNT CORNER GUARD. FULL HEIGHT. 2" WING. VINYL UNLESS NOTED AS STAINLESS ON THE FINISH PLANS. HOLD CORNER GUARD OFF FINISH FLOOR FOR WALL BASE INSTALLATION. SEE SHEET A7.50 FOR DETAIL.

F18 PAINT UPT-4 FROM FINISH FLOOR TO 4'-0" A.F.F. PAINT UPT-1 FROM 4'-0" AFF TO EXPOSED STRUCTURE ABOVE.

F21 PAINT GYP. BOARD SHADOW BOX FRAME AROUND CURTAIN WALL PT-5

F22 PAINT SCAFFIT ABOVE PT-4

F24 REFER TO ENLARGED FINISH FLOOR PLAN FOR FLOORING PATTERN.

F25 PAINT EXPOSED CONCRETE COLUMN UPT-1

F31 PROVIDE FLUSH MOUNT CORNER GUARD. FULL HEIGHT. 2" WING. STAINLESS STEEL. HOLD CORNER GUARD 4" OFF FINISH FLOOR FOR WALL BASE INSTALLATION. SEE SHEET A7.50 FOR DETAIL.

F32 PAINT EXPOSED STEEL COLUMN UPT-1

F33 PROVIDE FLUSH MOUNT HAND WALL PROTECTOR. FULL HEIGHT. 2" WING. STAINLESS STEEL.

F36 PAINT EXPOSED CONCRETE COLUMN UPT-4

F37 PAINT EXPOSED STEEL COLUMN UPT-5

F42 COORDINATE FLOOR FINISH WITH 2" FLOOR ISOLATION JOINT COVER. SEE FLOOR PLANS.

DISTRICT 99

COMMUNITY HIGH SCHOOL DISTRICT 99

Wight

Wight & Company
 wightco.com
 2500 North Frontage Road
 Darien, IL 60561
 P 630.969.7000
 F 630.969.7979

NORTH

NOT FOR CONSTRUCTION

10/20/2019 10:47:24 PM
 C:\Users\mfranklin\Documents\1005274-42_DCN_Arch_2019_Central_dbs\0001.vrt
 Wight & Co. © Copyright 2018 All rights reserved. No part of these documents may be reproduced, stored, or transmitted in any form or by any means, electronic, mechanical, photocopying, recording or otherwise, without the prior written consent of Wight & Co.

1 LEVEL 2 FINISH PLAN - AREA A
 SCALE: 1/8" = 1'-0"

A10.1 BID GROUP 10-ADDENDUM #1 12.30.2019
 ISSUED FOR BID - BID GROUP 10 11.19.2019
 ISSUED FOR 90% CD - PHASE C 11.01.2019
 ISSUED FOR 75% CD - PHASE C 10.14.2019
 ISSUED FOR 25% CD - PHASE C 08.30.2019
 ISSUED FOR 100% CD - PHASE C 07.12.2019

REV _____ DATE _____

MFP IMPLEMENTATION - NORTH

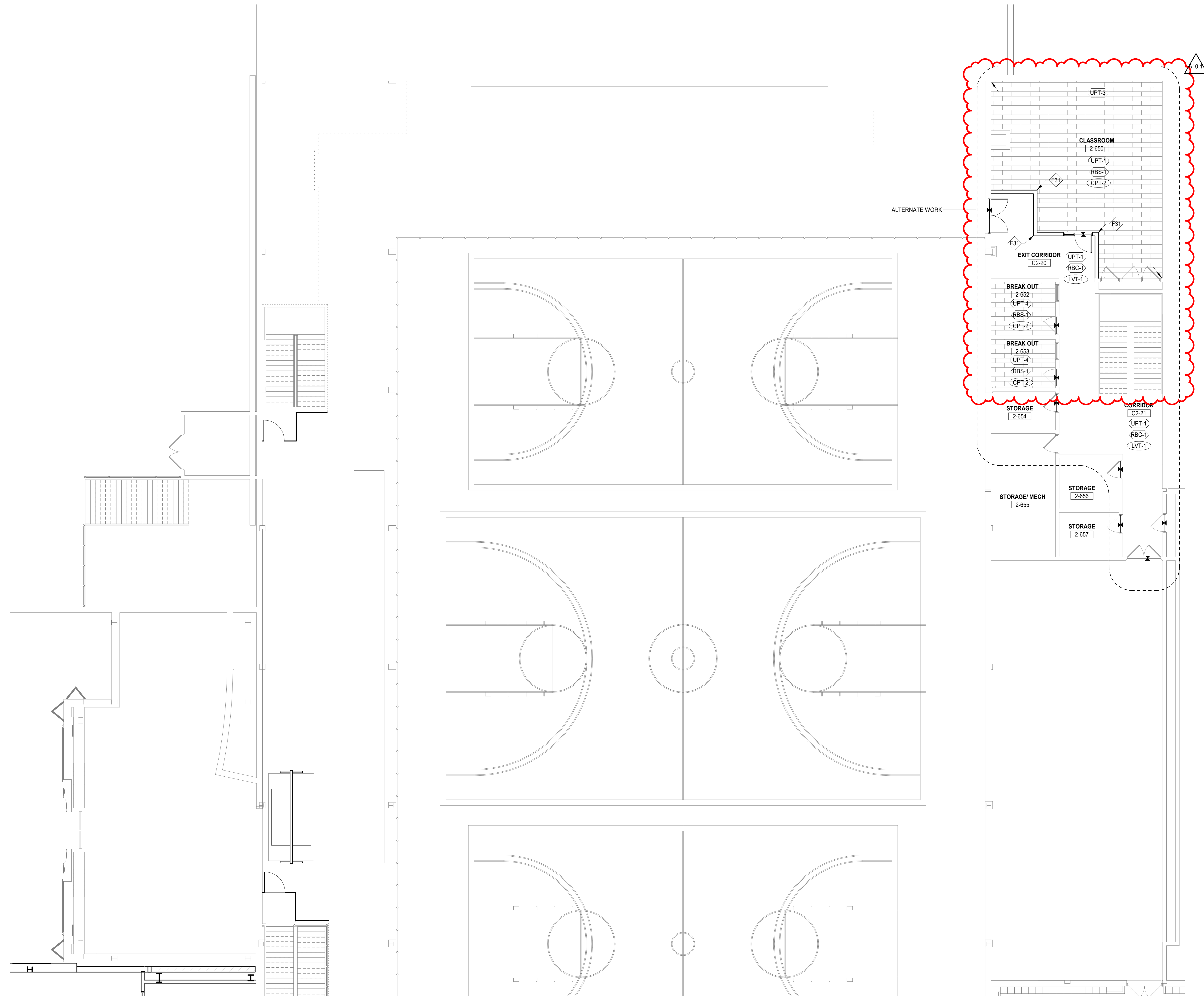
4436 MAIN STREET
 DOWNERS GROVE, IL 60515

FINISH PLAN - LEVEL 2 AREA C

Project Number:
 5274-42
 Drawn By:
 Author
 Sheet:

A10.02C

10/20/2019 1:47:29 PM
 C:\Users\dwadson\Documents\1025274-42_DOCN_Arch_2019_Central_dlv\dwadson.vrt
 Wight & Co. © Copyright 2019. All rights reserved. No part of these documents may be reproduced, stored, or transmitted in any form or by any means, electronic, mechanical, photocopying, recording or otherwise, without the prior written consent of Wight & Co.



1 LEVEL 2 FINISH PLAN - AREA E
 SCALE: 1/8" = 1'-0"

FINISH LEGEND

- NOTE:**
 1. SEE SHEET A10.00 FOR PROJECT MATERIALS, ADDITIONAL INFORMATION, AND DETAILS OTHERWISE.
- WALL**
 1. ALL WALLS TO RECEIVE PAINT FINISH TO FINISHED CEILING UNLESS NOTED OTHERWISE.
 2. WALL TILE TO CONTINUE BEHIND TOILET ROOM ACCESSORIES.
 3. TOILET ROOM WALLS TO RECEIVE WALL TILE. SEE TOILET ROOM ELEVATIONS FOR EXACT LOCATIONS AND TYPES.
 4. PAINT ON GYP. BD. PARTITIONS TO BE SEMI-GLOSS U.N.O. PAINT ON GYP. BD. CEILINGS TO BE FLAT U.N.O. PAINT ON CMU PARTITIONS TO BE SEMI-GLOSS U.N.O. PAINTED WOOD DOORS AND FRAMES TO BE SEMI-GLOSS U.N.O.
 5. ALL WALLS TO BE PT-1 U.N.O.
 6. PROVIDE EXTRUDED STAINLESS STEEL EASED 90 DEGREE PROFILE LIKE SCHLUTER JOLLY AT ALL OUTSIDE CORNERS AND EXPOSED EDGES IN WALL TILE PROFILE TO BE BRUSHED STAINLESS STEEL FINISH.
 7. NO PAINT FINISH ON BRICK PARTITIONS/SOFFITS U.N.O.
 8. PROVIDE GROUTED CORNER AT ALL WALL TILE INSIDE CORNERS.
- BASE**
 1. ALL PAINTED CMU PARTITIONS TO RECEIVE 4" RESILIENT BASE U.N.O. STRAIGHT PROFILE BASE TO BE USED AT CARPET FLOOR SURFACES. U.N.O. COVE PROFILE BASE TO BE USED AT ALL OTHER FLOOR SURFACES. U.N.O.
 2. RESILIENT BASE TO OCCUR ON CASEWORK. U.N.O.
 3. PROVIDE GROUTED CORNER AT ALL WALL TILE TO FLOOR TILE INSIDE CORNERS.
- FLOOR**
 1. FOR FLOOR TRANSITION DETAILS REFER TO A10.00
 2. ALL FLOORING MATERIAL CHANGES TO OCCUR AT CENTER OF DOOR SIDE STOP. REFER TO A10.00
 3. FLOORING EXTENDS UNDER CABINETS U.N.O.
 4. CARPET TILE ORIENTATION AS NOTED ON DRAWINGS.
- MISCELLANEOUS**
 1. INTERIOR HOLLOW METAL DOOR AND FRAME UPT-7 U.N.O.
 2. INTERIOR HOLLOW METAL FRAMES UPT-7 U.N.O.
 3. SEE CASEWORK ELEVATIONS AND DETAILS FOR FINISH MATERIALS OF CASEWORK AND CUSTOM ARCHITECTURAL WOODWORK.
 4. ALL MISC. METAL TO BE PAINTED UPT-7 U.N.O.
 5. WALL AND CEILING CONTROL JOINTS TO BE PAINTED TO MATCH ADJACENT WALL COLOR U.N.O.
 6. REVEALS IN WALLS TO BE BRUSHED ALUMINUM. NO PAINT.
 7. STAIR STRINGERS, GUARDRAILS AND HANDRAILS TO BE UPT-7.
 8. ALL GYPSUM BOARD CEILINGS TO BE PAINTED PT-6 U.N.O.
 9. PROVIDE EXTRUDED ALUMINUM STAIR NOSING PROFILE LIKE SCHLUTER TREP-B SIZE (1/2" HEIGHT, 2 1/8" WIDTH) TO BE USED AT ALL PORCELAIN TILE STAIRS U.N.O. PROFILE TO BE BLACK COLOR.

FINISH LEGEND

- (WT-2) WALL FINISH
- (RBS-1) BASE FINISH
- (LVT-1) FLOOR FINISH

- NOTE:**
 1. FINISH TAG ABOVE INDICATES FINISHES FOR SPACE, UNLESS NOTED OTHERWISE.
 2. SEE DRAWING SERIES A11.0 FINISH LEGEND FOR COMPLETE DESCRIPTION.
- EXTENT OF FINISHES DEVIATING FROM REST OF ROOM
- BASE TYPE WALL FINISH
- FLOOR TRANSITION
- MATERIAL DIRECTION

FINISH PLAN KEYNOTES

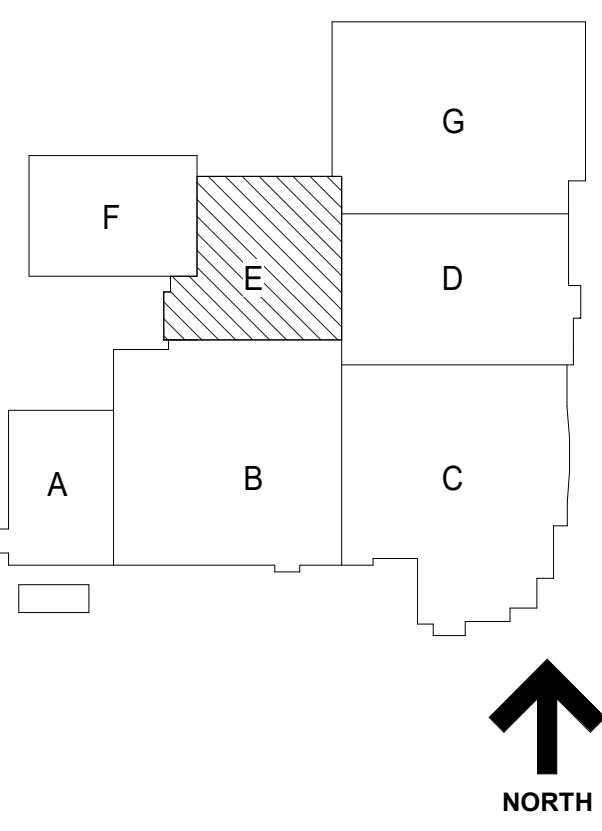
- F31 PROVIDE FLUSH MOUNT CORNER GUARD. FULL HEIGHT, 2" WING, STAINLESS STEEL. HOLD CORNER GUARD 4" OFF FINISH FLOOR FOR WALL BASE INSTALLATION. SEE SHEET A7.50 FOR DETAIL.



COMMUNITY HIGH SCHOOL
 DISTRICT 99



Wight & Company
 wightco.com
 2500 North Frontage Road
 Darien, IL 60561
 P 630.969.7000
 F 630.969.7979



NOT FOR CONSTRUCTION

A10.1	BID GROUP 10-ADDENDUM #1	12.30.2019
	ISSUED FOR BID - BID GROUP 10	11.19.2019
	ISSUED FOR 90% CD - PHASE C	11.01.2019
	ISSUED FOR 75% CD - PHASE C	10.14.2019
	ISSUED FOR 25% CD - PHASE C	08.30.2019
REV	ISSUE	DATE

MFP IMPLEMENTATION - NORTH

4436 MAIN STREET
 DOWNERS GROVE, IL 60515

FINISH PLAN - LEVEL 2 AREA E

Project Number:
 5274-42
 Drawn By:
 Author:
 Sheet:

A10.02E

10/20/2019 1:47:03 PM
 C:\Users\mcdonald\Documents\1005274-42_DOCN_Arch_2019_Central_detailed.vit
 Wight & Co. © Copyright 2019. All rights reserved. No part of these documents may be reproduced, stored, or transmitted in any form or by any means, electronic, mechanical, photocopying, recording, or otherwise, without the prior written consent of Wight & Co.



FINISH LEGEND

NOTE:
 1. SEE SHEET A10.00 FOR PROJECT MATERIALS, ADDITIONAL INFORMATION, AND DETAILS
 OTHERWISE

WALL
 1. ALL WALLS TO RECEIVE PAINT FINISH TO FINISHED CEILING UNLESS NOTED
 OTHERWISE
 2. WALL TILE TO CONTINUE BEHIND TOILET ROOM ACCESSORIES
 3. TOILET ROOM WALLS TO RECEIVE WALL TILE. SEE TOILET ROOM ELEVATIONS FOR EXACT LOCATIONS AND TYPES
 4. PAINT ON GYP. BD. PARTITIONS TO BE SEMI-GLOSS U.N.O. PAINT ON GYP. BD. CEILINGS TO BE FLAT U.N.O. PAINT ON CMU PARTITIONS TO BE SEMI-GLOSS U.N.O. PAINTED WOOD DOORS AND FRAMES TO BE SEMI-GLOSS U.N.O.
 5. ALL WALLS TO BE PT-1 U.N.O.
 6. PROVIDE EXTRUDED STAINLESS STEEL EASED 90 DEGREE PROFILE LIKE SCHLUTER JOLLY AT ALL OUTSIDE CORNERS AND EXPOSED EDGES IN WALL TILE. PROFILE TO BE BRUSHED STAINLESS STEEL FINISH
 7. NO PAINT FINISH ON BRICK PARTITIONS/SPLITTS U.N.O.
 8. PROVIDE GROUTED CORNER AT ALL WALL TILE INSIDE CORNERS.

BASE
 1. ALL PAINTED CMU PARTITIONS TO RECEIVE 4" RESILIENT BASE U.N.O. STRAIGHT PROFILE BASE TO BE USED AT CARPET FLOOR SURFACES. U.N.O. COVE PROFILE BASE TO BE USED AT ALL OTHER FLOOR SURFACES. U.N.O.
 2. RESILIENT BASE TO OCCUR ON CASEWORK. U.N.O.
 3. PROVIDE GROUTED CORNER AT ALL WALL TILE TO FLOOR TILE INSIDE CORNERS.

FLOOR
 1. FOR FLOOR TRANSITION DETAILS REFER TO A10.00
 2. ALL FLOORING MATERIAL CHANGES TO OCCUR AT CENTER OF DOOR SIDE STOP. REFER TO A10.00
 3. FLOORING EXTENDS UNDER CABINETS U.N.O.
 4. CARPET TILE ORIENTATION AS NOTED ON DRAWINGS.

MISCELLANEOUS
 1. INTERIOR HOLLOW METAL DOOR AND FRAME UPT-7 U.N.O.
 2. INTERIOR HOLLOW METAL FRAMES UPT-1 U.N.O.
 3. SEE CASEWORK ELEVATIONS AND DETAILS FOR FINISH MATERIALS OF CASEWORK AND CUSTOM ARCHITECTURAL WOODWORK
 4. ALL MISC. METAL TO BE PAINTED UPT-7 U.N.O.
 5. WALL AND CEILING CONTROL JOINTS TO BE PAINTED TO MATCH ADJACENT WALL COLOR U.N.O.
 6. REVEALS IN WALLS TO BE BRUSHED ALUMINUM. NO PAINT
 7. STAIR STRINGERS, GUARDRAILS AND HANDRAILS TO BE UPT-7
 8. ALL GYPSUM BOARD CEILINGS TO BE PAINTED PT-6 U.N.O.
 9. PROVIDE EXTRUDED ALUMINUM STAIR NOSING PROFILE LIKE SCHLUTER TREP-B SIZE (1/2" HEIGHT, 2 1/8" WIDTH) TO BE USED AT ALL PORCELAIN TILE STAIRS U.N.O. PROFILE TO BE BLACK COLOR.

FINISH LEGEND

(WT-2)	WALL FINISH
(RBS-1)	BASE FINISH
(LVT-1)	FLOOR FINISH

NOTE:
 1. FINISH TAG ABOVE INDICATES FINISHES FOR SPACE, UNLESS NOTED OTHERWISE
 2. SEE DRAWING SERIES A11.0 FINISH LEGEND FOR COMPLETE DESCRIPTION.


EXTENT OF FINISHES DEVIATING FROM REST OF ROOM


FROM REST OF ROOM
 FROM REST OF ROOM
 FROM REST OF ROOM

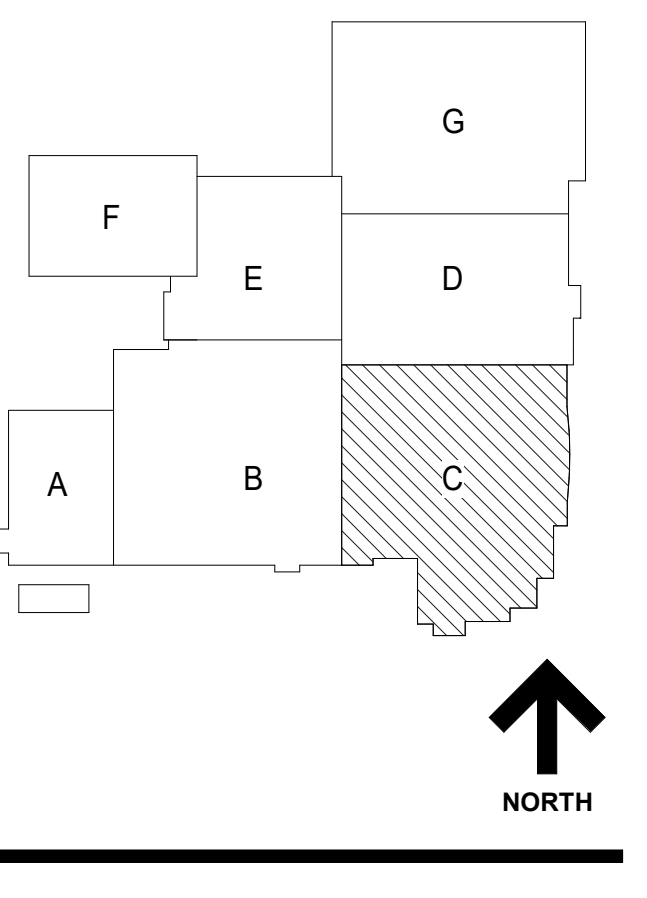
BASE TYPE WALL FINISH
 FLOOR TRANSITION MATERIAL DIRECTION

FINISH PLAN KEYNOTES

F3 40% CPT-2, 60% CPT-1, RANDOM MIX
 F4 75% CPT-2, 25% CPT-3, RANDOM MIX
 F5 75% CPT-1, 25% CPT-2, RANDOM MIX
 F18 PAINT UPT-4 FROM FINISH FLOOR TO 4" AFF. PAINT UPT-1 FROM 4" AFF. TO EXPOSED STRUCTURE ABOVE
 F19 50% CPT-2, 50% CPT-3, RANDOM MIX
 F21 PAINT GYP. BOARD SHADOW BOX FRAME AROUND CURTAIN WALL PT-5
 F25 PAINT EXPOSED CONCRETE COLUMN UPT-1
 F31 PROVIDE FLUSH MOUNT CORNER GUARD. FULL HEIGHT, 2" WING, STAINLESS STEEL. HOLD CORNER GUARD 4" OFF FINISH FLOOR FOR WALL BASE. INSTALLATION SEE SHEET A7.50 FOR DETAIL.
 F32 PAINT EXPOSED STEEL COLUMN UPT-1
 F42 COORDINATE FLOOR FINISH WITH 2" FLOOR ISOLATION JOINT COVER. SEE FLOOR PLANS.


DISTRICT 99
COMMUNITY HIGH SCHOOL
DISTRICT 99


 Wight & Company
 wightco.com
 2500 North Frontage Road
 Darien, IL 60561
 P 630.969.7000
 F 630.969.7979



NOT FOR
 CONSTRUCTION

1 LEVEL 3 FINISH PLAN - AREA C
 SCALE: 1/8" = 1'-0"

A10.1 BID GROUP 10-ADDENDUM #1 12.30.2019
 ISSUED FOR BID - BID GROUP 10 11.19.2019
 ISSUED FOR 90% CD - PHASE C 11.01.2019
 ISSUED FOR 75% CD - PHASE C 10.14.2019
 ISSUED FOR 25% CD - PHASE C 08.30.2019
 ISSUED FOR 100% CD - PHASE C 07.12.2019

REV. DATE

MFP IMPLEMENTATION - NORTH

4436 MAIN STREET
 DOWNERS GROVE, IL 60515

FINISH PLAN - LEVEL 3 AREA C

Project Number:
 5274-42
 Drawn By:
 Author:
 Sheet:

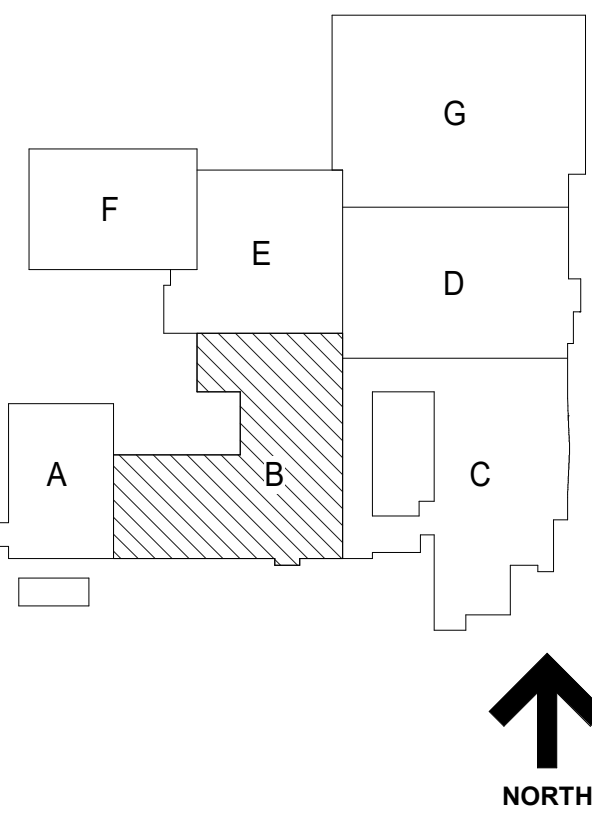
A10.03C



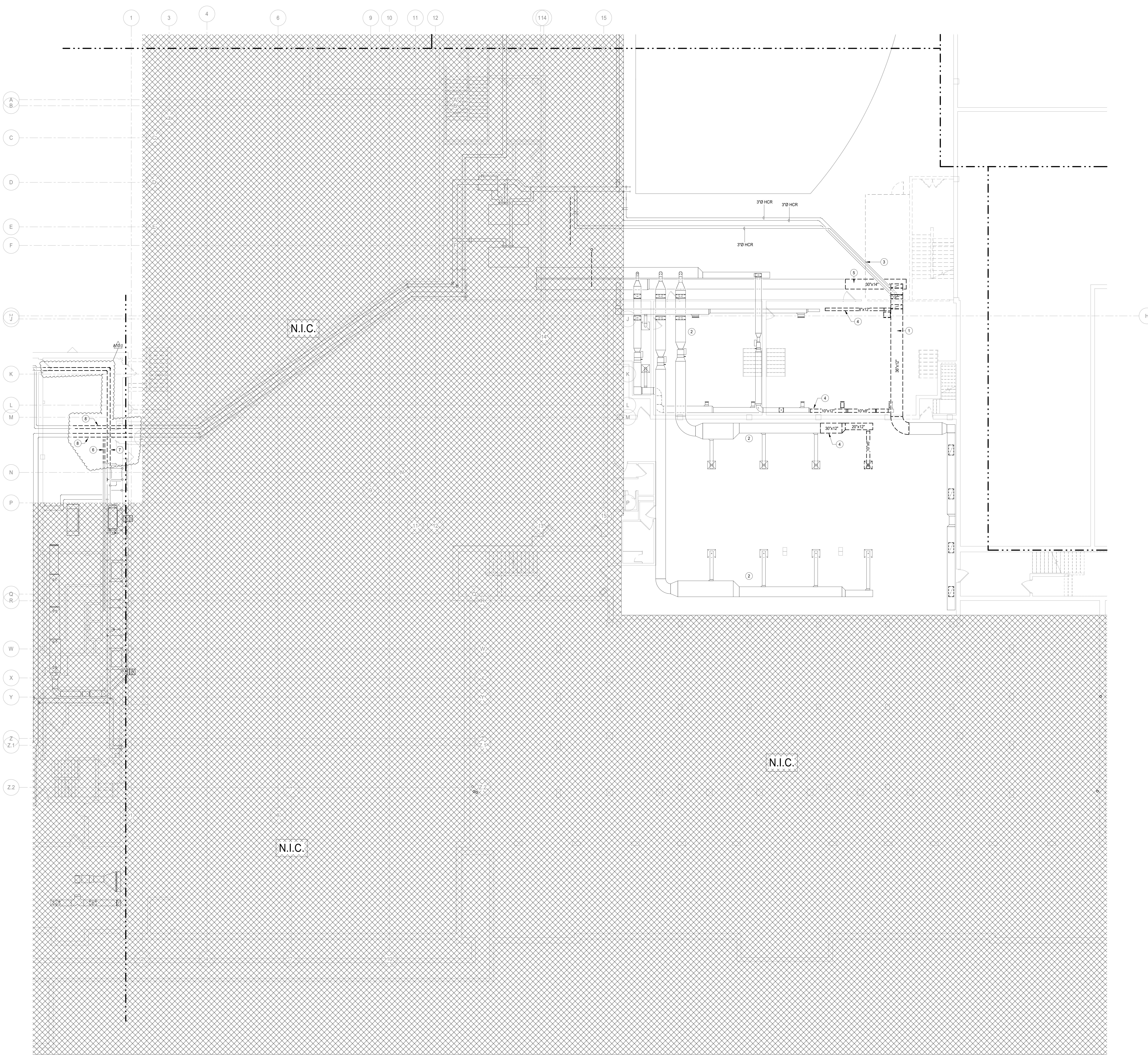
COMMUNITY HIGH SCHOOL
DISTRICT 99

Wight

Wight & Company
wightco.com
2500 North Frontage Road
Darien, IL 60561
P 630.969.7000
F 630.969.7979



- # KEYNOTES
- 1 REMOVE THIS PORTION OF DUCT AS SHOWN AND REINSTALL AS SHOWN ON NEW WORK DRAWING M2.00B.c
 - 2 EXISTING DUCTWORK TO REMAIN
 - 3 EXISTING PIPING AND PIPE RISERS TO REMAIN
 - 4 REMOVE THIS PORTION OF DUCT AND DIFFUSERS AS SHOWN AND REINSTALL AS SHOWN ON NEW WORK DRAWING M2.00B.c
 - 5 DEMOLISH DUCT AS SHOWN
 - 6 DEMOLISH PART OF PIPING AS SHOWN UP TO THE POINT OF LAST TAKE OFF FROM THE PIPES
 - 7 DEMOLISH PORTION OF PIPING AS SHOWN FROM THE POINT OF LAST TAKE OFF UP TO THE POINT IT ENTERS THE TUNNEL AS SHOWN
 - 8 DEMOLISH PORTION OF DTVSR AND HWSR PIPING IN ORDER TO FACILITATE LOWERING OF 1ST FLOOR SLAB



**NOT FOR
CONSTRUCTION**

A10.1	BID GROUP 10-ADDENDUM #1	12.30.2019
	ISSUED FOR BID - BID GROUP 10	11.19.2019
	ISSUED FOR 90% CD - PHASE C	11.01.2019
	ISSUED FOR 75% CD - PHASE C	10.14.2019
	ISSUED FOR 50% CD - PHASE C	10.02.2019
	ISSUED FOR 25% CD - PHASE C	08.30.2019
	ISSUED FOR 100% DD - PHASE C	07.12.2019
REV	ISSUE	DATE

**MFP
IMPLEMENTATION -
NORTH**

4436 MAIN STREET
DOWNERS GROVE, IL 60515

**LOWER LEVEL
MECHANICAL
DEMOLITION PLAN AREA
B**

Project Number:
5274-42
Drawn By:
Author:
Sheet:

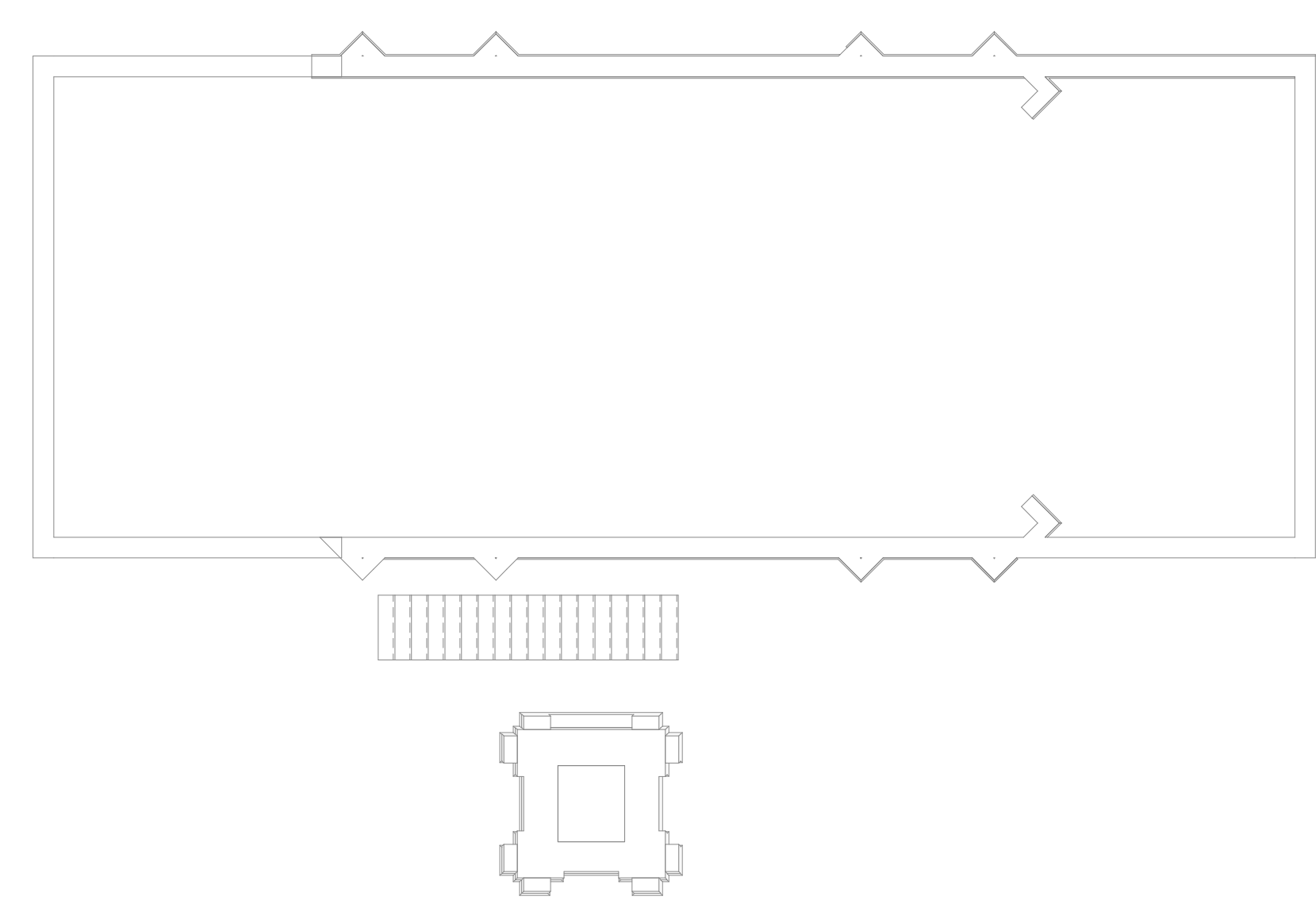
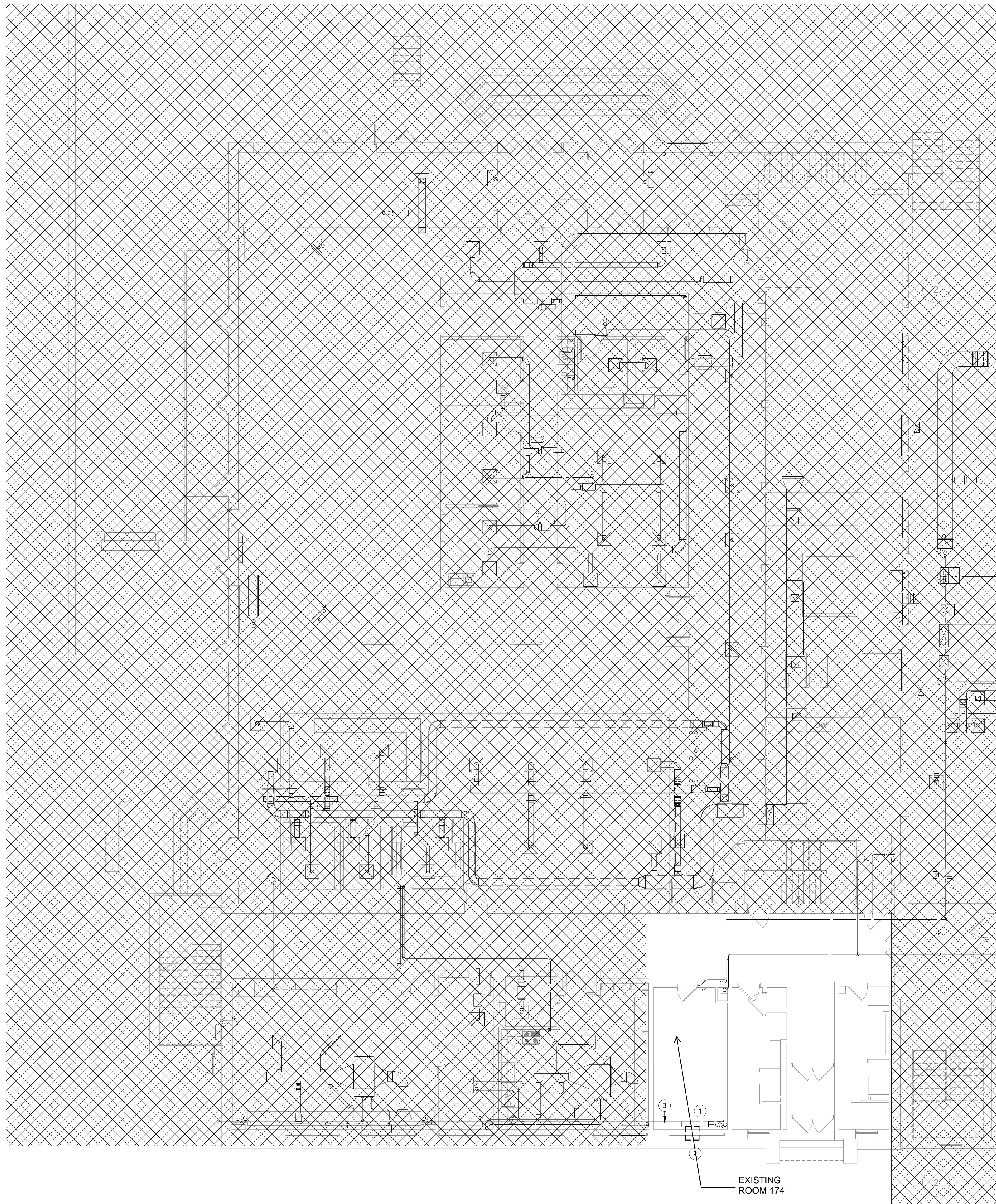
MD2.00B.c

12/30/2019 8:46:04 AM
C:\Users\jacob\Documents\105274-42_DDN_MFP-P2_2019_Central_mpe\SCB04.vrt
Wight & Co. © Copyright 2019 All rights reserved. No part of these documents may be reproduced, stored, or transmitted in any form or by any means, electronic, mechanical, photocopying, recording or otherwise, without the prior written consent of Wight & Co.

LOWER LEVEL MECHANICAL DEMOLITION PLAN AREA B

12/30/2019 4:48:08 AM
C:\Users\jacob\Documents\10-5274-42_DCN_MEP-FP_2019_Central_mep\SCB64.vt
Wight & Co. © Copyright 2019 All rights reserved. No part of these documents may be reproduced, stored, or transmitted in any form or by any means, electronic, mechanical, photocopying, recording, or otherwise, without the prior written consent of Wight & Co.

#	KEYNOTES
1	DEMOLISH EXISTING FAN COIL UNIT. DEMOLISH BRANCH HCSR PIPING SERVING THE FAN COIL UNIT AND CAP AT MAINS.
2	DEMOLISH EXISTING WINDOW AC SERVING THIS ROOM. INFILL SPACE IN WINDOW CREATED DUE TO DEMOLITION OF WINDOW AC. BY INSTALLING A NEW WINDOW PANEL. REFER TO ARCHITECTURAL DRAWINGS FOR MORE DETAILS.
3	CONDENSATE PIPING IN THE CEILING TO REMAIN.



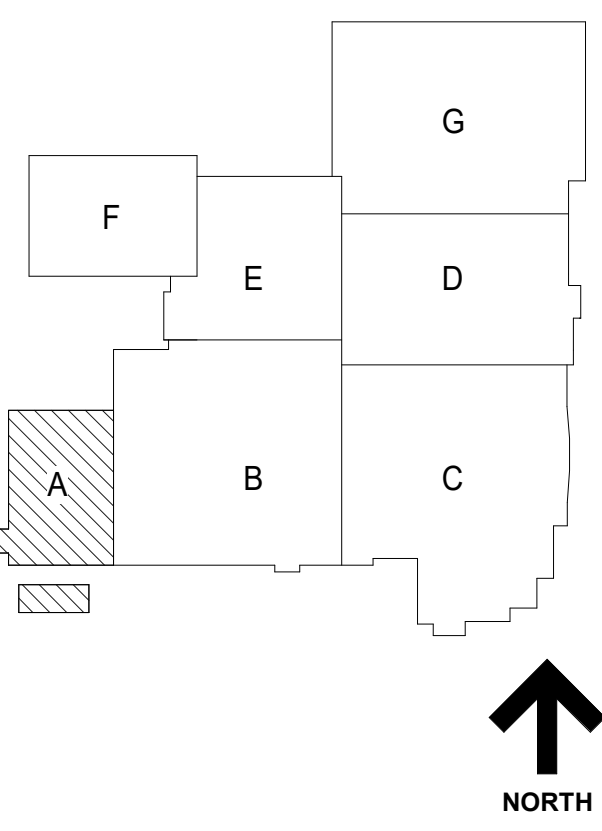
1 LEVEL 1 MECHANICAL DEMOLITION PLAN AREA B
SCALE: 1/8" = 1'-0"



COMMUNITY HIGH SCHOOL
DISTRICT 99



Wight & Company
wightco.com
2500 North Frontage Road
Darien, IL 60561
P 630.969.7000
F 630.969.7979



**NOT FOR
CONSTRUCTION**

REV	ISSUE	DATE
A10.1	BID GROUP 10-ADDENDUM #1	12.30.2019

**MFP
IMPLEMENTATION -
NORTH**

4436 MAIN STREET
DOWNERS GROVE, IL 60515

**LEVEL 1 MECHANICAL
DEMOLITION PLAN AREA
A**

Project Number:
5274-42
Drawn By:
Author:
Sheet:

MD2.01A.c

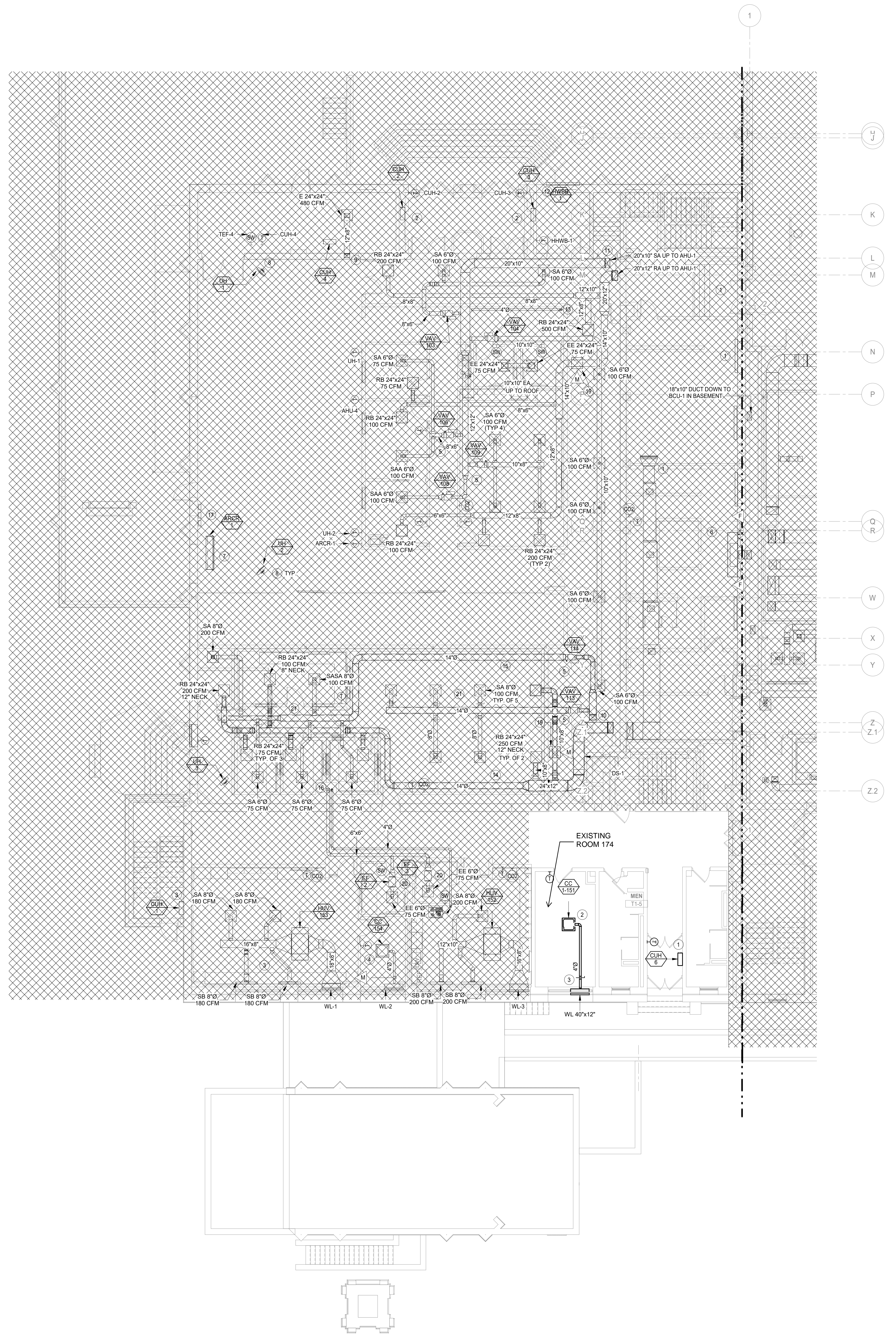
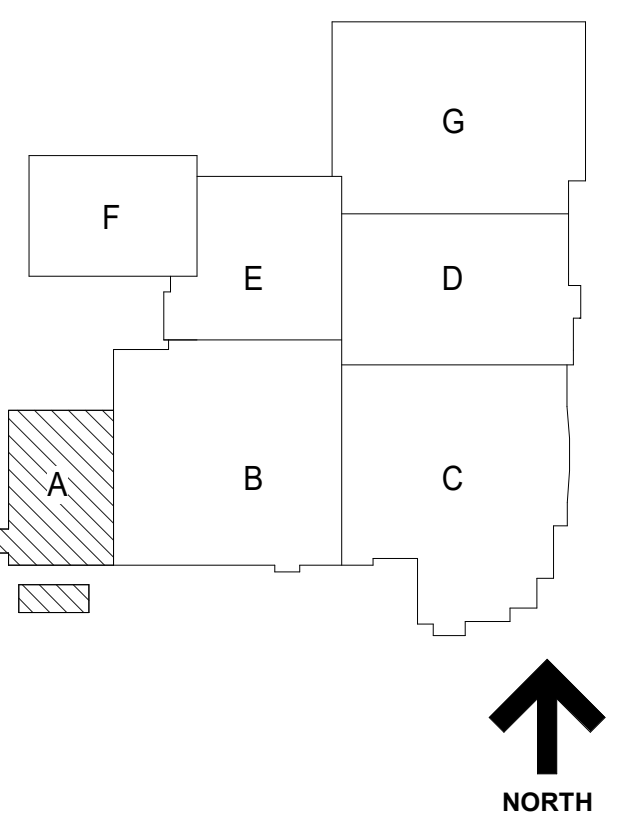
#	KEYNOTES
1	PROVIDE NEW FLOOR MOUNTED CABINET UNIT HEATER TO SERVE THE VESTIBULE
2	PROVIDE NEW CEILING MOUNTED CASSETTE UNIT
3	PROVIDE NEW OUTSIDE AIR DAMPER WITH MANUAL DAMPER



COMMUNITY HIGH SCHOOL
DISTRICT 99



Wight & Company
wightco.com
2500 North Frontage Road
Darien, IL 60561
P 630.969.7000
F 630.969.7979



1 LEVEL 1 MECHANICAL DUCT PLAN AREA A
SCALE: 1/8" = 1'-0"

**NOT FOR
CONSTRUCTION**

A10.1 BID GROUP 10-ADDENDUM #1 12.30.2019
REV ISSUE DATE

**MFP
IMPLEMENTATION -
NORTH**

4436 MAIN STREET
DOWNERS GROVE, IL 60515

**HVAC- LEVEL 1 AREA
A-PHASE C**

Project Number:
5274-42
Drawn By:
Author:
Sheet:
M2.01A.c

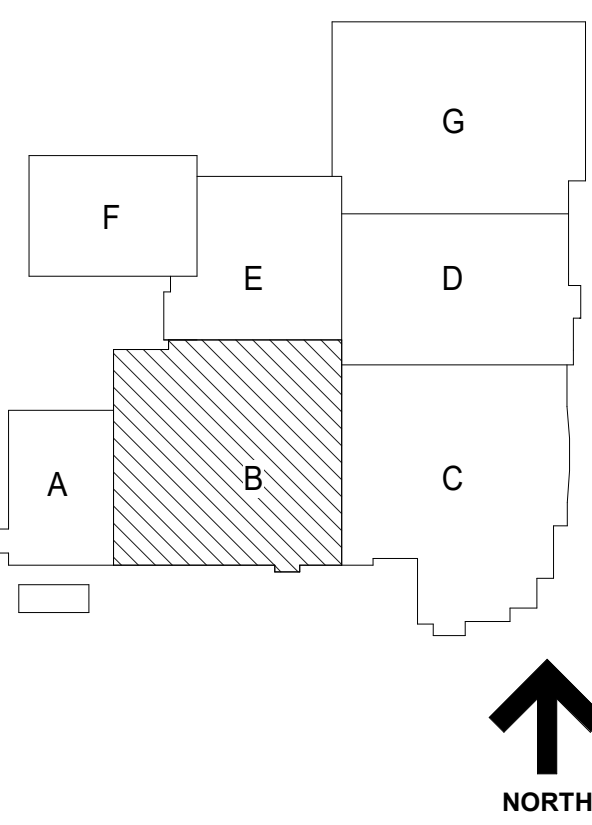
12/30/2019 8:47:06 AM
C:\Users\jgallagher\Documents\10274-42_DCN_MFP_P2_2019_Central_jgallagher\SCB64.v1
Wight & Co. © Copyright 2019 All rights reserved. No part of these documents may be reproduced, stored, or transmitted in any form or by any means, electronic, mechanical, photocopying, recording, or otherwise, without the prior written consent of Wight & Co.



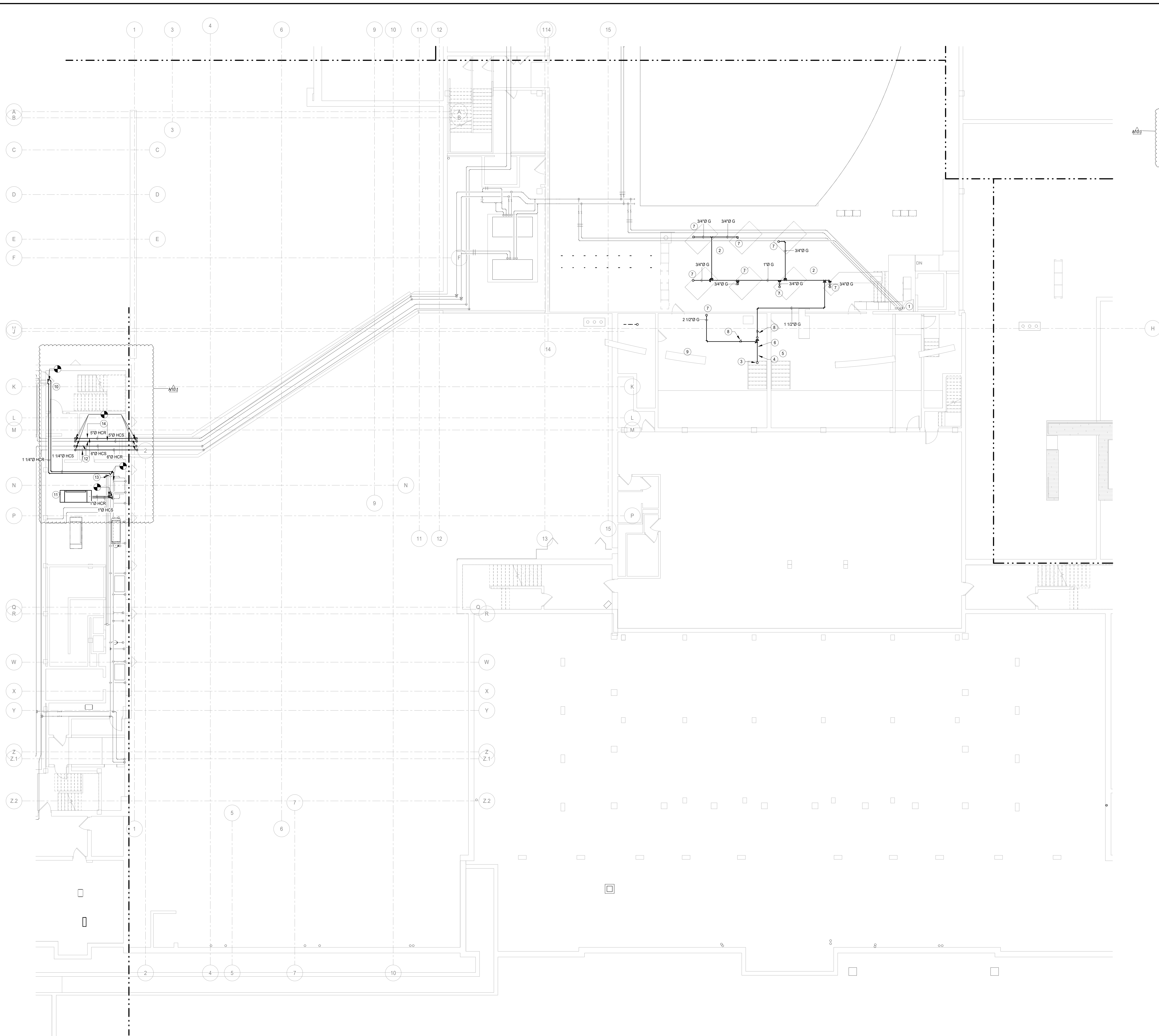
COMMUNITY HIGH SCHOOL
DISTRICT 99

Wight

Wight & Company
wightco.com
2500 North Frontage Road
Darien, IL 60561
P 630.969.7000
F 630.969.7979



- KEYNOTES**
- EXISTING PIPING AND RISERS TO REMAIN.
 - NEW GAS PIPING TO SERVE THE CULINARY ARTS CLASSROOM AND DEMO KITCHEN ABOVE.
 - GAS PIPING FROM FLOOR ABOVE.
 - PROVIDE PRESSURE REGULATING VALVE FOR THE BURNERS. REGULATE PRESSURE AS PER MANUFACTURER'S REQUIREMENTS. VENT PRESSURE REGULATING VALVE TO THE OUTSIDE.
 - ALL VENTS FROM NATURAL GAS REGULATORS TO BE TERMINATED AT ROOF AND LOCATED AT A MINIMUM OF 10' FROM ALL OUTSIDE AIR INTAKES.
 - GAS SOLENOID VALVES SHALL BE MANUF. BY ASCO 173A18 FEATURING A MOMENTARY PUSH BUTTON. GAS SOLENOID VALVES SHALL BE INTERLOCKED WITH THE GAS SHUT OFF SWITCH.
 - GAS PIPING TO STOVE ABOVE. PROVIDE A SHUT OFF VALVE PRIOR TO CONNECTION.
 - PROVIDE SHUT OFF VALVE AT EACH BRANCH.
 - CEILING TILES IN THIS CLASSROOM WILL HAVE TO BE REMOVED AND REPLACED AS NECESSARY TO COMPLETE THE WORK SHOWN.
 - ROUTE NEW HWSR PIPING AS SHOWN AND RECONNECT TO EXISTING PIPING IN THE TUNNEL TO SERVE THE FIRST FLOOR VESTIBULE CUB AND HWB.
 - RELOCATE UNIT VENTILATOR TO THIS LOCATION. PROVIDE NEW 1" HCSR PIPING CONNECTION TO EXISTING PIPING.
 - ROUTE NEW PIPES AS SHOWN AT A LOWER ELEVATION AND RECONNECT TO EXISTING PIPING IN ORDER TO ACCOMMODATE FOR LOWERED 1ST FLOOR SLAB.
 - CAP PIPING AS SHOWN.
 - CONFIRM THAT EXISTING PIPING IS 5" BEFORE PROVIDING NEW CONNECTIONS.



1 LOWER LEVEL MECHANICAL PIPE PLAN AREA B
SCALE: 1/8" = 1'-0"

**NOT FOR
CONSTRUCTION**

REV	DATE
A10.1	12.30.2019
BID GROUP 10-ADDENDUM #1	11.19.2019
ISSUED FOR BID - BID GROUP 10	11.01.2019
ISSUED FOR 90% CD - PHASE C	10.14.2019
ISSUED FOR 75% CD - PHASE C	10.02.2019
ISSUED FOR 50% CD - PHASE C	08.30.2019
ISSUED FOR 25% CD - PHASE C	07.12.2019
ISSUED FOR 100% CD - PHASE C	ISSUE DATE

**MFP
IMPLEMENTATION -
NORTH**

4436 MAIN STREET
DOWNERS GROVE, IL 60515

**LOWER LEVEL
MECHANICAL PIPE PLAN
AREA B**

Project Number:
5274-42
Drawn By:
Author
Sheet

M3.00B.c

12/30/2019 8:47:57 AM
C:\Users\jg\Documents\10274-42_DGN_MFP-10_2019_Central_mfp\SCB04.rvt
Wight & Co. © Copyright 2019 All rights reserved. No part of these documents may be reproduced, stored, or transmitted in any form or by any means, electronic, mechanical, photocopying, recording or otherwise, without the prior written consent of Wight & Co.

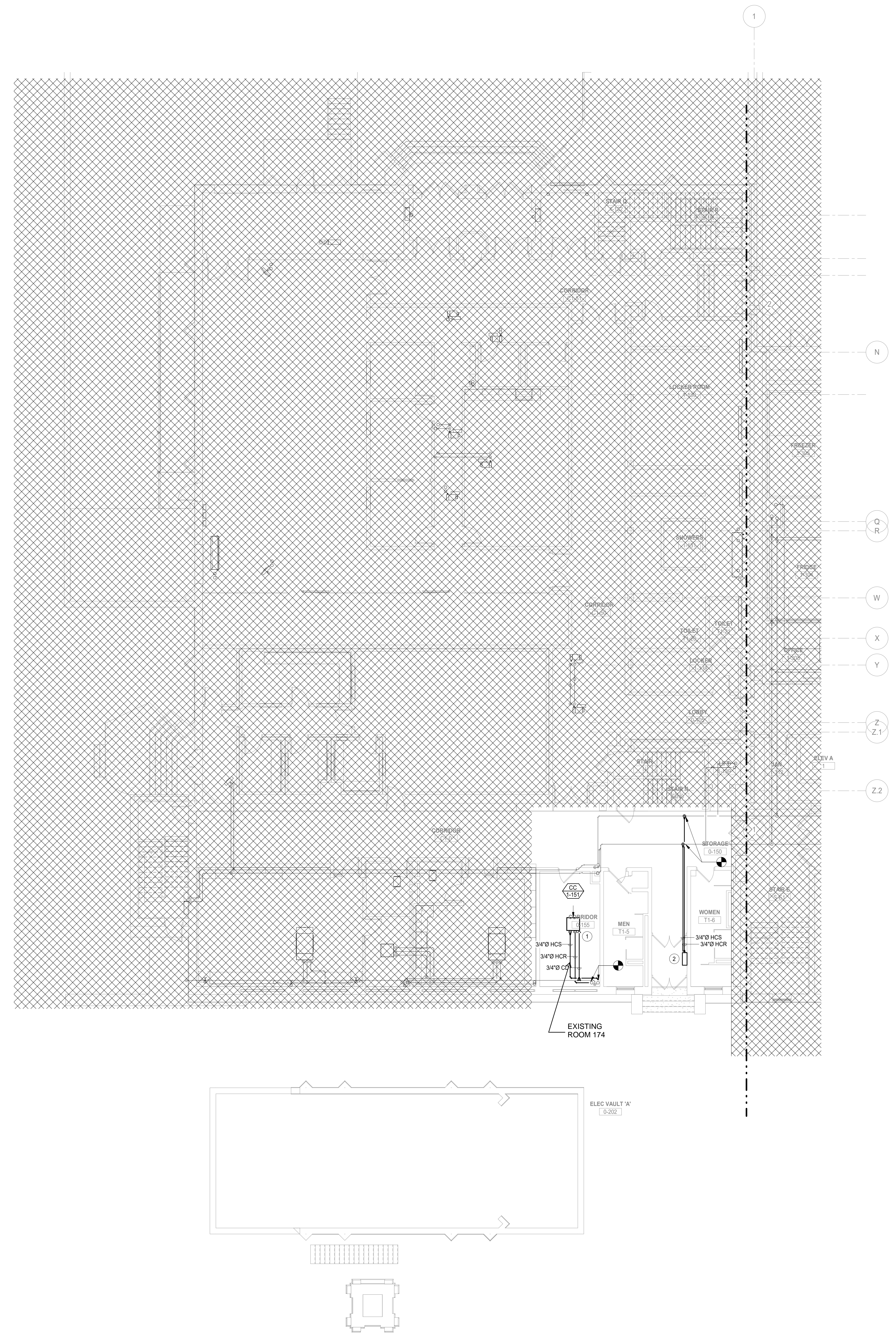
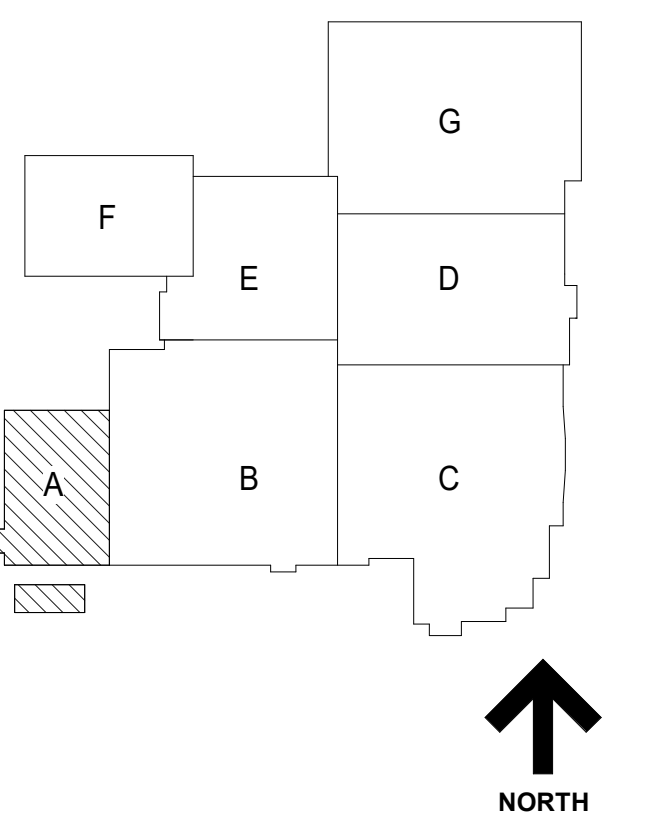
#	KEYNOTES
1	PROVIDE NEW DUAL TEMPERATURE PIPING TO CEILING MOUNTED CASSETTE UNITS. CONNECT TO EXISTING RISERS. CONNECT CONDENSATE DRAIN TO EXISTING CONDENSATE DRAIN AS SHOWN.
2	CONNECT NEW HWSR PIPING TO EXISTING PIPING.



COMMUNITY HIGH SCHOOL
DISTRICT 99



Wight & Company
wightco.com
2500 North Frontage Road
Darien, IL 60561
P 630.969.7000
F 630.969.7979



LEVEL 1 MECHANICAL PIPE PLAN AREA B

**NOT FOR
CONSTRUCTION**

A10.1 BID GROUP 10-ADDENDUM #1 12.30.2019
REV ISSUE DATE

**MFP
IMPLEMENTATION -
NORTH**

4436 MAIN STREET
DOWNERS GROVE, IL 60515

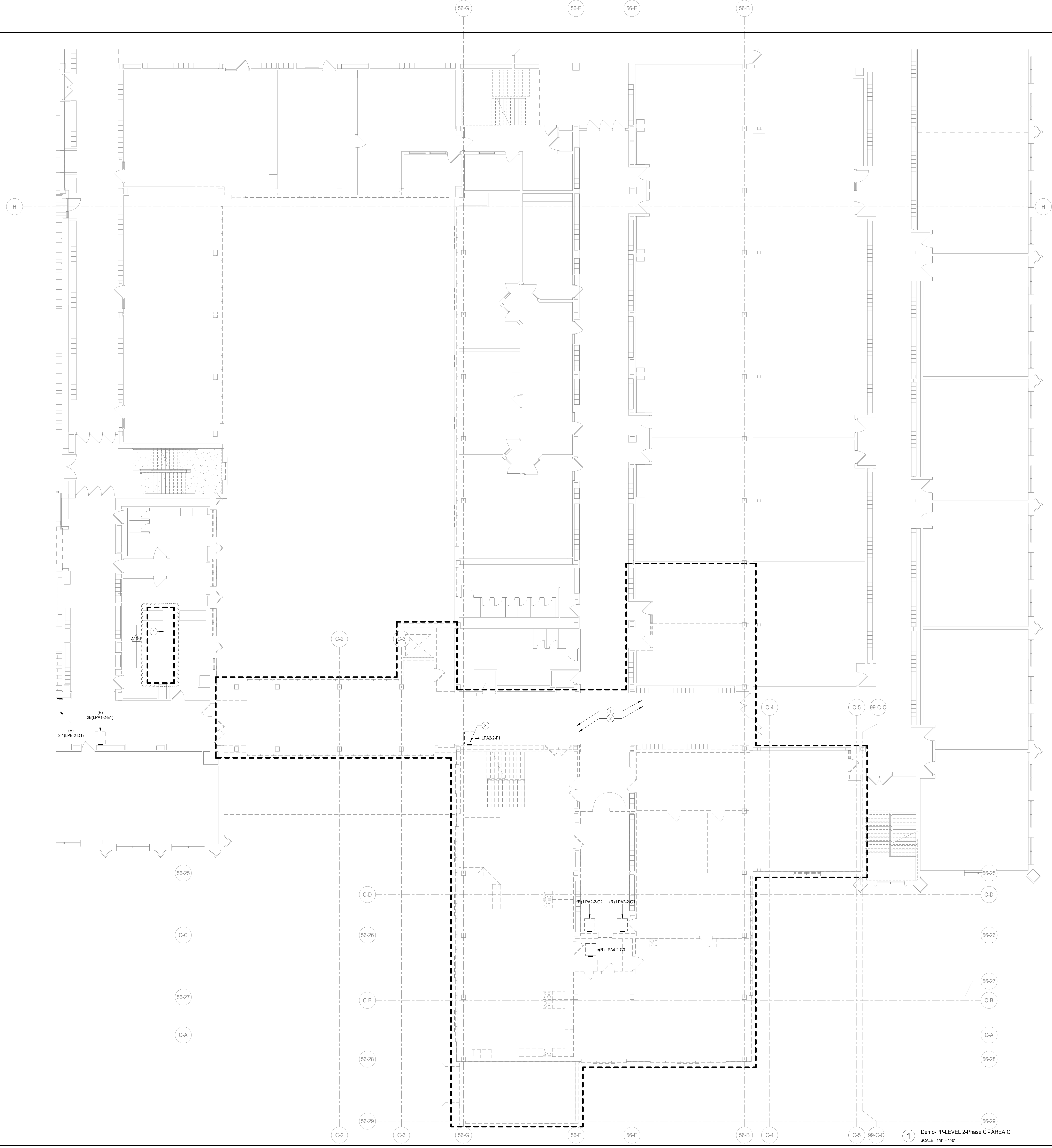
**PIPING-LEVEL 1 AREA A-
PHASE C**

Project Number:
5274-42
Drawn By:
Author:
Sheet:

M3.01A.c

12/30/2019 8:47:59 AM
C:\Users\jgallagher\Documents\10274-42_DCN_MFP-IP_2019_Central_ups\20190604.rvt
Wight & Co. © Copyright 2019. All rights reserved. No part of these documents may be reproduced, stored, or transmitted in any form or by any means, electronic, mechanical, photocopying, recording, or otherwise, without the prior written consent of Wight & Co.

10/20/2019 10:08:42 AM
 C:\Users\jshah\Documents\10-0274-42_DOC\MEP-F2_2019_Central_jshah@wightco.com.rvt
 Wight & Co. © Copyright 2019. All rights reserved. No part of these documents may be reproduced, stored, or transmitted in any form or by any means, electronic, mechanical, photocopying, recording or otherwise, without the prior written consent of Wight & Co.



GENERAL NOTES-DEMOLITION PLANS

- THESE NOTES ARE APPLICABLE TO ALL DEMOLITION PLANS.
- SEE ARCHITECTURAL DRAWINGS AND SPECIFICATIONS FOR PHASES OF DEMOLITION AND CONSTRUCTION. COORDINATE WITH GENERAL CONSTRUCTION.
- ALL INDICATED ELECTRICAL EQUIPMENT, FIXTURES, DEVICES AND RELATED CONDUIT AND WIRING TO BE REMOVED UNLESS NOTED OTHERWISE.
- DEMOLITION OF THE ELECTRICAL SYSTEM AS NOTED ON THE DEMOLITION DRAWINGS SHALL BE COORDINATED WITH THE RENOVATION REQUIREMENTS TO DETERMINE THIS CONTRACTOR'S WORK.
- IT IS THE INTENT OF THE ELECTRICAL DEMOLITION DRAWINGS TO INDICATE AREAS IN WHICH ELECTRICAL EQUIPMENT, CONDUIT, LIGHTING FIXTURES, DEVICES, ETC. NEED TO BE REMOVED, RELOCATED, OR MODIFIED BY THIS CONTRACTOR TO ALLOW FOR THE RENOVATION PHASE OF CONSTRUCTION. THE ELECTRICAL DEMOLITION PLAN IS FOR REFERENCE PURPOSES ONLY AND IT IS NOT INTENDED TO BE THE SOLE SOURCE OF EXISTING CONDITIONS.
- THIS CONTRACTOR SHALL VISIT THE BUILDING, BEFORE SUBMITTING HIS BID, TO VERIFY THE EXISTING CONDITIONS WHICH WILL AFFECT HIS WORK.
- THIS CONTRACTOR SHALL BE RESPONSIBLE FOR THE COMPLETE ELECTRICAL DEMOLITION REQUIRED TO ACCOMMODATE THE RENOVATION. REMOVE AS REQUIRED ALL LIGHTING FIXTURES, RECEPTACLES, EQUIPMENT, DEVICES, ETC. PULL OUT ALL UNUSED CONDUCTORS AND CABLES AND REMOVE ALL ABANDONED CONDUIT. ELECTRICALLY DISCONNECT AIR HANDLED UNITS, ELECTRIC WATER HEATERS, AND OTHER SUCH EQUIPMENT FOR REMOVAL BY OTHERS.
- REFER TO MECHANICAL AND PLUMBING DEMOLITION DRAWINGS FOR ALL MECHANICAL EQUIPMENT THAT IS TO BE ELECTRICALLY DISCONNECTED OR REMOVED.
- WHERE EXISTING CEILING IS TO BE REPLACED IN AREAS, EXISTING LIGHTING TO BE REMOVED. OTHER CEILING MOUNTED ELECTRICAL DEVICES TO BE REMOVED AND REINSTALLED IN NEW CEILING WHERE AFFECTED BY NEW WORK.
- DISCONNECT AND REMOVE ALL ELECTRICAL DEVICES IN WALLS TO BE DEMOLISHED. WALLS TO BE DEMOLISHED ARE SHOWN DASHED. DISCONNECT AND REMOVE ASSOCIATED CONDUIT AND WIRE BACK TO LAST REMAINING DEVICE. FURNISH AND INSTALL CONDUIT AND WIRE AS NECESSARY FOR CONTINUITY OF CIRCUITS TO ANY EXISTING DEVICES TO REMAIN. COORDINATE AND VERIFY REQUIREMENTS WITH NEW WORK IN AREA.
- FURNISH AND INSTALL CONDUIT AND/OR COMMUNICATIONS DATA WIRING AS NECESSARY FOR CONTINUITY OF ANY WIRING ORIGINATING OUTSIDE THE DEMOLITION AREA THAT SERVES ANY COMMUNICATIONS DATA EQUIPMENT OR DEVICES TO REMAIN AFTER DEMOLITION. MODIFY OR REPLACE AS REQUIRED.
- DISCONNECT AND REMOVE LIGHT SWITCHES IN DEMOLITION AREAS AS NECESSARY TO ACCOMMODATE NEW DOOR CONFIGURATIONS.
- DISCONNECT AND REMOVE ANY EXISTING ELECTRICAL DEVICES AND BACK BOXES AS NECESSARY WHERE NEW WALL CONSTRUCTION WILL INTERSECT AN EXISTING WALL.
- FURNISH AND INSTALL CONDUITS AND WIRES AS REQUIRED FOR CONTINUITY OF CIRCUITS(S).
- FURNISH AND INSTALL BLANK COVER PLATES OVER ALL EXISTING UNUSED OPENINGS.
- THE OWNER SHALL HAVE FULL SALVAGE RIGHTS OVER ANY ELECTRICAL DEVICES THAT ARE SCHEDULED TO BE DEMOLISHED. COORDINATE WITH OWNER REPRESENTATIVE. SELECTIVE SALVAGEABLE MATERIALS (SUCH AS GENERATOR, HEADINGS, ETC.) SHALL BE TURNED OVER TO OWNER, DISPOSABLE AND AMONG OTHER GARBAGE MATERIALS SHALL BE REMOVED FROM SITE.
- ALL EXISTING SECURITY EQUIPMENT SHOWN TO BE REMOVED SHALL BE REMOVED, PROTECTED FROM DAMAGE, AND TURNED OVER TO THE OWNER.
- DEMOLITION CONSTRUCTION DOCUMENTS INDICATE THE OVERALL AREAS OF DEMOLITION WORK. HOWEVER, INCIDENTAL ASSOCIATED WORK MAY NOT BE SHOWN BUT MAY BE REQUIRED TO COMPLETE NEW WORK. CONTRACTOR IS TO INCLUDE ALL DEMOLITION WORK NECESSARY TO INSTALL THE SCOPE OF THE NEW WORK.

KEYNOTES

- ALL ELECTRICAL FIXTURES AND DEVICES WIRINGS AND CONDUITS AFFECTED BY DEMOLITION SHALL BE REMOVED.
- ALL EXISTING LIGHT FIXTURES AND ASSOCIATED WIRINGS, CONDUITS AND JUNCTION BOXES AFFECTED BY DEMOLITION SHALL BE REMOVED. EXISTING LIGHTING CIRCUITS IN THIS AREA SHALL BE REUTILIZED TO POWER NEW LIGHT FIXTURES.
- DISCONNECT AND REMOVE EXISTING PANEL LP2-2-F1. EXISTING FEEDS AND BRANCHED CIRCUITS TO REMAIN AND TO BE RECONNECTED TO THE NEW PANEL IN THE SAME LOCATION ALONG WITH THE CONTRACTOR PER NEW PLANS.
- EXISTING COPPER MACHINE IS GETTING RELOCATED TO THE NORTH WALL. INTERCEPT AND EXTEND EXISTING POWER CONNECTION ALONG WITH CABLES AND CONDUITS TO THE NEW LOCATION. PER NEW PLANS.

DEMOLITION SHEET NOTE:

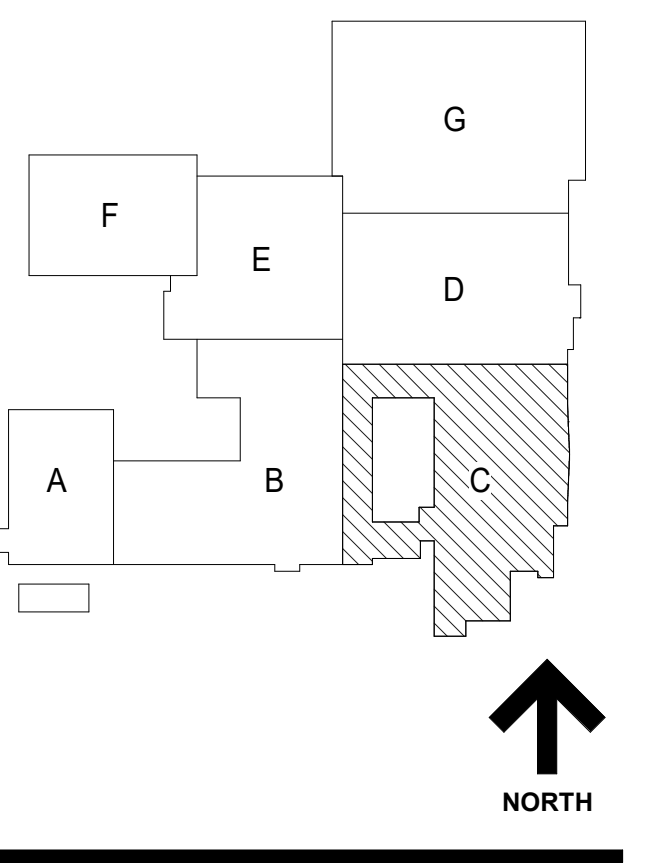
REFER TO ARCHITECTURAL DEMOLITION PLANS FOR EXACT EXTENTS OF DEMOLITION FOR THIS PHASE. ANY AREAS AFFECTING ELECTRICAL SCOPE OF DEMOLITION WORK NEED TO BE INCLUDED IN THIS PHASE. COORDINATE DEMO WITH OTHER TRADES AND OWNER PRIOR TO START. THIS IS FOR ALL THE DEMOLITION WORK INCLUDING POWER AND LIGHTING FOR THIS PROJECT.

DEMOLITION LEGEND	
(E)	EXISTING TO REMAIN
(R)	EXISTING TO BE REMOVED
(RE)	EXISTING TO BE RELOCATED

1 Demo-PP-LEVEL 2-Phase C - AREA C
 SCALE: 1/8" = 1'-0"


DISTRICT 99
COMMUNITY HIGH SCHOOL
DISTRICT 99

 Wight & Company
 wightco.com
 2500 North Frontage Road
 Darien, IL 60561
 P 630.969.7000
 F 630.969.7979

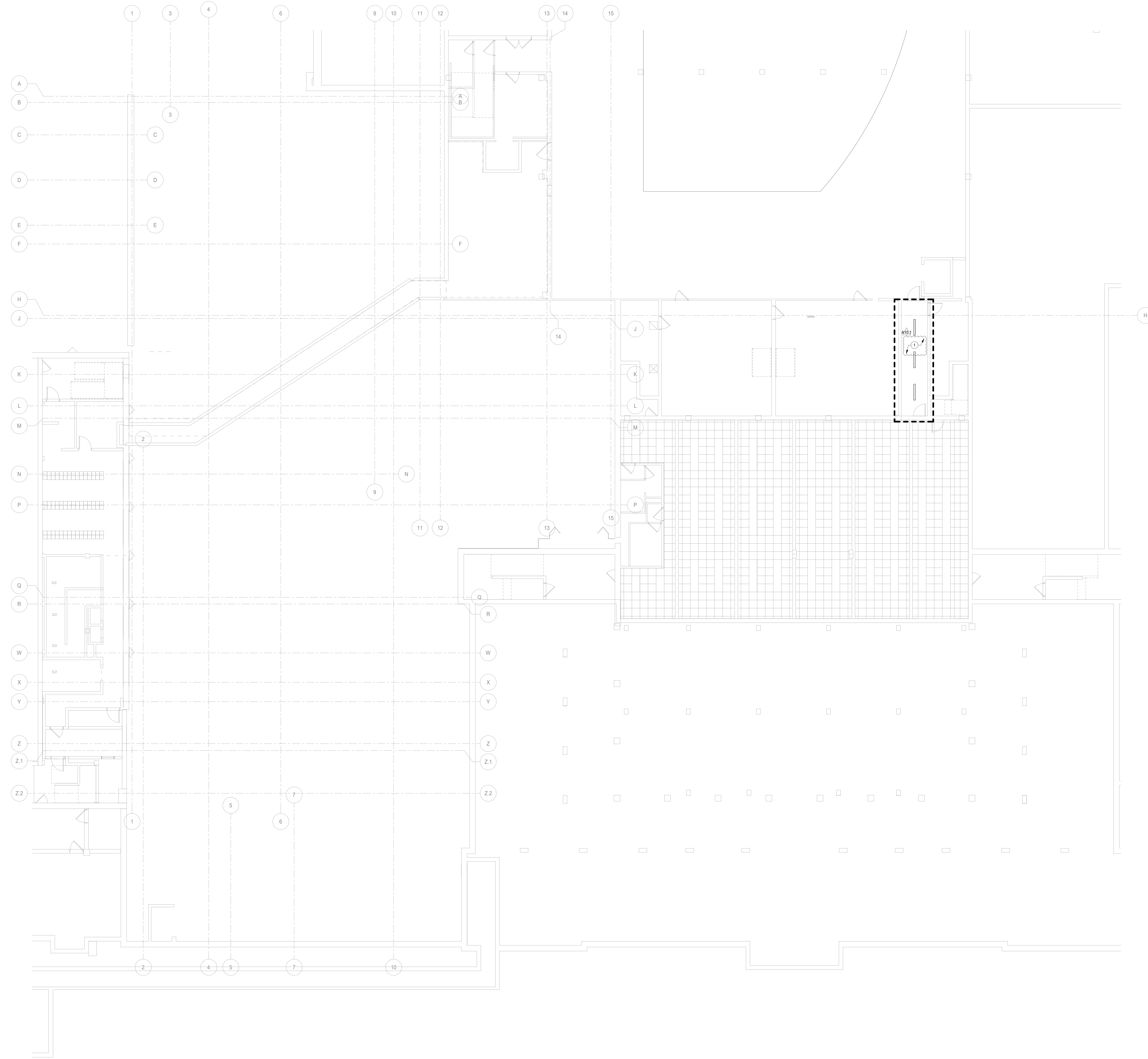


NOT FOR CONSTRUCTION

A10.1	BID GROUP 10-ADDENDUM #1	12.30.2019
	ISSUED FOR BID - BID GROUP 10	11.19.2019
	ISSUED FOR 90% CD - PHASE C	11.01.2019
	ISSUED FOR 75% CD - PHASE C	10.14.2019
	ISSUED FOR 50% CD - PHASE C	10.02.2019
	ISSUED FOR 25% CD - PHASE C	08.30.2019
REV	ISSUE	DATE

MFP IMPLEMENTATION - NORTH
 4436 MAIN STREET
 DOWNERS GROVE, IL 60515
LEVEL 2 ELECTRICAL DEMOLITION PLAN AREA C (PHASE C)
 Project Number: 5274-42
 Drawn By:
 Author:
 Sheet:
ED2.02C.c

10/20/2019 10:08:42 AM
 C:\Users\jshah\Documents\10-0274-42_DOW_LP-LOWER LEVEL-Phase C - AREA B.dwg
 Wight & Co. © Copyright 2019. All rights reserved. No part of these documents may be reproduced, stored, or transmitted in any form or by any means, electronic, mechanical, photocopying, recording or otherwise, without the prior written consent of Wight & Co.



GENERAL NOTES-DEMOLITION PLANS

1. THESE NOTES ARE APPLICABLE TO ALL DEMOLITION PLANS.
2. SEE ARCHITECTURAL DRAWINGS AND SPECIFICATIONS FOR PHASES OF DEMOLITION AND CONSTRUCTION. COORDINATE WITH GENERAL CONSTRUCTION.
3. ALL INDICATED ELECTRICAL EQUIPMENT, FIXTURES, DEVICES AND RELATED CONDUIT AND WIRING TO BE REMOVED UNLESS NOTED OTHERWISE.
4. DEMOLITION OF THE ELECTRICAL SYSTEM AS NOTED ON THE DEMOLITION DRAWINGS SHALL BE COORDINATED WITH THE RENOVATION REQUIREMENTS TO DETERMINE THIS CONTRACTOR'S WORK.
5. IT IS THE INTENT OF THE ELECTRICAL DEMOLITION DRAWINGS TO INDICATE AREAS IN WHICH ELECTRICAL EQUIPMENT, CONDUIT, LIGHTING FIXTURES, DEVICES, ETC. NEED TO BE REMOVED, RELOCATED, OR MODIFIED BY THIS CONTRACTOR TO ALLOW FOR THE RENOVATION PHASE OF CONSTRUCTION. THE ELECTRICAL DEMOLITION PLAN IS FOR REFERENCE PURPOSES ONLY AND IT IS NOT INTENDED TO BE THE SINGLE SOURCE OF EXISTING CONDITIONS.
6. THIS CONTRACTOR SHALL VISIT THE BUILDING, BEFORE SUBMITTING HIS BID, TO VERIFY THE EXISTING CONDITIONS WHICH WILL AFFECT HIS WORK.
7. THIS CONTRACTOR SHALL BE RESPONSIBLE FOR THE COMPLETE ELECTRICAL DEMOLITION REQUIRED TO ACCOMMODATE THE RENOVATION. REMOVE AS REQUIRED ALL LIGHTING FIXTURES, RECEPTACLES, EQUIPMENT, DEVICES, ETC. PULL OUT ALL UNUSED CONDUCTORS AND CABLES AND REMOVE ALL ABANDONED CONDUIT. ELECTRICALLY DISCONNECT AIR HANDLING UNITS, ELECTRIC WATER HEATERS, AND OTHER SUCH EQUIPMENT FOR REMOVAL BY OTHERS.
8. REFER TO MECHANICAL AND PLUMBING DEMOLITION DRAWINGS FOR ALL MECHANICAL EQUIPMENT THAT IS TO BE ELECTRICALLY DISCONNECTED OR REMOVED.
9. WHERE EXISTING CEILING IS TO BE REPLACED IN AREAS, EXISTING LIGHTING TO BE REMOVED. OTHER CEILING MOUNTED ELECTRICAL DEVICES TO BE REMOVED AND REINSTALLED IN NEW CEILING WHERE AFFECTED BY NEW WORK.
10. DISCONNECT AND REMOVE ALL ELECTRICAL DEVICES IN WALLS TO BE DEMOLISHED. WALLS TO BE DEMOLISHED ARE SHOWN DASHED. DISCONNECT AND REMOVE ASSOCIATED CONDUIT AND WIRE BACK TO LAST REMAINING DEVICE. FURNISH AND INSTALL CONDUIT AND WIRE AS NECESSARY FOR CONTINUITY OF CIRCUITS TO ANY EXISTING DEVICES TO REMAIN. COORDINATE AND VERIFY REQUIREMENTS WITH NEW WORK IN AREA.
11. FURNISH AND INSTALL CONDUIT AND/OR COMMUNICATIONS DATA WIRING AS NECESSARY FOR CONTINUITY OF ANY WIRING ORIGINATING OUTSIDE THE DEMOLITION AREA THAT SERVES ANY COMMUNICATIONS DATA EQUIPMENT OR DEVICES TO REMAIN AFTER DEMOLITION. MODIFY OR REPLACE AS REQUIRED.
12. DISCONNECT AND REMOVE LIGHT SWITCHES IN DEMOLITION AREAS AS NECESSARY TO ACCOMMODATE NEW DOOR CONFIGURATIONS.
13. DISCONNECT AND REMOVE ANY EXISTING ELECTRICAL DEVICES AND BACK BOXES AS NECESSARY WHERE NEW WALL CONSTRUCTION WILL INTERSECT AN EXISTING WALL.
14. FURNISH AND INSTALL CONDUITS AND WIRES AS REQUIRED FOR CONTINUITY OF CIRCUITS.
15. FURNISH AND INSTALL BLANK COVER PLATES OVER ALL EXISTING UNUSED OPENINGS.
16. THE OWNER SHALL HAVE FULL SALVAGE RIGHTS OVER ANY ELECTRICAL DEVICES THAT ARE SCHEDULED TO BE DEMOLISHED. COORDINATE WITH OWNER REPRESENTATIVE. SELECTIVE SALVAGEABLE MATERIALS (SUCH AS GENERATOR, HEADEND EQUIPMENT, LIGHT FIXTURES, ETC.) SHALL BE TURNED OVER TO OWNER, DISPOSABLE AND AMONG OTHER GARBAGE MATERIALS SHALL BE REMOVED FROM SITE.
17. ALL EXISTING SECURITY EQUIPMENT SHOWN TO BE REMOVED SHALL BE REMOVED, PROTECTED FROM DAMAGE, AND TURNED OVER TO THE OWNER.
18. DEMOLITION CONSTRUCTION DOCUMENTS INDICATE THE OVERALL AREAS OF DEMOLITION WORK; HOWEVER, INCIDENTAL ASSOCIATED WORK MAY NOT BE SHOWN BUT MAY BE REQUIRED TO COMPLETE NEW WORK. CONTRACTOR IS TO INCLUDE ALL DEMOLITION WORK NECESSARY TO INSTALL THE SCOPE OF THE NEW WORK.

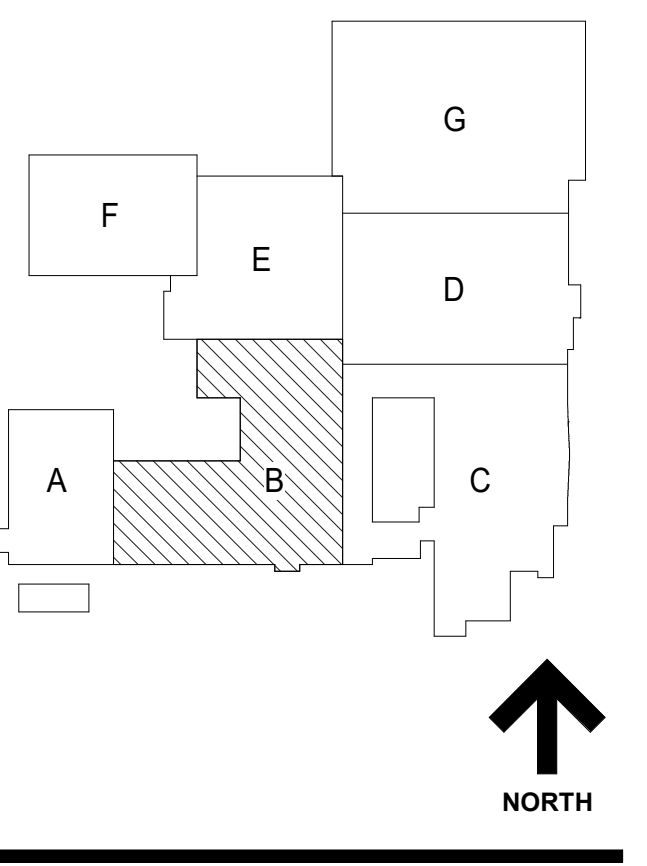
1 DISCONNECT AND REMOVE EXISTING LIGHT FIXTURES AND CONTROLS. EXISTING NORMAL AND EMERGENCY LIGHTING BRANCHED CIRCUITS TO BE REUSED TO POWER NEW LIGHTS PER NEW PLANS. VERIFY IN THE FIELD.

DEMOLITION SHEET NOTE:
 REFER TO ARCHITECTURAL DEMOLITION PLANS FOR EXACT EXTENTS OF DEMOLITION FOR THIS PHASE. ANY AREAS AFFECTING ELECTRICAL SCOPE OF DEMOLITION WORK NEED TO BE INCLUDED IN THIS PHASE. COORDINATE DEMO WITH OTHER TRADES AND OWNER PRIOR TO START. THIS IS FOR ALL THE DEMOLITION WORK INCLUDING POWER AND LIGHTING FOR THIS PROJECT.

DEMOLITION LEGEND	
(E)	EXISTING TO REMAIN
(R)	EXISTING TO BE REMOVED
(RE)	EXISTING TO BE RELOCATED


DISTRICT 99
 COMMUNITY HIGH SCHOOL
 DISTRICT 99

 Wight & Company
 wightco.com
 2500 North Frontage Road
 Darien, IL 60561
 P 630.969.7000
 F 630.969.7979



NOT FOR
 CONSTRUCTION

A10.1	BID GROUP 10-ADDENDUM #1	12.30.2019
	ISSUED FOR BID - BID GROUP 10	11.19.2019
	ISSUED FOR 90% CD - PHASE C	11.01.2019
	ISSUED FOR 75% CD - PHASE C	10.14.2019
	ISSUED FOR 50% CD - PHASE C	10.02.2019
	ISSUED FOR 25% CD - PHASE C	08.30.2019
REV	ISSUE	DATE

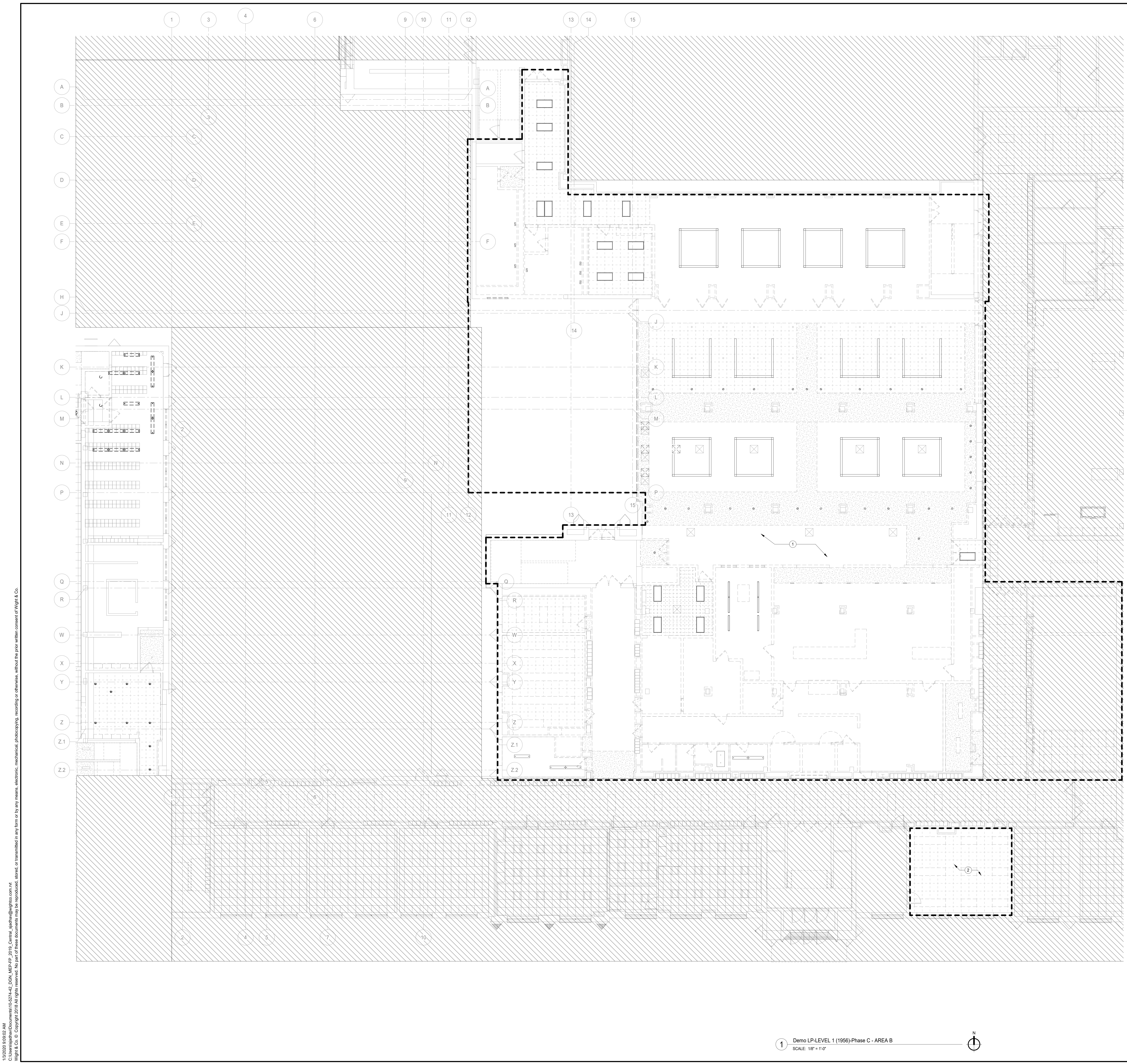
**MFP
 IMPLEMENTATION -
 NORTH**

4436 MAIN STREET
 DOWNERS GROVE, IL 60515

**LOWER LEVEL
 ELECTRICAL DEMOLITION
 LIGHTING PLAN AREA B
 (PHASE C)**

Project Number:
 5274-42
 Drawn By:
 Author
 Sheet:

ED3.00B.c



GENERAL NOTES-DEMOLITION PLANS

1. THESE NOTES ARE APPLICABLE TO ALL DEMOLITION PLANS.
2. SEE ARCHITECTURAL DRAWINGS AND SPECIFICATIONS FOR PHASES OF DEMOLITION AND CONSTRUCTION. COORDINATE WITH GENERAL CONTRACTOR.
3. ALL INDICATED ELECTRICAL EQUIPMENT, FIXTURES, DEVICES AND RELATED CONDUIT AND WIRING TO BE REMOVED UNLESS NOTED OTHERWISE.
4. DEMOLITION OF THE ELECTRICAL SYSTEM AS NOTED ON THE DEMOLITION DRAWINGS SHALL BE COORDINATED WITH THE RENOVATION REQUIREMENTS TO DETERMINE THE CONTRACTOR'S WORK.
5. IT IS THE INTENT OF THE ELECTRICAL DEMOLITION DRAWINGS TO INDICATE AREAS IN WHICH ELECTRICAL EQUIPMENT, CONDUIT, LIGHTING FIXTURES, DEVICES, ETC. NEED TO BE REMOVED, RELOCATED, OR MODIFIED BY THIS CONTRACTOR TO ALLOW FOR THE RENOVATION PHASE OF CONSTRUCTION. THE ELECTRICAL DEMOLITION PLAN IS FOR REFERENCE PURPOSES ONLY AND IT IS NOT INTENDED TO BE THE SOLE SOURCE FOR THE CONTRACTOR'S WORK.
6. THIS CONTRACTOR SHALL VISIT THE BUILDING, BEFORE SUBMITTING HIS BID, TO VERIFY THE EXISTING CONDITIONS WHICH WILL AFFECT HIS WORK.
7. THIS CONTRACTOR SHALL BE RESPONSIBLE FOR THE COMPLETE ELECTRICAL DEMOLITION REQUIRED TO ACCOMMODATE THE RENOVATION. REMOVE AS REQUIRED ALL LIGHTING FIXTURES, RECEPTACLES, EQUIPMENT, DEVICES, ETC. PULL OUT ALL UNUSED CONDUCTORS AND CABLES AND REMOVE ALL ABANDONED CONDUIT. ELECTRICALLY DISCONNECT AIR HANDLING UNITS, ELECTRIC WATER HEATERS, AND OTHER SUCH EQUIPMENT FOR REMOVAL BY OTHERS.
8. REFER TO MECHANICAL AND PLUMBING DEMOLITION DRAWINGS FOR ALL MECHANICAL EQUIPMENT THAT IS TO BE ELECTRICALLY DISCONNECTED OR REMOVED.
9. WHERE EXISTING CEILING IS TO BE REPLACED IN AREAS, EXISTING LIGHTING TO BE REMOVED AND REINSTALLED IN NEW CEILING WHERE AFFECTED BY NEW WORK.
10. DISCONNECT AND REMOVE ALL ELECTRICAL DEVICES IN WALLS TO BE DEMOLISHED. WALLS TO BE DEMOLISHED ARE SHOWN DASHED. DISCONNECT AND REMOVE ASSOCIATED CONDUIT AND WIRE BACK TO LAST REMAINING DEVICE. FURNISH AND INSTALL CONDUIT AND WIRE AS NECESSARY FOR CONTINUITY OF CIRCUITS TO ANY EXISTING DEVICES TO REMAIN. COORDINATE AND VERIFY REQUIREMENTS WITH NEW WORK IN AREA.
11. FURNISH AND INSTALL CONDUIT AND/OR COMMUNICATIONS DATA WIRING AS NECESSARY FOR CONTINUITY OF ANY WIRING ORIGINATING OUTSIDE THE DEMOLITION AREA THAT SERVES ANY COMMERCIAL EQUIPMENT OR DEVICES TO REMAIN AFTER DEMOLITION. MODIFY OR REPLACE AS REQUIRED.
12. DISCONNECT AND REMOVE LIGHT SWITCHES IN DEMOLITION AREAS AS NECESSARY TO ACCOMMODATE NEW DOOR CONFIGURATION.
13. DISCONNECT AND REMOVE ANY EXISTING ELECTRICAL DEVICES AND BACK BOXES AS NECESSARY WHERE NEW WALL CONSTRUCTION WILL INTERSECT AN EXISTING WALL.
14. FURNISH AND INSTALL CONDUITS AND WIRES AS REQUIRED FOR CONTINUITY OF CIRCUIT(S).
15. FURNISH AND INSTALL BLANK COVER PLATES OVER ALL EXISTING UNUSED OPENINGS.
16. THE OWNER SHALL HAVE FULL SALVAGE RIGHTS OVER ANY ELECTRICAL DEVICES THAT ARE SCHEDULED TO BE DEMOLISHED. COORDINATE WITH OWNER REPRESENTATIVE. SELECTIVE SALVAGEABLE MATERIALS (SUCH AS GENERATOR, HEADEND EQUIPMENT, LIGHT FIXTURES, ETC.) SHALL BE TURNED OVER TO OWNER, DISPOSABLE AND AMONG OTHER GARBAGE MATERIALS SHALL BE REMOVED FROM SITE.
17. ALL EXISTING SECURITY EQUIPMENT SHOWN TO BE REMOVED SHALL BE REMOVED, PROTECTED FROM DAMAGE, AND TURNED OVER TO THE OWNER.
18. DEMOLITION CONSTRUCTION DOCUMENTS INDICATE THE OVERALL AREAS OF DEMOLITION WORK. HOWEVER, INCIDENTAL ASSOCIATED WORK MAY NOT BE SHOWN BUT MAY BE REQUIRED TO COMPLETE NEW WORK. CONTRACTOR IS TO INCLUDE ALL DEMOLITION WORK NECESSARY TO INSTALL THE SCOPE OF THE NEW WORK.

#	KEY NOTES	REV
1	DISCONNECT AND REMOVE EXISTING LIGHT FIXTURES AND CONTROLS. PULL THE CIRCUITS BACK TO THE SOURCE ALONG WITH CABLES AND CONDUITS AND IDENTIFY AS SPARE. COORDINATE EXACT EXTENTS OF DEMOLITION WITH THE ARCHITECT'S DRAWINGS PRIOR TO START.	A10.1
2	DISCONNECT AND REMOVE EXISTING LIGHT FIXTURES AND CONTROLS. VERIFY EXISTING NORMAL AND EMERGENCY LIGHTING BRANCHED CIRCUITS TO BE REUSED TO POWER NEW LIGHTS PER NEW PLANS. VERIFY IN THE FIELD.	A10.1

DEMOLITION SHEET NOTE:
REFER TO ARCHITECTURAL DEMOLITION PLANS FOR EXACT EXTENTS OF DEMOLITION FOR THIS PHASE. ANY AREAS AFFECTING ELECTRICAL SCOPE OF DEMOLITION WORK NEED TO BE INCLUDED IN THIS PHASE. COORDINATE DEMO WITH OTHER TRADES AND OWNER PRIOR TO START. THIS IS FOR ALL THE DEMOLITION WORK INCLUDING POWER AND LIGHTING FOR THIS PROJECT.

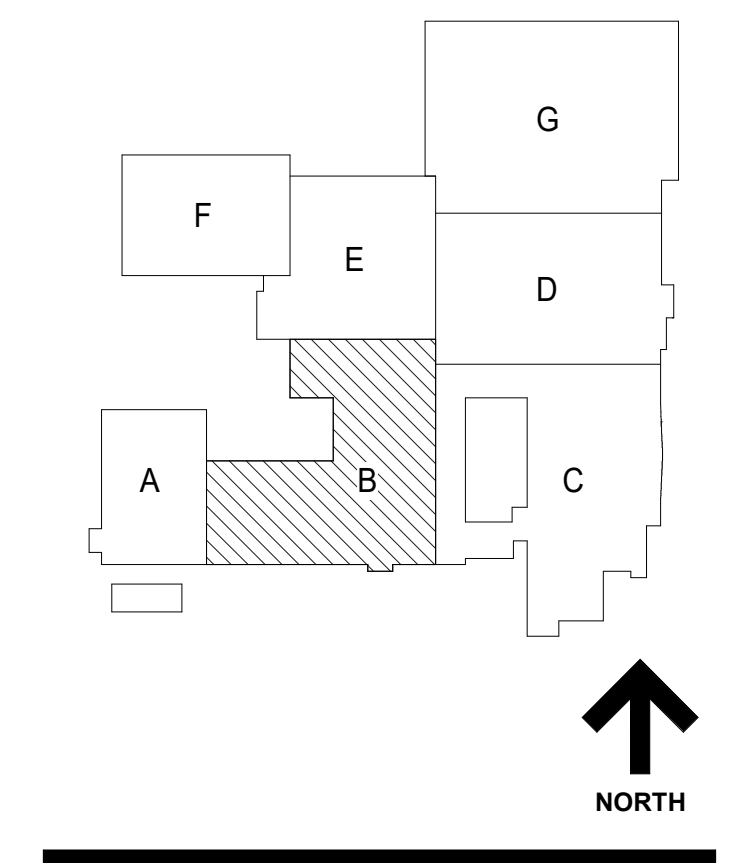
DEMOLITION LEGEND	
(E)	EXISTING TO REMAIN
(R)	EXISTING TO BE REMOVED
(RE)	EXISTING TO BE RELOCATED

DISTRICT 99

COMMUNITY HIGH SCHOOL
DISTRICT 99

Wight

Wight & Company
wightco.com
2500 North Frontage Road
Danier, IL 60661
P 630.969.7000
F 630.969.7979



10/20/2019 10:00 AM
 C:\Users\jshah\Documents\10-6274-42_DCN_MEP-F2_2019_Central_jshah@wightco.com.rvt
 Wight & Co. © Copyright 2019. All rights reserved. No part of these documents may be reproduced, stored, or transmitted in any form or by any means, electronic, mechanical, photocopying, recording or otherwise, without the prior written consent of Wight & Co.

NOT FOR CONSTRUCTION

A10.1	BID GROUP 10-ADDENDUM #1	12.30.2019
	ISSUED FOR BID - BID GROUP 10	11.19.2019
	ISSUED FOR 90% CD - PHASE C	11.01.2019
	ISSUED FOR 75% CD - PHASE C	10.14.2019
	ISSUED FOR 50% CD - PHASE C	10.02.2019
	ISSUED FOR 25% CD - PHASE C	08.30.2019
REV	ISSUE	DATE

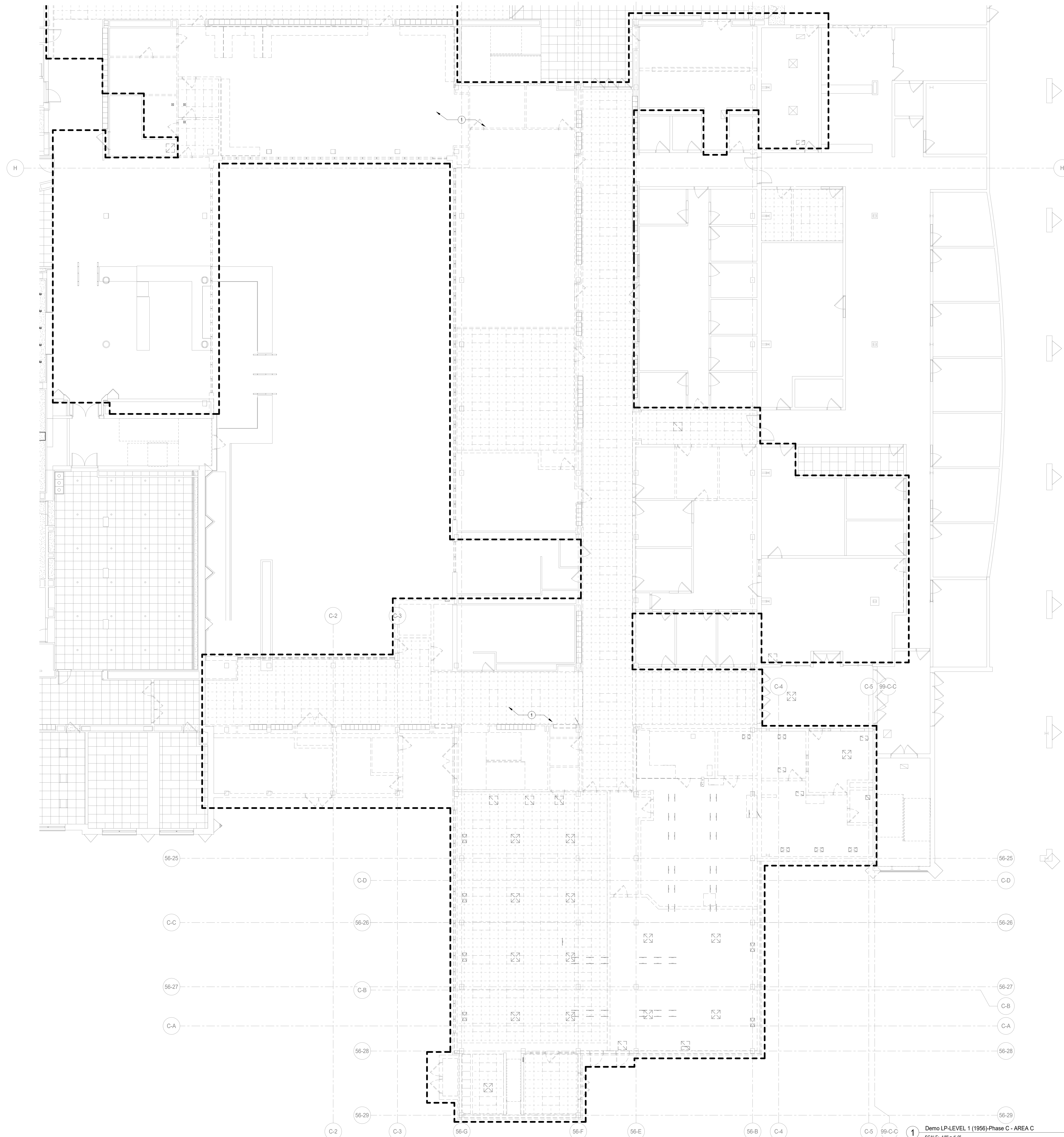
MFP IMPLEMENTATION - NORTH

4436 MAIN STREET
DOWNERS GROVE, IL 60515

LEVEL 1 ELECTRICAL DEMOLITION LIGHTING PLAN AREA B (PHASE C)

Project Number:
5274-42
Drawn By:
Author
Sheet:

ED3.01B.c



GENERAL NOTES-DEMOLITION PLANS

- THESE NOTES ARE APPLICABLE TO ALL DEMOLITION PLANS.
- SEE ARCHITECTURAL DRAWINGS AND SPECIFICATIONS FOR PHASES OF DEMOLITION AND CONSTRUCTION. COORDINATE WITH GENERAL CONSTRUCTION.
- ALL INDICATED ELECTRICAL EQUIPMENT, FIXTURES, DEVICES AND RELATED CONDUIT AND WIRING TO BE REMOVED UNLESS NOTED OTHERWISE.
- DEMOLITION OF THE ELECTRICAL SYSTEM AS NOTED ON THE DEMOLITION DRAWINGS SHALL BE COORDINATED WITH THE RENOVATION REQUIREMENTS TO DETERMINE THIS CONTRACTOR'S WORK.
- IT IS THE INTENT OF THE ELECTRICAL DEMOLITION DRAWINGS TO INDICATE AREAS IN WHICH ELECTRICAL EQUIPMENT, CONDUIT, LIGHTING FIXTURES, DEVICES, ETC. NEED TO BE REMOVED, RELOCATED, OR MODIFIED BY THIS CONTRACTOR TO ALLOW FOR THE RENOVATION PHASE OF CONSTRUCTION. THE ELECTRICAL DEMOLITION PLAN IS FOR REFERENCE PURPOSES ONLY AND IT IS NOT INTENDED TO BE THE SOURCE FOR THE RENOVATION CONTRACTOR'S WORK.
- THIS CONTRACTOR SHALL VISIT THE BUILDING, BEFORE SUBMITTING HIS BID, TO VERIFY THE EXISTING CONDITIONS WHICH WILL AFFECT HIS WORK.
- THIS CONTRACTOR SHALL BE RESPONSIBLE FOR THE COMPLETE ELECTRICAL DEMOLITION REQUIRED TO ACCOMMODATE THE RENOVATION. REMOVE AS REQUIRED ALL LIGHTING FIXTURES, RECEPTACLES, EQUIPMENT, DEVICES, ETC. PULL OUT ALL UNUSED CONDUCTORS AND CABLES AND REMOVE ALL ABANDONED CONDUIT. ELECTRICALLY DISCONNECT AIR HANDLING UNITS, ELECTRIC WATER HEATERS, AND OTHER SUCH EQUIPMENT FOR REMOVAL BY OTHERS.
- REFER TO MECHANICAL AND PLUMBING DEMOLITION DRAWINGS FOR ALL MECHANICAL EQUIPMENT THAT IS TO BE ELECTRICALLY DISCONNECTED OR REMOVED.
- WHERE EXISTING CEILING IS TO BE REPLACED IN AREAS, EXISTING LIGHTING TO BE REMOVED AND REINSTALLED IN NEW CEILING WHERE AFFECTED BY NEW WORK.
- DISCONNECT AND REMOVE ALL ELECTRICAL DEVICES IN WALLS TO BE DEMOLISHED. WALLS TO BE DEMOLISHED ARE SHOWN DASHED. DISCONNECT AND REMOVE ASSOCIATED CONDUIT AND WIRE BACK TO LAST REMAINING DEVICE. FURNISH AND INSTALL CONDUIT AND WIRE AS NECESSARY FOR CONTINUITY OF CIRCUITS TO ANY EXISTING TO REMAIN.
- FURNISH AND INSTALL CONDUIT AND/OR COMMUNICATIONS DATA WIRING AS NECESSARY FOR CONTINUITY OF ANY WIRING ORIGINATING OUTSIDE THE DEMOLITION AREA THAT SERVES ANY COMMUNICATIONS DATA EQUIPMENT OR DEVICES TO REMAIN AFTER DEMOLITION. MODIFY OR REPLACE AS REQUIRED.
- DISCONNECT AND REMOVE LIGHT SWITCHES IN DEMOLITION AREAS AS NECESSARY TO ACCOMMODATE NEW DOOR CONFIGURATIONS.
- DISCONNECT AND REMOVE ANY EXISTING ELECTRICAL DEVICES AND BACK BOXES AS NECESSARY WHERE NEW WALL CONSTRUCTION WILL INTERSECT AN EXISTING WALL.
- FURNISH AND INSTALL CONDUITS AND WIRES AS REQUIRED FOR CONTINUITY OF CIRCUITS.
- FURNISH AND INSTALL BLANK COVER PLATES OVER ALL EXISTING UNUSED OPENINGS.
- THE OWNER SHALL HAVE FULL SALVAGE RIGHTS OVER ANY ELECTRICAL DEVICES THAT ARE SCHEDULED TO BE DEMOLISHED. COORDINATE WITH OWNER REPRESENTATIVE. SELECTIVE SALVAGEABLE MATERIALS (SUCH AS GENERATOR, HEADEND EQUIPMENT, LIGHT FIXTURES, ETC.) SHALL BE TURNED OVER TO OWNER, DISPOSABLE AND AMONG OTHER GARBAGE MATERIALS SHALL BE REMOVED FROM SITE.
- ALL EXISTING SECURITY EQUIPMENT SHOWN TO BE REMOVED SHALL BE REMOVED, PROTECTED FROM DAMAGE, AND TURNED OVER TO THE OWNER.
- DEMOLITION CONSTRUCTION DOCUMENTS INDICATE THE OVERALL AREAS OF DEMOLITION WORK; HOWEVER, INCIDENTAL ASSOCIATED WORK MAY NOT BE SHOWN BUT MAY BE REQUIRED TO COMPLETE NEW WORK. CONTRACTOR IS TO INCLUDE ALL DEMOLITION WORK NECESSARY TO INSTALL THE SCOPE OF THE NEW WORK.

KEY NOTES

- DISCONNECT AND REMOVE EXISTING LIGHT FIXTURES AND CONTROLS; PULL THE CIRCUITS BACK TO THE SOURCE ALONG WITH CABLES AND CONDUITS AND IDENTIFY AS SHOWN. COORDINATE THE EXACT EXTENS OF DEMOLITION WITH THE ARCHITECTURAL DRAWINGS PRIOR TO START.

DEMOLITION SHEET NOTE:
 REFER TO ARCHITECTURAL DEMOLITION PLANS FOR EXACT EXTENTS OF DEMOLITION FOR THIS PHASE. ANY AREAS AFFECTING ELECTRICAL SCOPE OF DEMOLITION WORK NEED TO BE INCLUDED IN THIS PHASE. COORDINATE DEMO WITH OTHER TRADES AND OWNER PRIOR TO START. THIS IS FOR ALL THE DEMOLITION WORK INCLUDING POWER AND LIGHTING FOR THIS PROJECT.

DEMOLITION LEGEND	
(E)	EXISTING TO REMAIN
(R)	EXISTING TO BE REMOVED
(RE)	EXISTING TO BE RELOCATED

DISTRICT 99

COMMUNITY HIGH SCHOOL DISTRICT 99

Wight

Wight & Company
 wightco.com
 2500 North Frontage Road
 Darien, IL 60661
 P 630.969.7000
 F 630.969.7979

NOT FOR CONSTRUCTION

A10.1 BID GROUP 10-ADDENDUM #1 12.30.2019
 ISSUED FOR BID - BID GROUP 10 11.19.2019
 ISSUED FOR 90% CD - PHASE C 11.01.2019
 ISSUED FOR 75% CD - PHASE C 10.14.2019
 ISSUED FOR 50% CD - PHASE C 10.02.2019
 ISSUED FOR 25% CD - PHASE C 08.30.2019

REV DATE

MFP IMPLEMENTATION - NORTH

4436 MAIN STREET
 DOWNERS GROVE, IL 60515

LEVEL 1 ELECTRICAL DEMOLITION LIGHTING PLAN AREA C (PHASE C)

Project Number:
 5274-42
 Drawn By:
 Author
 Sheet

ED3.01C.c

10/20/2019 10:09 AM
 C:\Users\jshah\Documents\10-6274-42_DOC\MEP-F1_2019_Central_jshah@wightco.com.rvt
 Wight & Co. © Copyright 2019 All rights reserved. No part of these documents may be reproduced, stored, or transmitted in any form or by any means, electronic, mechanical, photocopying, recording or otherwise, without the prior written consent of Wight & Co.

10/20/2019 10:05:14 AM
 C:\Users\jshawn\Documents\10-0274-42_DCN_MEP-F2_2019_Central_jshawn@wight.com.rvt
 Wight & Co. © Copyright 2019. All rights reserved. No part of these documents may be reproduced, stored, or transmitted in any form or by any means, electronic, mechanical, photocopying, recording, or otherwise, without the prior written consent of Wight & Co.

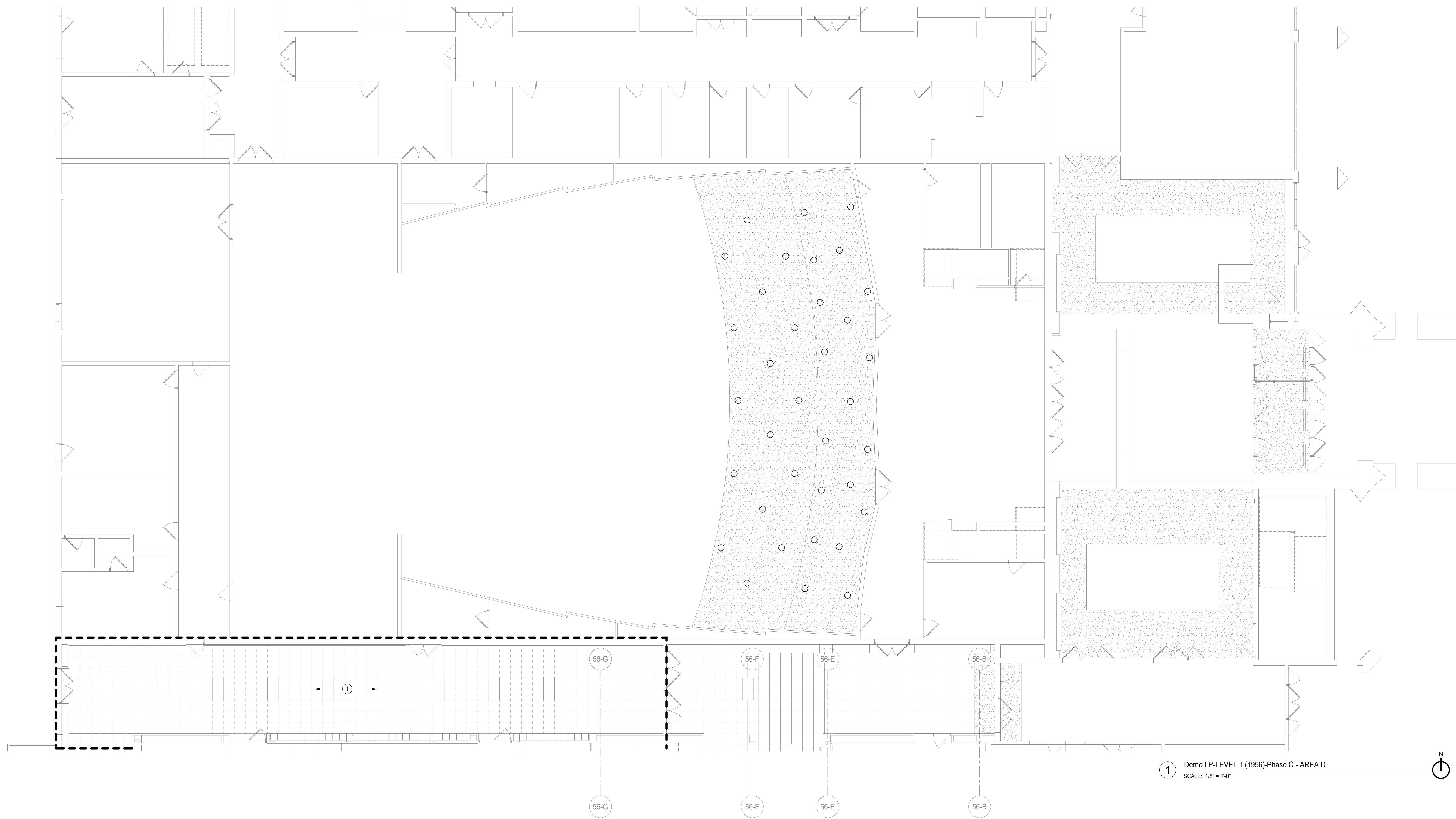
GENERAL NOTES-DEMOLITION PLANS

1. THESE NOTES ARE APPLICABLE TO ALL DEMOLITION PLANS.
2. SEE ARCHITECTURAL DRAWINGS AND SPECIFICATIONS FOR PHASES OF DEMOLITION AND CONSTRUCTION. COORDINATE WITH GENERAL CONSTRUCTION.
3. ALL INDICATED ELECTRICAL EQUIPMENT, FIXTURES, DEVICES AND RELATED CONDUIT AND WIRING TO BE REMOVED UNLESS NOTED OTHERWISE.
4. DEMOLITION OF THE ELECTRICAL SYSTEM AS NOTED ON THE DEMOLITION DRAWINGS SHALL BE COORDINATED WITH THE RENOVATION REQUIREMENTS TO DETERMINE THIS CONTRACTOR'S WORK.
5. IT IS THE INTENT OF THE ELECTRICAL DEMOLITION DRAWING(S) TO INDICATE AREAS IN WHICH ELECTRICAL EQUIPMENT, CONDUIT, LIGHTING FIXTURES, DEVICES, ETC. NEED TO BE REMOVED, RELOCATED, OR MODIFIED BY THIS CONTRACTOR TO ALLOW FOR THE RENOVATION PHASE OF CONSTRUCTION. THE ELECTRICAL DEMOLITION PLAN IS FOR REFERENCE PURPOSES ONLY AND IT IS NOT INTENDED TO BE THE SINGLE SOURCE OF EXISTING CONDITIONS.
6. THIS CONTRACTOR SHALL VISIT THE BUILDING, BEFORE SUBMITTING HIS BID, TO VERIFY THE EXISTING CONDITIONS WHICH WILL AFFECT HIS WORK.
7. THIS CONTRACTOR SHALL BE RESPONSIBLE FOR THE COMPLETE ELECTRICAL DEMOLITION REQUIRED TO ACCOMMODATE THE RENOVATION. REMOVE AS REQUIRED ALL LIGHTING FIXTURES, RECEPTACLES, EQUIPMENT, DEVICES, ETC. PULL OUT ALL UNUSED CONDUCTORS AND CABLES AND REMOVE ALL ABANDONED CONDUIT. ELECTRICALLY DISCONNECT AIR HANDLING UNITS, ELECTRIC WATER HEATERS, AND OTHER SUCH EQUIPMENT FOR REMOVAL BY OTHERS.
8. REFER TO MECHANICAL AND PLUMBING DEMOLITION DRAWINGS FOR ALL MECHANICAL EQUIPMENT THAT IS TO BE ELECTRICALLY DISCONNECTED OR REMOVED.
9. WHERE EXISTING CEILING(S) TO BE REPLACED IN AREAS, EXISTING LIGHTING TO BE REMOVED, OTHER CEILING MOUNTED ELECTRICAL DEVICES TO BE REMOVED AND REINSTALLED IN NEW CEILING WHERE AFFECTED BY NEW WORK.
10. DISCONNECT AND REMOVE ALL ELECTRICAL DEVICES IN WALLS TO BE DEMOLISHED. WALLS TO BE DEMOLISHED ARE SHOWN DASHED. DISCONNECT AND REMOVE ASSOCIATED CONDUIT AND WIRE BACK TO LAST REMAINING DEVICE. FURNISH AND INSTALL CONDUIT AND WIRE AS NECESSARY FOR CONTINUITY OF CIRCUITS TO ANY EXISTING DEVICES TO REMAIN. COORDINATE AND VERIFY REQUIREMENTS WITH NEW WORK IN AREA.
11. FURNISH AND INSTALL CONDUIT AND/OR COMMUNICATIONS DATA WIRING AS NECESSARY FOR CONTINUITY OF ANY WIRING ORIGINATING OUTSIDE THE DEMOLITION AREA THAT SERVES ANY COMMUNICATIONS DATA EQUIPMENT OR DEVICES TO REMAIN AFTER DEMOLITION. MODIFY OR REPLACE AS REQUIRED.
12. DISCONNECT AND REMOVE LIGHT SWITCHES IN DEMOLITION AREAS AS NECESSARY TO ACCOMMODATE NEW DOOR CONFIGURATIONS.
13. DISCONNECT AND REMOVE ANY EXISTING ELECTRICAL DEVICES AND BACK BOXES AS NECESSARY WHERE NEW WALL CONSTRUCTION WILL INTERSECT AN EXISTING WALL.
14. FURNISH AND INSTALL CONDUITS AND WIRES AS REQUIRED FOR CONTINUITY OF CIRCUITS.
15. FURNISH AND INSTALL BLANK COVER PLATES OVER ALL EXISTING UNUSED DEVICES THAT ARE SCHEDULED TO BE DEMOLISHED. COORDINATE WITH OWNER REPRESENTATIVE. SELECTIVE SALVAGEABLE MATERIALS (SUCH AS GENERATOR, HEADEND EQUIPMENT, LIGHT FIXTURES, ETC.) SHALL BE TURNED OVER TO OWNER, DISPOSABLE AND AMONG OTHER GARBAGE MATERIALS SHALL BE REMOVED FROM SITE.
17. ALL EXISTING SECURITY EQUIPMENT SHOWN TO BE REMOVED SHALL BE REMOVED, PROTECTED FROM DAMAGE, AND TURNED OVER TO THE OWNER.
18. DEMOLITION CONSTRUCTION DOCUMENTS INDICATE THE OVERALL AREAS OF DEMOLITION WORK; HOWEVER, INCIDENTAL ASSOCIATED WORK MAY NOT BE SHOWN BUT MAY BE REQUIRED TO COMPLETE NEW WORK. CONTRACTOR IS TO INCLUDE ALL DEMOLITION WORK NECESSARY TO INSTALL THE SCOPE OF THE NEW WORK.

#	KEY NOTES	A10.1
1	DISCONNECT AND REMOVE EXISTING LIGHT FIXTURES AND CONTROLS. PULL THE CIRCUITS BACK TO THE SOURCE ALONG WITH CABLES AND CONDUITS AND IDENTIFY AS SPARE.	

DEMOLITION SHEET NOTE:
 REFER TO ARCHITECTURAL DEMOLITION PLANS FOR EXACT EXTENTS OF DEMOLITION FOR THIS PHASE. ANY AREAS AFFECTING ELECTRICAL SCOPE OF DEMOLITION WORK NEED TO BE INCLUDED IN THIS PHASE. COORDINATE DEMO WITH OTHER TRADES AND OWNER PRIOR TO START. THIS IS FOR ALL THE DEMOLITION WORK INCLUDING POWER AND LIGHTING FOR THIS PROJECT.

DEMOLITION LEGEND	
(E)	EXISTING TO REMAIN
(R)	EXISTING TO BE REMOVED
(RE)	EXISTING TO BE RELOCATED



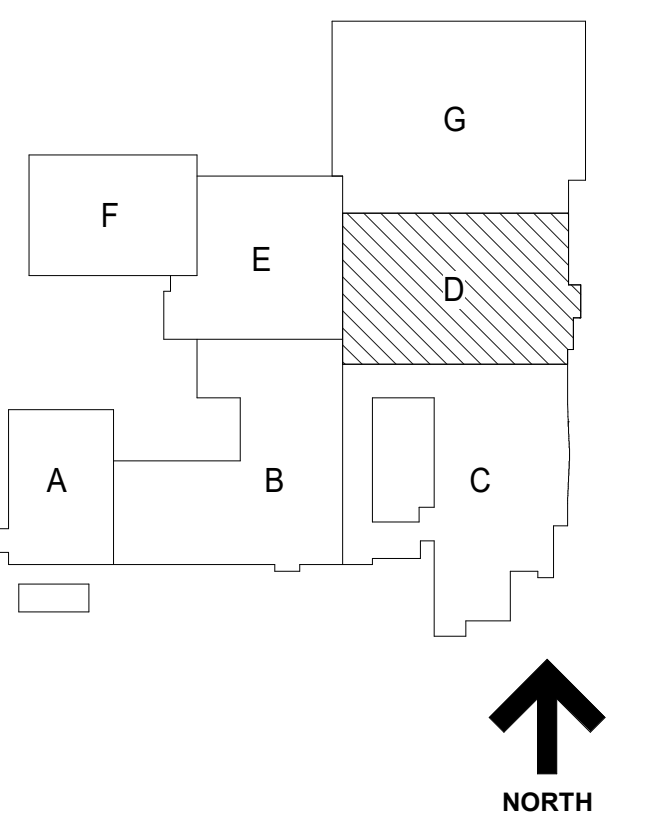
1 Demo LP-LEVEL 1 (1956)-Phase C - AREA D
 SCALE: 1/8" = 1'-0"

DISTRICT 99

**COMMUNITY HIGH SCHOOL
 DISTRICT 99**

Wight

Wight & Company
 wightco.com
 2500 North Frontage Road
 Darien, IL 60561
 P 630.969.7000
 F 630.969.7979



**NOT FOR
 CONSTRUCTION**

REV	ISSUE	DATE
A10.1	BID GROUP 10-ADDENDUM #1	12.30.2019
	ISSUED FOR BID - BID GROUP 10	11.19.2019
	ISSUED FOR 90% CD - PHASE C	11.01.2019
	ISSUED FOR 75% CD - PHASE C	10.14.2019
	ISSUED FOR 50% CD - PHASE C	10.02.2019
	ISSUED FOR 25% CD - PHASE C	08.30.2019

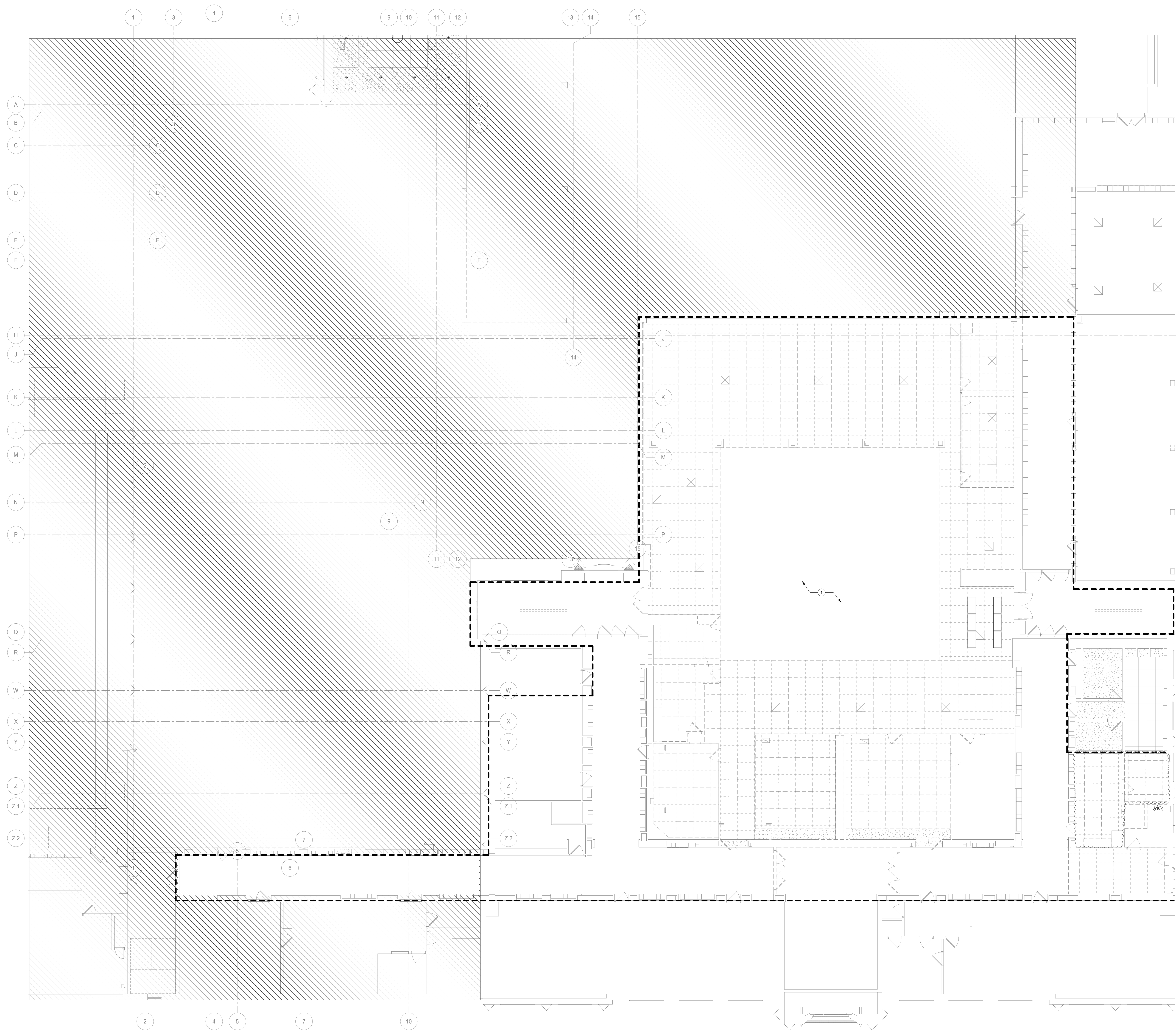
**MFP
 IMPLEMENTATION -
 NORTH**

4436 MAIN STREET
 DOWNERS GROVE, IL 60515

**LEVEL 1 ELECTRICAL
 DEMOLITION LIGHTING
 PLAN AREA D (PHASE C)**

Project Number:
 5274-42
 Drawn By:
 Author:
 Sheet:
ED3.01D.c

10/20/2019 10:09 AM
 C:\Users\jshah\Documents\10-0274-42_DCN_MEP-F2_2019_Central_jshah@wightco.com.rvt
 Wight & Co. © Copyright 2019. All rights reserved. No part of these documents may be reproduced, stored, or transmitted in any form or by any means, electronic, mechanical, photocopying, recording, or otherwise, without the prior written consent of Wight & Co.



- GENERAL NOTES-DEMOLITION PLANS
1. THESE NOTES ARE APPLICABLE TO ALL DEMOLITION PLANS.
 2. SEE ARCHITECTURAL DRAWINGS AND SPECIFICATIONS FOR PHASES OF DEMOLITION AND CONSTRUCTION. COORDINATE WITH GENERAL CONSTRUCTION.
 3. ALL INDICATED ELECTRICAL EQUIPMENT, FIXTURES, DEVICES AND RELATED CONDUIT AND WIRING TO BE REMOVED UNLESS NOTED OTHERWISE.
 4. DEMOLITION OF THE ELECTRICAL SYSTEM AS NOTED ON THE DEMOLITION DRAWINGS SHALL BE COORDINATED WITH THE RENOVATION REQUIREMENTS TO DETERMINE THIS CONTRACTOR'S WORK.
 5. IT IS THE INTENT OF THE ELECTRICAL DEMOLITION DRAWINGS TO INDICATE AREAS IN WHICH ELECTRICAL EQUIPMENT, CONDUIT, LIGHTING FIXTURES, DEVICES, ETC. NEED TO BE REMOVED, RELOCATED, OR MODIFIED BY THIS CONTRACTOR TO ALLOW FOR THE RENOVATION PHASE OF CONSTRUCTION. THE ELECTRICAL DEMOLITION PLAN IS FOR REFERENCE PURPOSES ONLY AND IT IS NOT INTENDED TO BE THE SOLE SOURCE OF EXISTING CONDITIONS.
 6. THIS CONTRACTOR SHALL VISIT THE BUILDING, BEFORE SUBMITTING HIS BID, TO VERIFY THE EXISTING CONDITIONS WHICH WILL AFFECT HIS WORK.
 7. THIS CONTRACTOR SHALL BE RESPONSIBLE FOR THE COMPLETE ELECTRICAL DEMOLITION REQUIRED TO ACCOMMODATE THE RENOVATION. REMOVE AS REQUIRED ALL LIGHTING FIXTURES, RECEPTACLES, EQUIPMENT, DEVICES, ETC. PULL OUT ALL UNUSED CONDUCTORS AND CABLES AND REMOVE ALL ABANDONED CONDUIT. ELECTRICALLY DISCONNECT AIR HANDLING UNITS, ELECTRIC WATER HEATERS, AND OTHER SUCH EQUIPMENT FOR REMOVAL BY OTHERS.
 8. REFER TO MECHANICAL AND PLUMBING DEMOLITION DRAWINGS FOR ALL MECHANICAL EQUIPMENT THAT IS TO BE ELECTRICALLY DISCONNECTED OR REMOVED.
 9. WHERE EXISTING CEILING TO BE REPLACED IN AREAS, EXISTING LIGHTING TO BE REMOVED, OTHER CEILING MOUNTED ELECTRICAL DEVICES TO BE REMOVED AND REINSTALLED IN NEW CEILING WHERE AFFECTED BY NEW WORK.
 10. DISCONNECT AND REMOVE ALL ELECTRICAL DEVICES IN WALLS TO BE DEMOLISHED. WALLS TO BE DEMOLISHED ARE SHOWN DASHED. DISCONNECT AND REMOVE ASSOCIATED CONDUIT AND WIRE BACK TO LAST REMAINING DEVICE. FURNISH AND INSTALL CONDUIT AND WIRE AS NECESSARY FOR CONTINUITY OF CIRCUITS TO ANY EXISTING DEVICES TO REMAIN.
 11. FURNISH AND INSTALL CONDUIT AND/OR COMMUNICATIONS DATA WIRING AS NECESSARY FOR CONTINUITY OF ANY WIRING ORIGINATING OUTSIDE THE DEMOLITION AREA THAT SERVES ANY COMMERCIAL EQUIPMENT OR DEVICES TO REMAIN AFTER DEMOLITION. MODIFY OR REPLACE AS REQUIRED.
 12. DISCONNECT AND REMOVE LIGHT SWITCHES IN DEMOLITION AREAS AS NECESSARY TO ACCOMMODATE NEW DOOR CONFIGURATIONS.
 13. DISCONNECT AND REMOVE ANY EXISTING ELECTRICAL DEVICES AND BACK BOXES AS NECESSARY WHERE NEW WALL CONSTRUCTION WILL INTERSECT AN EXISTING WALL.
 14. FURNISH AND INSTALL CONDUITS AND WIRES AS REQUIRED FOR CONTINUITY OF CIRCUITS.
 15. FURNISH AND INSTALL BLANK COVER PLATES OVER ALL EXISTING UNUSED OPENINGS.
 16. THE OWNER SHALL HAVE FULL SALVAGE RIGHTS OVER ANY ELECTRICAL DEVICES THAT ARE SCHEDULED TO BE DEMOLISHED. COORDINATE WITH OWNER REPRESENTATIVE. SELECTIVE SALVAGEABLE MATERIALS (SUCH AS GENERATOR, HEADEND EQUIPMENT, LIGHT FIXTURES, ETC.) SHALL BE TURNED OVER TO OWNER, DISPOSABLE AND AMONG OTHER GARBAGE MATERIALS SHALL BE REMOVED FROM SITE.
 17. ALL EXISTING SECURITY EQUIPMENT SHOWN TO BE REMOVED SHALL BE REMOVED, PROTECTED FROM DAMAGE, AND TURNED OVER TO THE OWNER.
 18. DEMOLITION CONSTRUCTION DOCUMENTS INDICATE THE OVERALL AREAS OF DEMOLITION WORK; HOWEVER, INCIDENTAL ASSOCIATED WORK MAY NOT BE SHOWN BUT MAY BE REQUIRED TO COMPLETE NEW WORK. CONTRACTOR IS TO INCLUDE ALL DEMOLITION WORK NECESSARY TO INSTALL THE SCOPE OF THE NEW WORK.
- # KEY NOTES**
- 1 DISCONNECT AND REMOVE EXISTING LIGHT FIXTURES (AND CONTROLS) PULL THE CIRCUITS BACK TO THE SOURCE ALONG WITH CABLES AND CONDUITS AND IDENTIFY AS SPARE.

DEMOLITION SHEET NOTE:

REFER TO ARCHITECTURAL DEMOLITION PLANS FOR EXACT EXTENTS OF DEMOLITION FOR THIS PHASE. ANY AREAS AFFECTING ELECTRICAL SCOPE OF DEMOLITION WORK NEED TO BE INCLUDED IN THIS PHASE. COORDINATE DEMO WITH OTHER TRADES AND OWNER PRIOR TO START. THIS IS FOR ALL THE DEMOLITION WORK INCLUDING POWER AND LIGHTING FOR THIS PROJECT.

DEMOLITION LEGEND	
(E)	EXISTING TO REMAIN
(R)	EXISTING TO BE REMOVED
(RE)	EXISTING TO BE RELOCATED

1 Demo LP-LEVEL 2-Phase C - AREA B
SCALE: 1/8" = 1'-0"


DISTRICT 99
 COMMUNITY HIGH SCHOOL
 DISTRICT 99

 Wight & Company
 wightco.com
 2500 North Frontage Road
 Darien, IL 60661
 P 630.969.7000
 F 630.969.7979


 NORTH

NOT FOR CONSTRUCTION

A10.1 BID GROUP 10-ADDENDUM #1	12.30.2019
ISSUED FOR BID - BID GROUP 10	11.19.2019
ISSUED FOR 60% CD - PHASE C	11.01.2019
ISSUED FOR 75% CD - PHASE C	10.14.2019
ISSUED FOR 50% CD - PHASE C	10.02.2019
ISSUED FOR 25% CD - PHASE C	08.30.2019
REV	DATE

MFP IMPLEMENTATION - NORTH

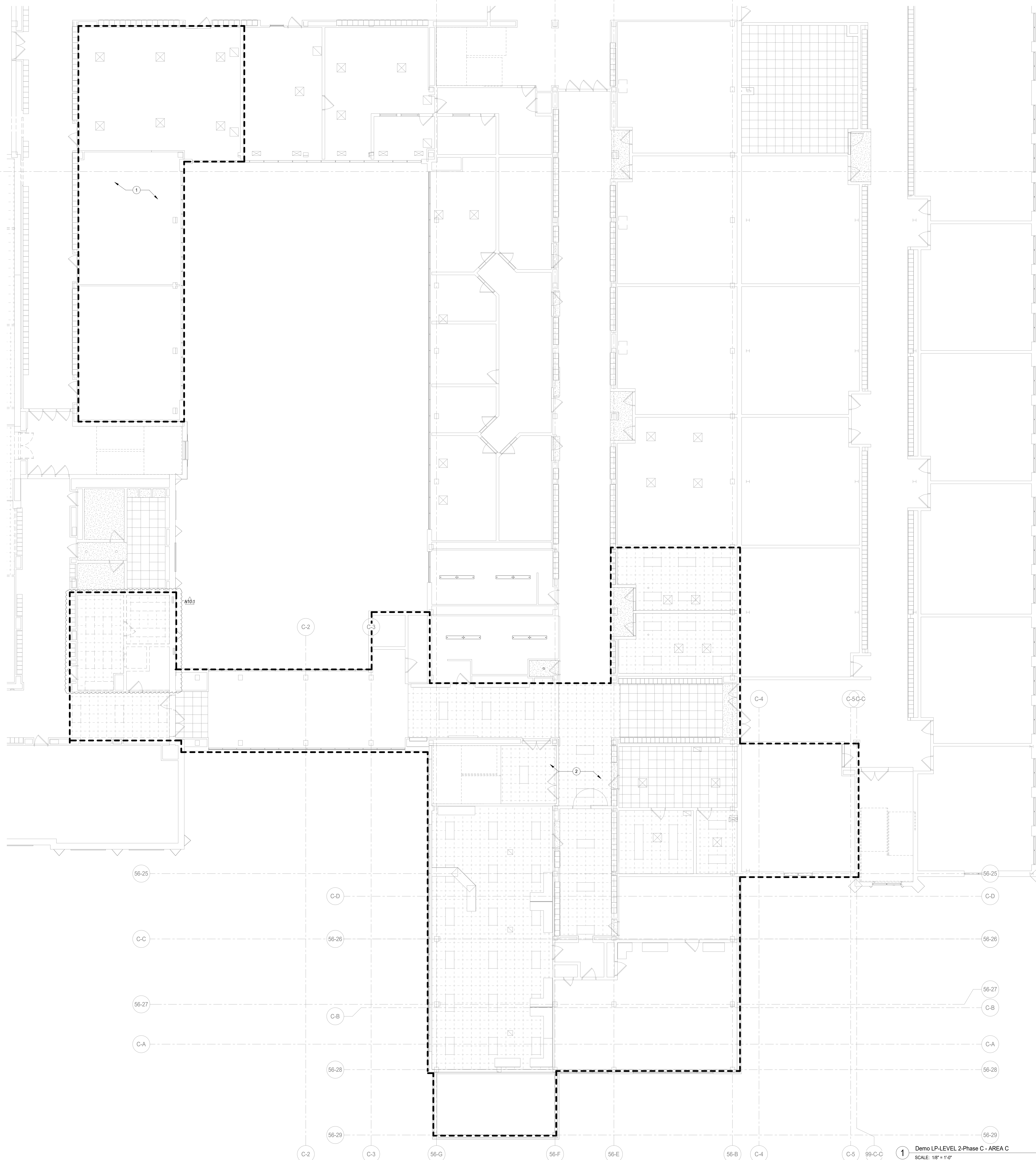
4436 MAIN STREET
DOWNERS GROVE, IL 60515

LEVEL 2 ELECTRICAL DEMOLITION LIGHTING PLAN AREA B (PHASE C)

Project Number:
5274-42
Drawn By:
Author
Sheet:

ED3.02B.c

10/20/2019 10:05:46 AM
 C:\Users\jshahar\Documents\10-0274-42_DOC\MEP-F2_2019_Central_jshahar@wightco.com.rvt
 Wight & Co. © Copyright 2019. All rights reserved. No part of these documents may be reproduced, stored, or transmitted in any form or by any means, electronic, mechanical, photocopying, recording or otherwise, without the prior written consent of Wight & Co.



GENERAL NOTES-DEMOLITION PLANS

1. THESE NOTES ARE APPLICABLE TO ALL DEMOLITION PLANS.
2. SEE ARCHITECTURAL DRAWINGS AND SPECIFICATIONS FOR PHASES OF CONSTRUCTION.
3. ALL INDICATED ELECTRICAL EQUIPMENT, FIXTURES, DEVICES AND RELATED CONDUIT AND WIRING TO BE REMOVED UNLESS NOTED OTHERWISE.
4. DEMOLITION OF THE ELECTRICAL SYSTEM AS NOTED ON THE DEMOLITION DRAWINGS SHALL BE COORDINATED WITH THE RENOVATION REQUIREMENTS TO DETERMINE THIS CONTRACTOR'S WORK.
5. IT IS THE INTENT OF THE ELECTRICAL DEMOLITION DRAWINGS TO INDICATE AREAS IN WHICH ELECTRICAL EQUIPMENT, CONDUIT, LIGHTING FIXTURES, DEVICES, ETC. NEED TO BE REMOVED, RELOCATED, OR MODIFIED BY THIS CONTRACTOR TO ALLOW FOR THE RENOVATION PHASE OF CONSTRUCTION. THE ELECTRICAL DEMOLITION PLAN IS FOR REFERENCE PURPOSES ONLY AND IT IS NOT INTENDED TO BE THE SOURCE OF EXISTING CONDITIONS.
6. THIS CONTRACTOR SHALL VISIT THE BUILDING, BEFORE SUBMITTING HIS BID, TO VERIFY THE EXISTING CONDITIONS WHICH WILL AFFECT HIS WORK.
7. THIS CONTRACTOR SHALL BE RESPONSIBLE FOR THE COMPLETE ELECTRICAL DEMOLITION REQUIRED TO ACCOMMODATE THE RENOVATION. REMOVE AS REQUIRED ALL LIGHTING FIXTURES, RECEPTACLES, EQUIPMENT, DEVICES, ETC. PULL OUT ALL UNUSED CONDUCTORS AND CABLES AND REMOVE ALL ABANDONED CONDUIT. ELECTRICALLY DISCONNECT AIR HANDLING UNITS, ELECTRIC WATER HEATERS, AND OTHER SUCH EQUIPMENT FOR REMOVAL BY OTHERS.
8. REFER TO MECHANICAL AND PLUMBING DEMOLITION DRAWINGS FOR ALL MECHANICAL EQUIPMENT THAT IS TO BE ELECTRICALLY DISCONNECTED OR REMOVED.
9. WHERE EXISTING CEILING LIGHTING TO BE REMOVED, OTHER CEILING MOUNTED ELECTRICAL DEVICES TO BE REMOVED AND REINSTALLED IN NEW CEILING WHERE AFFECTED BY NEW WORK.
10. DISCONNECT AND REMOVE ALL ELECTRICAL DEVICES IN WALLS TO BE DEMOLISHED. WALLS TO BE DEMOLISHED ARE SHOWN DASHED. DISCONNECT AND REMOVE ASSOCIATED CONDUIT AND WIRE BACK TO LAST REMAINING DEVICE. FURNISH AND INSTALL CONDUIT AND WIRE AS NECESSARY FOR CONTINUITY OF CIRCUITS TO ANY EXISTING DEVICES TO REMAIN. COORDINATE AND VERIFY REQUIREMENTS WITH NEW WORK IN AREA.
11. FURNISH AND INSTALL CONDUIT AND/OR COMMUNICATIONS EQUIPMENT OR DEVICES TO REMAIN AFTER DEMOLITION. MODIFY OR REPLACE AS REQUIRED.
12. DISCONNECT AND REMOVE LIGHT SWITCHES IN DEMOLITION AREAS AS NECESSARY TO ACCOMMODATE NEW DOOR CONFIGURATIONS.
13. DISCONNECT AND REMOVE ANY EXISTING ELECTRICAL DEVICES AND BACK BOXES AS NECESSARY WHERE NEW CONSTRUCTION WILL INTERSECT AN EXISTING WALL.
14. FURNISH AND INSTALL CONDUITS AND WIRES AS REQUIRED FOR CONTINUITY OF CIRCUITS.
15. FURNISH AND INSTALL BLANK COVER PLATES OVER ALL EXISTING UNUSED OPENINGS.
16. THE OWNER SHALL HAVE FULL SALVAGE RIGHTS OVER ANY ELECTRICAL DEVICES THAT ARE SCHEDULED TO BE DEMOLISHED. COORDINATE WITH OWNER REPRESENTATIVE. SELECTIVE SALVAGEABLE MATERIALS (SUCH AS GENERATOR, HEADEND EQUIPMENT, LIGHT FIXTURES, ETC.) SHALL BE TURNED OVER TO OWNER, DISPOSABLE AND AMONG OTHER GARBAGE MATERIALS SHALL BE REMOVED FROM SITE.
17. ALL EXISTING SECURITY EQUIPMENT SHOWN TO BE REMOVED SHALL BE REMOVED, PROTECTED FROM DAMAGE, AND TURNED OVER TO THE OWNER.
18. DEMOLITION CONSTRUCTION DOCUMENTS INDICATE THE OVERALL AREAS OF DEMOLITION WORK; HOWEVER, INCIDENTAL ASSOCIATED WORK MAY NOT BE SHOWN BUT MAY BE REQUIRED TO COMPLETE NEW WORK. CONTRACTOR IS TO INCLUDE ALL DEMOLITION WORK NECESSARY TO INSTALL THE SCOPE OF THE NEW WORK.

#	KEY NOTES	A10.1
1	DISCONNECT AND REMOVE EXISTING LIGHT FIXTURES AND CONTROLS. EXISTING NORMAL AND EMERGENCY BRANCHED CIRCUITS TO BE REUSED TO POWER NEW LIGHTS PER NEW PLANS. VERIFY EXACT LOCATION IN THIS FIELD.	
2	DISCONNECT AND REMOVE EXISTING LIGHT FIXTURES AND CONTROLS. PULL THE CIRCUITS BACK TO THE SOURCE. ALONG WITH CABLES AND CONDUITS AND IDENTIFY AS SPARE.	

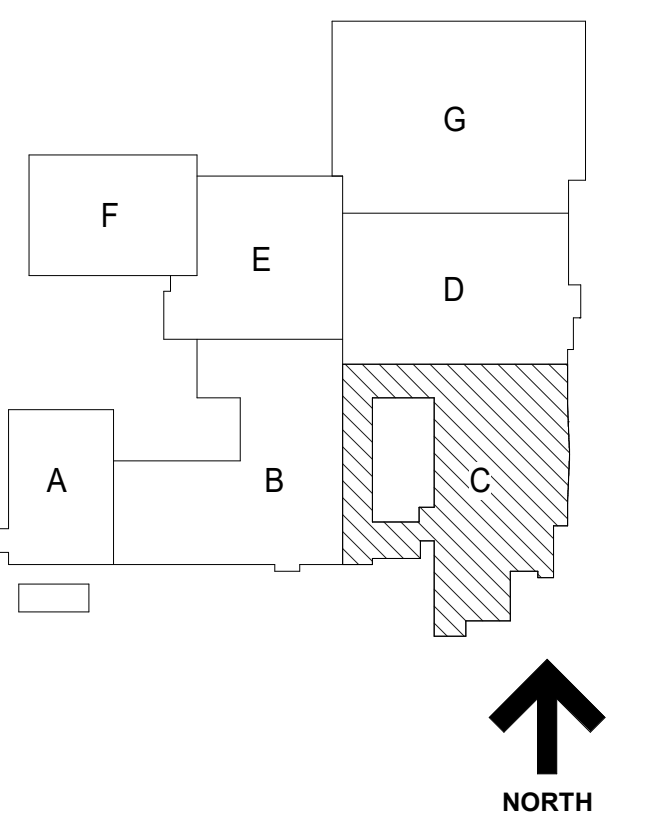
DEMOLITION SHEET NOTE:
 REFER TO ARCHITECTURAL DEMOLITION PLANS FOR EXACT EXTENTS OF DEMOLITION FOR THIS PHASE. ANY AREAS AFFECTING ELECTRICAL SCOPE OF DEMOLITION WORK NEED TO BE INCLUDED IN THIS PHASE. COORDINATE DEMO WITH OTHER TRADES AND OWNER PRIOR TO START. THIS IS FOR ALL THE DEMOLITION WORK INCLUDING POWER AND LIGHTING FOR THIS PROJECT.

DEMOLITION LEGEND	
(E)	EXISTING TO REMAIN
(R)	EXISTING TO BE REMOVED
(RE)	EXISTING TO BE RELOCATED

DISTRICT 99
 COMMUNITY HIGH SCHOOL
 DISTRICT 99

Wight

Wight & Company
 wightco.com
 2500 North Frontage Road
 Darien, IL 60561
 P 630.969.7000
 F 630.969.7979



NOT FOR CONSTRUCTION

A10.1 BID GROUP 10-ADDENDUM #1 12.30.2019
 ISSUED FOR BID - BID GROUP 10 11.19.2019
 ISSUED FOR 90% CD - PHASE C 11.01.2019
 ISSUED FOR 75% CD - PHASE C 10.14.2019
 ISSUED FOR 50% CD - PHASE C 10.02.2019
 ISSUED FOR 25% CD - PHASE C 08.30.2019
 REV ISSUE DATE

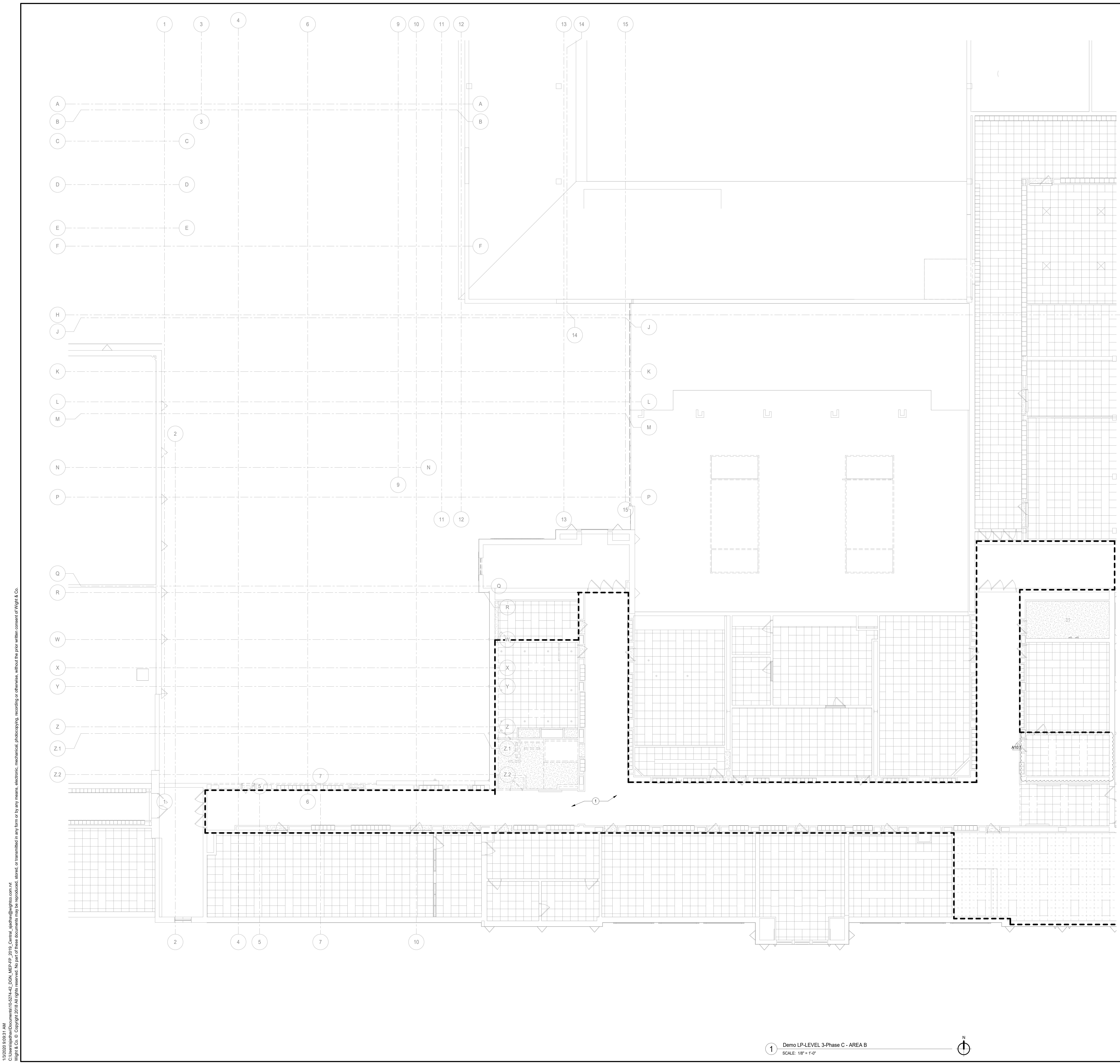
MFP IMPLEMENTATION - NORTH

4436 MAIN STREET
 DOWNERS GROVE, IL 60515

LEVEL 2 ELECTRICAL DEMOLITION LIGHTING PLAN AREA C (PHASE C)

Project Number:
 5274-42
 Drawn By:
 Author
 Sheet

ED3.02C.c



GENERAL NOTES-DEMOLITION PLANS

1. THESE NOTES ARE APPLICABLE TO ALL DEMOLITION PLANS.
2. SEE ARCHITECTURAL DRAWINGS AND SPECIFICATIONS FOR PHASES OF DEMOLITION AND CONSTRUCTION. COORDINATE WITH GENERAL CONSTRUCTION.
3. ALL INDICATED ELECTRICAL EQUIPMENT, FIXTURES, DEVICES AND RELATED CONDUIT AND WIRING TO BE REMOVED UNLESS NOTED OTHERWISE.
4. DEMOLITION OF THE ELECTRICAL SYSTEM AS NOTED ON THE DEMOLITION DRAWINGS SHALL BE COORDINATED WITH THE RENOVATION REQUIREMENTS TO DETERMINE THIS CONTRACTOR'S WORK.
5. IT IS THE INTENT OF THE ELECTRICAL DEMOLITION DRAWINGS TO INDICATE AREAS IN WHICH ELECTRICAL EQUIPMENT, CONDUIT, LIGHTING FIXTURES, DEVICES, ETC. NEED TO BE REMOVED, RELOCATED, OR MODIFIED BY THIS CONTRACTOR TO ALLOW FOR THE RENOVATION PHASE OF CONSTRUCTION. THE ELECTRICAL DEMOLITION PLAN IS FOR REFERENCE PURPOSES ONLY AND IT IS NOT INTENDED TO BE THE SINGLE SOURCE OF EXISTING CONDITIONS.
6. THIS CONTRACTOR SHALL VISIT THE BUILDING, BEFORE SUBMITTING HIS BID, TO VERIFY THE EXISTING CONDITIONS WHICH WILL AFFECT HIS WORK.
7. THIS CONTRACTOR SHALL BE RESPONSIBLE FOR THE COMPLETE ELECTRICAL DEMOLITION REQUIRED TO ACCOMMODATE THE RENOVATION. REMOVE AS REQUIRED ALL LIGHTING FIXTURES, RECEPTACLES, EQUIPMENT, DEVICES, ETC. PULL OUT ALL UNUSED CONDUCTORS AND CABLES AND REMOVE ALL ABANDONED CONDUIT. ELECTRICALLY DISCONNECT AIR HANDLING UNITS, ELECTRIC WATER HEATERS, AND OTHER SUCH EQUIPMENT FOR REMOVAL BY OTHERS.
8. REFER TO MECHANICAL AND PLUMBING DEMOLITION DRAWINGS FOR ALL MECHANICAL EQUIPMENT THAT IS TO BE ELECTRICALLY DISCONNECTED OR REMOVED.
9. WHERE EXISTING CEILINGS TO BE REPLACED IN AREAS, EXISTING LIGHTING TO BE REMOVED, OTHER CEILING MOUNTED ELECTRICAL DEVICES TO BE REMOVED AND REINSTALLED IN NEW CEILING WHERE AFFECTED BY NEW WORK.
10. DISCONNECT AND REMOVE ALL ELECTRICAL DEVICES IN WALLS TO BE DEMOLISHED. WALLS TO BE DEMOLISHED ARE SHOWN DASHED. DISCONNECT AND REMOVE ASSOCIATED CONDUIT AND WIRE BACK TO LAST REMAINING DEVICE. FURNISH AND INSTALL CONDUIT AND WIRE AS NECESSARY FOR CONTINUITY OF CIRCUITS TO ANY EXISTING DEVICES TO REMAIN. COORDINATE AND VERIFY REQUIREMENTS WITH NEW WORK IN AREA.
11. FURNISH AND INSTALL CONDUIT AND/OR COMMUNICATIONS DATA WIRING AS NECESSARY FOR CONTINUITY OF ANY WIRING ORIGINATING OUTSIDE THE DEMOLITION AREA THAT SERVES ANY COMMUNICATIONS EQUIPMENT OR DEVICES TO REMAIN AFTER DEMOLITION. MODIFY OR REPLACE AS REQUIRED.
12. DISCONNECT AND REMOVE LIGHT SWITCHES IN DEMOLITION AREAS AS NECESSARY TO ACCOMMODATE NEW DOOR CONSTRUCTION.
13. DISCONNECT AND REMOVE ANY EXISTING ELECTRICAL DEVICES AND BACK BOXES AS NECESSARY WHERE NEW WALL CONSTRUCTION WILL INTERSECT AN EXISTING WALL.
14. FURNISH AND INSTALL CONDUITS AND WIRES AS REQUIRED FOR CONTINUITY OF CIRCUITS.
15. FURNISH AND INSTALL BLANK COVER PLATES OVER ALL EXISTING UNUSED OPENINGS.
16. THE OWNER SHALL HAVE FULL SALVAGE RIGHTS OVER ANY ELECTRICAL DEVICES THAT ARE SCHEDULED TO BE DEMOLISHED. COORDINATE WITH OWNER REPRESENTATIVE. SELECTIVE SALVAGEABLE MATERIALS (SUCH AS GENERATOR, HEADEND EQUIPMENT, LIGHT FIXTURES, ETC.) SHALL BE TURNED OVER TO OWNER, DISPOSABLE AND AMONG OTHER GARBAGE MATERIALS SHALL BE REMOVED FROM SITE.
17. ALL EXISTING SECURITY EQUIPMENT SHOWN TO BE REMOVED SHALL BE REMOVED, PROTECTED FROM DAMAGE, AND TURNED OVER TO THE OWNER.
18. DEMOLITION CONSTRUCTION DOCUMENTS INDICATE THE OVERALL AREAS OF DEMOLITION WORK; HOWEVER, INCIDENTAL ASSOCIATED WORK MAY NOT BE SHOWN BUT MAY BE REQUIRED TO COMPLETE NEW WORK. CONTRACTOR IS TO INCLUDE ALL DEMOLITION WORK NECESSARY TO INSTALL THE SCOPE OF THE NEW WORK.


KEYNOTES

1. DISCONNECT AND REMOVE EXISTING LIGHT FIXTURES/AND CONTROLS IN THE AREAS GETTING DEMOLISHED. PULL THE CIRCUITS BACK TO THE SOURCE ALONG WITH CABLES AND CONDUITS AND IDENTIFY AS SPINE.

DEMOLITION SHEET NOTE:


REFER TO ARCHITECTURAL DEMOLITION PLANS FOR EXACT EXTENTS OF DEMOLITION FOR THIS PHASE. ANY AREAS AFFECTING ELECTRICAL SCOPE OF DEMOLITION WORK NEED TO BE INCLUDED IN THIS PHASE. COORDINATE DEMO WITH OTHER TRADES AND OWNER PRIOR TO START. THIS IS FOR ALL THE DEMOLITION WORK INCLUDING POWER AND LIGHTING FOR THIS PROJECT.

DEMOLITION LEGEND	
(E)	EXISTING TO REMAIN
(R)	EXISTING TO BE REMOVED
(RE)	EXISTING TO BE RELOCATED

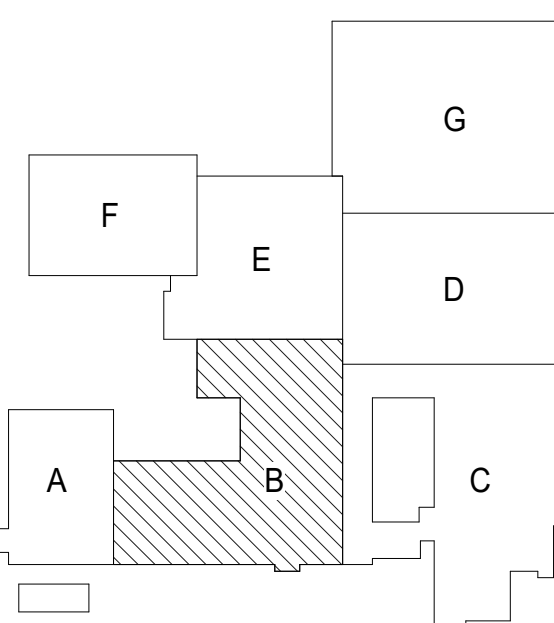


DISTRICT 99

COMMUNITY HIGH SCHOOL
DISTRICT 99



Wight & Company
wightco.com
2500 North Frontage Road
Darien, IL 60561
P 630.969.7000
F 630.969.7979



↑
NORTH

NOT FOR
CONSTRUCTION

A10.1 BID GROUP 10-ADDENDUM #1	12.30.2019
ISSUED FOR BID - BID GROUP 10	11.19.2019
ISSUED FOR 90% CD - PHASE C	11.01.2019
ISSUED FOR 75% CD - PHASE C	10.14.2019
ISSUED FOR 50% CD - PHASE C	10.02.2019
ISSUED FOR 25% CD - PHASE C	08.30.2019
REV	DATE

**MFP
IMPLEMENTATION -
NORTH**

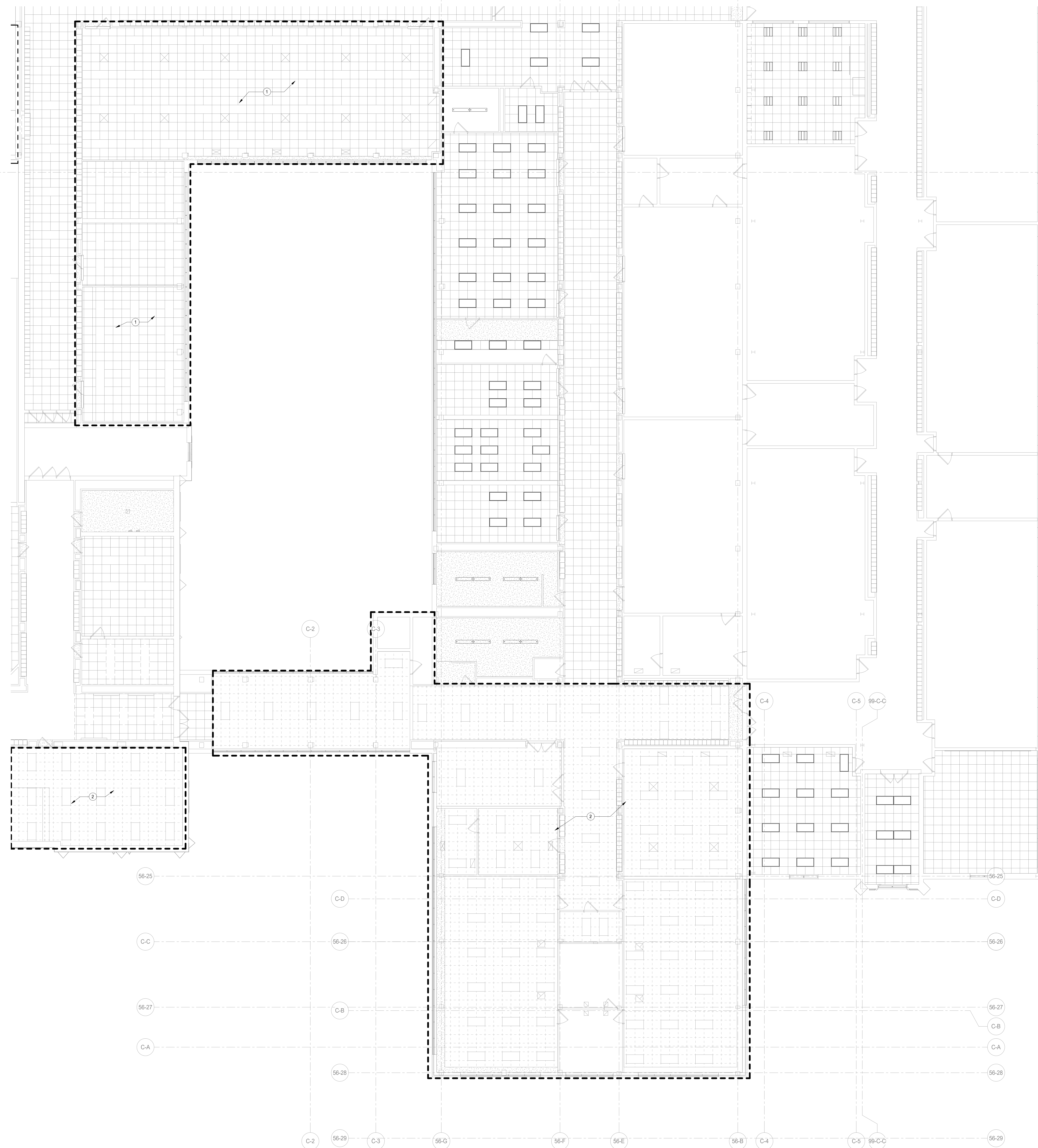
4436 MAIN STREET
DOWNERS GROVE, IL 60515

**LEVEL 3 ELECTRICAL
DEMOLITION LIGHTING
PLAN AREA B (PHASE C)**

Project Number:
5274-42
Drawn By:
Author
Sheet:

ED3.03B.c

10/20/2019 10:51 AM
C:\Users\jshah\Documents\10-6274-42_DCN_MEP-F2_2019_Central_jshah@wightco.com.rvt
Wight & Co. © Copyright 2019. All rights reserved. No part of these documents may be reproduced, stored, or transmitted in any form or by any means, electronic, mechanical, photocopying, recording or otherwise, without the prior written consent of Wight & Co.



GENERAL NOTES-DEMOLITION PLANS

1. THESE NOTES ARE APPLICABLE TO ALL DEMOLITION PLANS.
2. SEE ARCHITECTURAL DRAWINGS AND SPECIFICATIONS FOR PHASES OF CONSTRUCTION.
3. ALL INDICATED ELECTRICAL EQUIPMENT, FIXTURES, DEVICES AND RELATED CONDUIT AND WIRING TO BE REMOVED UNLESS NOTED OTHERWISE.
4. DEMOLITION OF THE ELECTRICAL SYSTEM AS NOTED ON THE DEMOLITION DRAWINGS SHALL BE COORDINATED WITH THE RENOVATION REQUIREMENTS TO DETERMINE THIS CONTRACTOR'S WORK.
5. IT IS THE INTENT OF THE ELECTRICAL DEMOLITION DRAWINGS TO INDICATE AREAS IN WHICH ELECTRICAL EQUIPMENT, CONDUIT, LIGHTING FIXTURES, DEVICES, ETC. NEED TO BE REMOVED, RELOCATED, OR MODIFIED BY THIS CONTRACTOR TO ALLOW FOR THE RESUME OF EXISTING CONDITIONS.
6. THE ELECTRICAL DEMOLITION PLAN IS FOR REFERENCE PURPOSES ONLY AND IT IS NOT INTENDED TO BE THE SOLE SOURCE OF EXISTING CONDITIONS.
7. THIS CONTRACTOR SHALL VISIT THE BUILDING, BEFORE SUBMITTING HIS BID, TO VERIFY THE EXISTING CONDITIONS WHICH WILL AFFECT HIS WORK.
8. THIS CONTRACTOR SHALL BE RESPONSIBLE FOR THE COMPLETE ELECTRICAL DEMOLITION REQUIRED TO ACCOMMODATE THE RENOVATION. REMOVE AS REQUIRED ALL LIGHTING FIXTURES, RECEPTACLES, EQUIPMENT, DEVICES, ETC. PULL OUT ALL UNUSED CONDUCTORS AND CABLES AND REMOVE ALL ABANDONED CONDUIT. ELECTRICALLY DISCONNECT AIR HANDLING UNITS, ELECTRIC WATER HEATERS, AND OTHER SUCH EQUIPMENT FOR REMOVAL BY OTHERS.
9. REFER TO MECHANICAL AND PLUMBING DEMOLITION DRAWINGS FOR ALL MECHANICAL EQUIPMENT THAT IS TO BE ELECTRICALLY DISCONNECTED OR REMOVED.
10. WHERE EXISTING CEILING LIGHTING TO BE REMOVED, OTHER CEILING MOUNTED ELECTRICAL DEVICES TO BE REMOVED AND REINSTALLED IN NEW CEILING WHERE AFFECTED BY NEW WORK.
11. DISCONNECT AND REMOVE ALL ELECTRICAL DEVICES IN WALLS TO BE DEMOLISHED. WALLS TO BE DEMOLISHED ARE SHOWN DASHED. DISCONNECT AND REMOVE ASSOCIATED CONDUIT AND WIRE BACK TO LAST REMAINING DEVICE. FURNISH AND INSTALL CONDUIT AND WIRE AS NECESSARY FOR CONTINUITY OF CIRCUITS TO ANY EXISTING DEVICES TO REMAIN. COORDINATE AND VERIFY REQUIREMENTS WITH NEW WORK IN AREA.
12. FURNISH AND INSTALL CONDUIT AND/OR COMMUNICATIONS DATA WIRING AS NECESSARY FOR CONTINUITY OF ANY WIRING ORIGINATING OUTSIDE THE DEMOLITION AREA THAT SERVES ANY COMMUNICATIONS DATA EQUIPMENT OR DEVICES TO REMAIN AFTER DEMOLITION. MODIFY OR REPLACE AS REQUIRED.
13. DISCONNECT AND REMOVE LIGHT SWITCHES IN DEMOLITION AREAS AS NECESSARY TO ACCOMMODATE NEW DOOR CONFIGURATIONS.
14. DISCONNECT AND REMOVE ANY EXISTING ELECTRICAL DEVICES AND BACK BOXES AS NECESSARY WHERE NEW WALL CONSTRUCTION WILL INTERSECT AN EXISTING WALL.
15. FURNISH AND INSTALL CONDUITS AND WIRES AS REQUIRED FOR CONTINUITY OF CIRCUITS.
16. FURNISH AND INSTALL BLANK COVER PLATES OVER ALL EXISTING UNUSED OPENINGS.
17. THE OWNER SHALL HAVE FULL SALVAGE RIGHTS OVER ANY ELECTRICAL DEVICES THAT ARE SCHEDULED TO BE DEMOLISHED. COORDINATE WITH OWNER REPRESENTATIVE. SELECTIVE SALVAGEABLE MATERIALS (SUCH AS GENERATOR, HEADEND EQUIPMENT, LIGHT FIXTURES, ETC.) SHALL BE TURNED OVER TO OWNER, DISPOSABLE AND AMONG OTHER GARBAGE MATERIALS SHALL BE REMOVED FROM SITE.
18. ALL EXISTING SECURITY EQUIPMENT SHOWN TO BE REMOVED SHALL BE REMOVED, PROTECTED FROM DAMAGE, AND TURNED OVER TO THE OWNER.
19. DEMOLITION CONSTRUCTION DOCUMENTS INDICATE THE OVERALL AREAS OF DEMOLITION WORK; HOWEVER, INCIDENTAL ASSOCIATED WORK MAY NOT BE SHOWN BUT MAY BE REQUIRED TO COMPLETE NEW WORK. CONTRACTORS TO INCLUDE ALL DEMOLITION WORK NECESSARY TO INSTALL THE SCOPE OF THE NEW WORK.

#	KEYNOTES	A10.1
1	DISCONNECT AND REMOVE EXISTING LIGHT FIXTURES AND CONTROLS. EXISTING NORMAL AND EMERGENCY BRANCHED CIRCUITS TO BE REUSED TO POWER NEW LIGHTS PER NEW PLANS. VERIFY EXACT LOCATION IN THE FIELD.	
2	DISCONNECT AND REMOVE EXISTING LIGHT FIXTURES AND CONTROLS. PULL THE CIRCUITS BACK TO THE SOURCE. ALONG WITH CABLES AND CONDUITS AND IDENTIFY AS SPARE.	

DEMOLITION SHEET NOTE:
REFER TO ARCHITECTURAL DEMOLITION PLANS FOR EXACT EXTENTS OF DEMOLITION FOR THIS PHASE. ANY AREAS AFFECTING ELECTRICAL SCOPE OF DEMOLITION WORK NEED TO BE INCLUDED IN THIS PHASE. COORDINATE DEMO WITH OTHER TRADES AND OWNER PRIOR TO START. THIS IS FOR ALL THE DEMOLITION WORK INCLUDING POWER AND LIGHTING FOR THIS PROJECT.

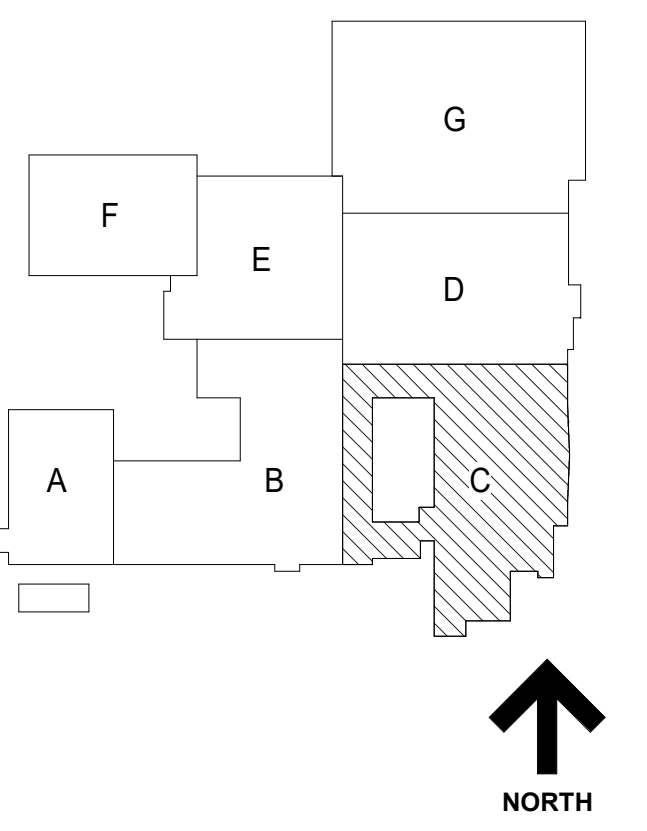
DEMOLITION LEGEND	
(E)	EXISTING TO REMAIN
(R)	EXISTING TO BE REMOVED
(RE)	EXISTING TO BE RELOCATED

DISTRICT 99

COMMUNITY HIGH SCHOOL
DISTRICT 99

Wight

Wight & Company
wightco.com
2500 North Frontage Road
Darien, IL 60561
P 630.969.7000
F 630.969.7979



NOT FOR CONSTRUCTION

A10.1	BID GROUP 10-ADDENDUM #1	12.30.2019
	ISSUED FOR BID - BID GROUP 10	11.19.2019
	ISSUED FOR 90% CD - PHASE C	11.01.2019
	ISSUED FOR 75% CD - PHASE C	10.14.2019
	ISSUED FOR 50% CD - PHASE C	10.02.2019
	ISSUED FOR 25% CD - PHASE C	08.30.2019
REV	ISSUE	DATE

MFP IMPLEMENTATION - NORTH

4436 MAIN STREET
DOWNERS GROVE, IL 60515


LEVEL 3 ELECTRICAL DEMOLITION LIGHTING PLAN AREA C (PHASE C)

Project Number:
5274-42
Drawn By:
Author
Sheet:

ED3.03C.c

10/20/2019 10:07 AM
C:\Users\jshah\Documents\10-6274-42_DOC\MFP-F1_2019_Central_jshah@wightco.com.rvt
Wight & Co. © Copyright 2019. All rights reserved. No part of these documents may be reproduced, stored, or transmitted in any form or by any means, electronic, mechanical, photocopying, recording, or otherwise, without the prior written consent of Wight & Co.

1 Demo LP-LEVEL 3-Phase C - AREA C
SCALE: 1/8" = 1'-0"



1 LEVEL 1 POWER PLAN AREA A
SCALE: 1/8" = 1'-0"

GENERAL NOTES

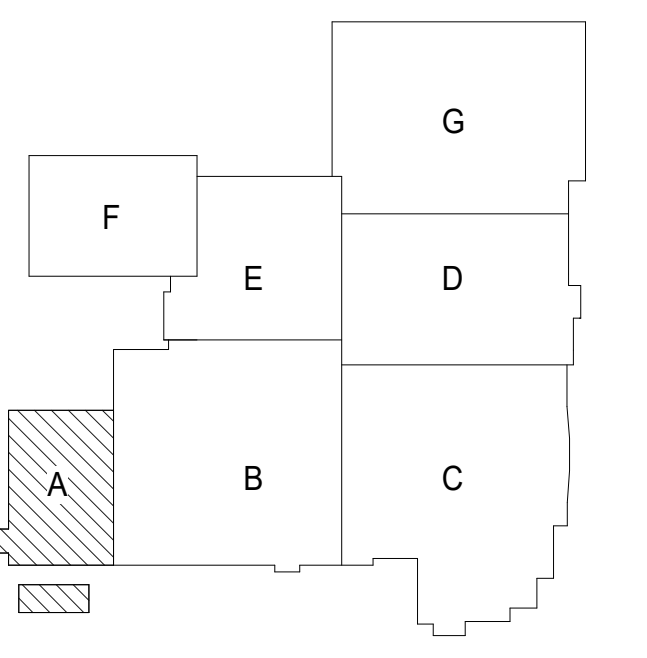
1. THESE NOTES ARE APPLICABLE TO ALL POWER PLANS.
2. THE MINIMUM WIRE SIZE SHALL BE #12 AWG EXCEPT FOR SHARED NEUTRAL CONDUCTORS WHICH THE MINIMUM SIZE SHALL BE #10 AWG. THE MINIMUM CONDUIT SIZE FOR HOMERUNS AND BRANCH FEEDS TO POWER OUTLETS SHALL BE 3/4" O.D. CONDUIT IS ACCEPTABLE FOR BRANCH WIRING TO END OF THE LINE RECEPTACLES ONLY.
3. ALL POWER BRANCH CIRCUITS SHALL TERMINATE AT 20A-1 POLE CIRCUIT BREAKERS IN PANELBOARDS INDICATED UNLESS NOTED OTHERWISE.
4. THE CONTRACTOR SHALL PROVIDE ALL PENETRATIONS, SLEEVES, AND SEALANT AS REQUIRED THROUGH PARTITIONS TO ACCOMMODATE THE FIRE ALARM, PAGING, SECURITY, AUDIOVISUAL, VOICE, AND DATA CABLING. ANY PENETRATIONS THROUGH WALLS AND FLOORS SHALL BE PROPERLY SEALED AND TREATED TO MAINTAIN THE FIRE STOPPING RATING OF THE WALLS, FLOORS, AND CEILING.
5. BACKDROPS ARE TO BE MOUNTED OFFSET, NOT BACK TO BACK.
6. CIRCUIT NUMBERS, WHERE SHOWN, ARE TO INDICATE QUANTITY OF CIRCUITS REQUIRED. VERIFY EXACT CIRCUIT NUMBER TO BE UTILIZED IN FIELD. CONTRACTOR SHALL PROVIDE ACTUAL CIRCUITING AS PART OF "AS BUILT" DRAWINGS.
7. UNLESS INDICATED OTHERWISE, ALL MATERIALS REQUIRED TO PROVIDE BRANCH CIRCUITS AND FEEDERS ARE TO BE NEW.
8. REFER TO MECHANICAL AND PLUMBING SHEETS FOR ADDITIONAL EQUIPMENT INFORMATION.
9. ANY ELECTRICAL DEVICES ON NEW WALLS SHALL BE FLUSH MOUNTED. NO WIREMOLDS ARE ACCEPTABLE ON NEW WALLS UNLESS NOTED OTHERWISE.
10. VERIFY RECEPTACLE LOCATIONS WITH ARCHITECTURAL FURNITURE LAYOUT TO ENSURE PROPER ACCESSIBILITY.
11. LOW VOLTAGE WIRING SHALL NOT BE ON TOP OF CEILING GRID SYSTEM. WIRING SHALL BE SUPPORTED AT INTERVALS NOT EXCEEDING 5 FEET BY UTILIZING J-HOOKS SUPPORTED BY STRUCTURAL MEMBERS. WIRING SHALL BE ROUTED PARALLEL OR PERPENDICULAR TO STRUCTURAL MEMBERS.
12. PROVIDE PULL BOXES BETWEEN PULL POINTS AS REQUIRED TO COMPLY WITH NEC 344.28 SUCH THAT THERE SHALL NOT BE MORE THAN THE EQUIVALENT OF FOUR QUARTER BENDS (90 DEGREE TOTAL) BETWEEN PULL POINTS.
13. SPECIAL ATTENTION SHALL BE PAID TO ALL CONDUIT ROUTING IN OPEN CEILING SPACE FOR AESTHETIC PURPOSES. ALL EXPOSED CONDUITS SHALL BE ROUTED PERPENDICULAR AND PARALLEL TO BUILDING LINES AND TIGHT TO CEILING/STRUCTURAL CORNERS. WHERE THIS IS NOT FEASIBLE, SUBMIT CONDUIT ROUTING PLAN TO ARCHITECT/ENGINEER FOR APPROVAL PRIOR TO INSTALLATION.
14. CONTRACTOR SHALL PROVIDE COMMON DISCONNECTING MEANS FOR BRANCH CIRCUITS UTILIZING SHARED NEUTRALS PER ARTICLE 210.4(B). HANDLE TIES ARE ACCEPTABLE WHEN BREAKERS ARE "SLASH RATED" FOR THE HIGHER SYSTEM VOLTAGE RATING OF THE SYSTEM. WHEN HANDLE TIES ARE NOT POSSIBLE DUE TO NON-ADJACENT BREAKERS, PROVIDE A DEDICATED NEUTRAL FOR EACH UNGROUNDED CONDUCTOR.
15. PROVIDE MANUAL MOTOR STARTER THERMAL OVERLOAD SWITCH AND 120V 20A CONTROL RELAY CONTACTOR TO CONTROL PUMP/FAN (VERIFY CONTROL VOLTAGE WITH BUILDING AUTOMATION SYSTEM CONTRACTOR).
16. PROVIDE AUXILIARY RELAY WIRING FOR INTERLOCKING OF HVAC CONTROLS AS REQUIRED. SEE MECHANICAL PLANS FOR ALL REQUIREMENTS. SEE MECHANICAL PLANS FOR ROUGH-IN LOCATION OF CONTROLS.

KEYNOTES

1. PROVIDE 120V SINGLE PHASE POWER CONNECTION TO THE HVAC CASSETTE UNIT FROM THE NEAREST 200/120V PANEL SERVING THE AREA. PROVIDE NEW 25AMP CIRCUIT BREAKER. VERIFY THE EXACT LOCATION OF THE PANEL IN THE FIELD.
2. PROVIDE 120V SINGLE PHASE POWER CONNECTION TO THE HVAC CABINET UNIT HEATER FROM THE NEAREST 200/120V PANEL SERVING THE AREA. PROVIDE NEW 25AMP CIRCUIT BREAKER. VERIFY THE EXACT LOCATION OF THE PANEL IN THE FIELD.
3. DISCONNECT EXISTING WINDOW AC AND FAN COIL UNIT ELECTRICALLY. PULL THE CIRCUITS ALONG WITH CABLES AND CONDUIT BACK TO THE SOURCE AND IDENTIFY AS SHASE.



Wight & Company
wightco.com
2500 North Frontage Road
Darien, IL 60561
P 630.969.7000
F 630.969.7979



**NOT FOR
CONSTRUCTION**

A10.1 BID GROUP 10-ADDENDUM #1 12.30.2019
REV ISSUE DATE

**MFP
IMPLEMENTATION -
NORTH**

4436 MAIN STREET
DOWNERS GROVE, IL 60515

**LEVEL 1 POWER PLAN
AREA A (PHASE C)**

Project Number:
5274-42
Drawn By:
Author:
Sheet:

E2.01A.c

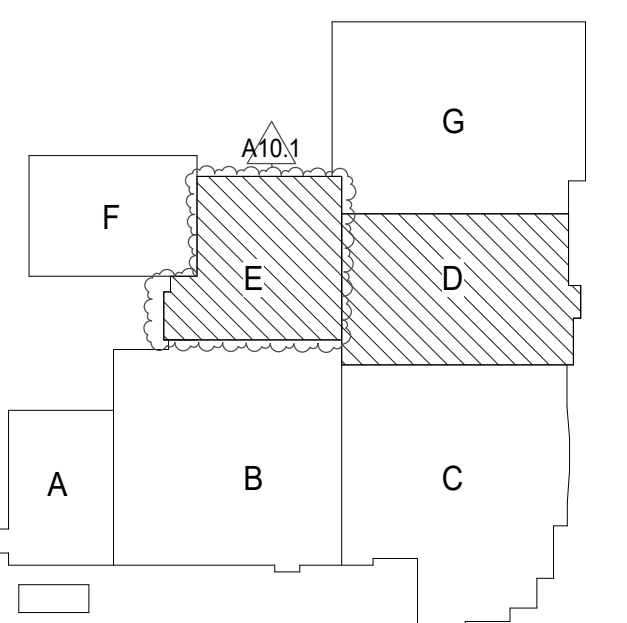
12/30/2019 10:08:00 AM
C:\Users\jshah\Documents\10-6274-42_DON_MEP-F2_2019_Central_jshah@wightco.com.rvt
Wight & Co. © Copyright 2019. All rights reserved. No part of these documents may be reproduced, stored, or transmitted in any form or by any means, electronic, mechanical, photocopying, recording or otherwise, without the prior written consent of Wight & Co.



COMMUNITY HIGH SCHOOL
DISTRICT 99

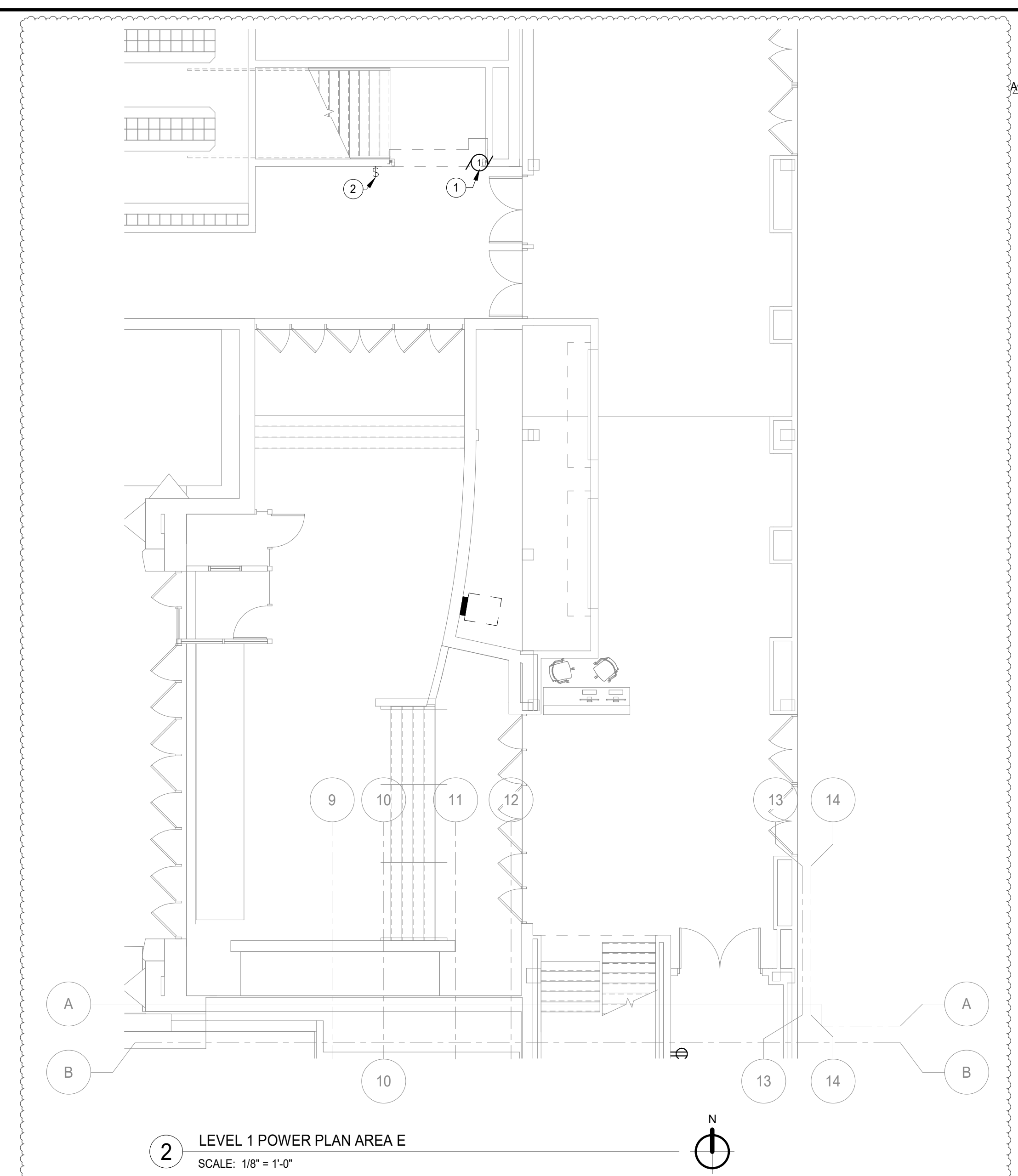


Wight & Company
wightco.com
2500 North Frontage Road
Danier, IL 60561
P 630.969.7000
F 630.969.7979

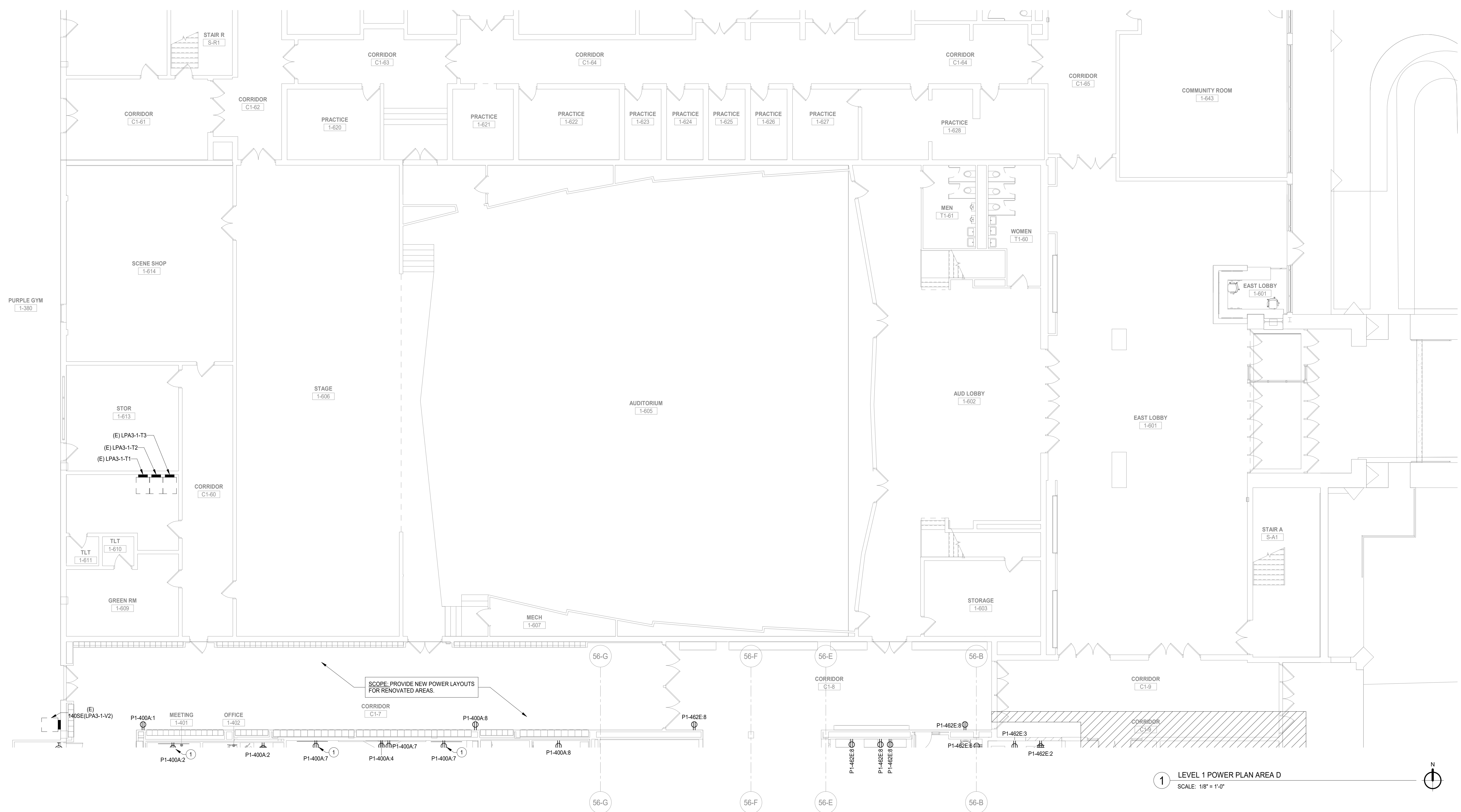


SYMBOL LEGEND		GENERAL NOTES
(N)	NEW	1. THESE NOTES ARE APPLICABLE TO ALL POWER PLANS. 2. THE MINIMUM WIRE SIZE SHALL BE #12 AWG EXCEPT FOR SHARED NEUTRAL CONDUCTORS WHICH THE MINIMUM SIZE SHALL BE #10 AWG. THE MINIMUM CONDUIT SIZE FOR HOMERUNS AND BRANCH FEEDS TO POWER OUTLETS SHALL BE 3/4" 1/2" CONDUIT IS ACCEPTABLE FOR BRANCH WIRING TO END OF THE LINE OR AT PANELS ONLY. 3. ALL POWER BRANCH CIRCUITS SHALL TERMINATE AT 20A/1-POLE CIRCUIT BREAKERS IN PANELBOARD UNLESS NOTED OTHERWISE. 4. THE CONTRACTOR SHALL PROVIDE ALL PENETRATIONS, SLEEVES, AND SEALANT AS REQUIRED THROUGH PARTITIONS TO ACCOMMODATE THE FIRE ALARM, PAGING, SECURITY, AUDIOVISUAL, VOICE, AND DATA CABLEING. ANY PENETRATIONS THROUGH WALLS AND FLOORS SHALL BE PROPERLY SEALED AND TREATED TO MAINTAIN THE FIRE STOPPING RATING OF THE WALLS, FLOORS, AND CEILINGS. 5. BACKBOXES ARE TO BE MOUNTED OFFSET, NOT BACK TO BACK. 6. CIRCUIT NUMBERS, WHERE SHOWN, ARE TO INDICATE QUANTITY OF CIRCUITS REQUIRED. VERIFY EXACT CIRCUIT NUMBERS TO BE UTILIZED IN FIELD. CONTRACTOR SHALL PROVIDE ACTUAL CIRCUITING AS PART OF "AS BUILT" DRAWINGS. 7. UNLESS INDICATED OTHERWISE, ALL MATERIALS REQUIRED TO PROVIDE BRANCH CIRCUITS AND FEEDERS ARE TO BE NEW. 8. REFER TO MECHANICAL AND PLUMBING SHEETS FOR ADDITIONAL EQUIPMENT INFORMATION. 9. ANY ELECTRICAL DEVICES ON NEW WALLS SHALL BE FLUSH MOUNTED. NO WIREMOLDS ARE ACCEPTABLE ON NEW WALLS UNLESS NOTED OTHERWISE. 10. VERIFY RECEPTACLE LOCATIONS WITH ARCHITECTURAL FURNITURE LAYOUT TO ENSURE PROPER ACCESSIBILITY. 11. LOW VOLTAGE WIRING SHALL NOT BE ON TOP OF CEILING GRID SYSTEM. WIRING SHALL BE SUPPORTED AT INTERVALS NOT EXCEEDING 5 FEET BY UTILIZING J-HOOKS SUPPORTED BY STRUCTURAL MEMBERS. WIRING SHALL BE ROUTED PARALLEL OR PERPENDICULAR TO STRUCTURAL MEMBERS. 12. PROVIDE PULL BOX(ES) BETWEEN PULL POINTS AS REQUIRED TO COMPLY WITH NEC 304.26 SUCH THAT THERE SHALL NOT BE MORE THAN THE EQUIVALENT OF FOUR QUARTER BENDS (90 DEGREE TOTAL) BETWEEN PULL POINTS. 13. SPECIAL ATTENTION SHALL BE PAID TO ALL CONDUIT ROUTING IN OPEN CEILING SPACE FOR AESTHETIC PURPOSES. ALL EXPOSED CONDUITS SHALL BE ROUTED PERPENDICULAR AND PARALLEL TO BUILDING LINES AND TIGHT TO CEILING/STRUCTURAL CORNERS. WHERE THIS IS NOT FEASIBLE, SUBMIT CONSULT ROUTING PLAN TO ARCHITECT/ENGINEERS FOR APPROVAL PRIOR TO INSTALLATION. 14. CONTRACTOR SHALL PROVIDE COMMON DISCONNECTING MEANS FOR BRANCH CIRCUITS UTILIZING SHARED NEUTRALS PER ARTICLE 210.4(B). HANDLE TIES ARE ACCEPTABLE WHEN BREAKERS ARE "SLASH RATED" FOR THE HIGHER SYSTEM VOLTAGE RATING OF THE SYSTEM. WHEN HANDLE TIES ARE NOT POSSIBLE DUE TO NON-ADJACENT BREAKERS, PROVIDE A DEDICATED NEUTRAL FOR EACH UNGROUNDED CONDUCTOR. 15. PROVIDE MANUAL MOTOR STARTER THERMAL OVERLOAD SWITCH AND 120V 20A CONTROL RELAY CONTACTOR TO CONTROL PUMPFAN (VERIFY CONTROL VOLTAGE WITH BUILDING AUTOMATION SYSTEM CONTRACTOR). 16. PROVIDE AUXILIARY RELAY SIGNALS FOR INTERFACING OF HVAC CONTROLS AS REQUIRED. SEE MECHANICAL PLANS FOR ALL REQUIREMENTS. SEE MECHANICAL PLANS FOR ROUGH-IN LOCATION OF CONTROLS.
(E)	EXISTING TO REMAIN	
(R)	EXISTING TO BE REMOVED	
(RE)	EXISTING TO BE RELOCATED	

KEYNOTES	
#	1. PROVIDE 120V SINGLE PHASE POWER CONNECTION TO THE CEILING DOOR FROM THE NEAREST 200/120V EMERGENCY PANEL SERVING THE AREA. PROVIDE NEW 40 AMP CIRCUIT BREAKER. VERIFY THE EXACT LOCATION OF THE PANEL IN THE FIELD. REFER TO MANUFACTURER SPECIFICATIONS FOR EXACT REQUIREMENTS OF POWER CONNECTION PRIOR TO START. 2. CONTROL SWITCH FOR THE CEILING DOOR. COORDINATE THE EXACT LOCATION OF THE SWITCH IN THE FIELD WITH THE ARCHITECT AND THE OWNER PRIOR TO INSTALL.



2 LEVEL 1 POWER PLAN AREA E
SCALE: 1/8" = 1'-0"



1 LEVEL 1 POWER PLAN AREA D
SCALE: 1/8" = 1'-0"

NOT FOR CONSTRUCTION

A10.1 BID GROUP 10-ADDENDUM #1	12.30.2019
ISSUED FOR BID - BID GROUP 10	11.19.2019
ISSUED FOR 90% CD - PHASE C	11.01.2019
ISSUED FOR 75% CD - PHASE C	10.14.2019
ISSUED FOR 50% CD - PHASE C	10.02.2019
ISSUED FOR 25% CD - PHASE C	08.30.2019
REV	DATE

MFP IMPLEMENTATION - NORTH

4436 MAIN STREET
DOWNERS GROVE, IL 60515

LEVEL 1 POWER PLAN AREA D (PHASE C)

Project Number:
5274-42
Drawn By:
Author:
Sheet:

E2.01D.c

10/20/2019 10:07 AM
C:\Users\jshah\Documents\10-0274-42_DOC\MFP-F2_2019_Central_jshah@wightco.com.rvt
Wight & Co. © Copyright 2019. All rights reserved. No part of these documents may be reproduced, stored, or transmitted in any form or by any means, electronic, mechanical, photocopying, recording, or otherwise, without the prior written consent of Wight & Co.

10/20/2018 10:08:09 AM
 C:\Users\jshah\Documents\10-0274-02_DCN_MEP-F2_2018_Central_Jshah\wightco.com\1
 Wight & Co. © Copyright 2018. All rights reserved. No part of these documents may be reproduced, stored, or transmitted in any form or by any means, electronic, mechanical, photocopying, recording, or otherwise, without the prior written consent of Wight & Co.



- GENERAL NOTES**
1. THESE NOTES ARE APPLICABLE TO ALL POWER PLANS.
 2. THE MINIMUM WIRE SIZE SHALL BE #12 AWG EXCEPT FOR SHARED NEUTRAL CONDUCTORS WHICH THE MINIMUM SIZE SHALL BE #10 AWG. THE MINIMUM CONDUIT SIZE FOR HOMERUNS AND BRANCH FEEDS TO POWER OUTLETS SHALL BE 3/4" CONDUIT IS ACCEPTABLE FOR BRANCH WIRING TO END OF THE LINE RECEPTACLES.
 3. ALL POWER BRANCH CIRCUITS SHALL TERMINATE AT 20A-1POLE CIRCUIT BREAKERS IN PANELBOARD INDICATED UNLESS NOTED OTHERWISE.
 4. THE CONTRACTOR SHALL PROVIDE ALL PENETRATIONS, SLEEVES, AND SEALANT AS REQUIRED THROUGH PARTITIONS TO ACCOMMODATE THE FIRE ALARM, PAGING, SECURITY, AUDIOVISUAL, VOICE, AND DATA CABLING. ANY PENETRATIONS THROUGH WALLS AND FLOORS SHALL BE PROPERLY SEALED AND TREATED TO MAINTAIN THE FIRE STOPPING RATING OF THE WALLS, FLOORS, AND CEILINGS.
 5. BACKBOXES ARE TO BE MOUNTED OFFSET, NOT BACK TO BACK.
 6. CIRCUIT NUMBERS, WHERE SHOWN, ARE TO INDICATE QUANTITY OF CIRCUITS REQUIRED. VERIFY EXACT CIRCUIT NUMBER UTILIZED IN FIELD. CONTRACTOR SHALL PROVIDE ACTUAL CIRCUITING AS PART OF "AS BUILT" DRAWINGS.
 7. UNLESS INDICATED OTHERWISE, ALL MATERIALS REQUIRED TO PROVIDE BRANCH CIRCUITS AND FEEDERS ARE TO BE NEW.
 8. REFER TO MECHANICAL AND PLUMBING SHEETS FOR ADDITIONAL EQUIPMENT INFORMATION.
 9. ANY ELECTRICAL DEVICES ON NEW WALLS SHALL BE FLUSH MOUNTED. NO WIREMOLDS ARE ACCEPTABLE ON NEW WALLS UNLESS NOTED OTHERWISE.
 10. VERIFY RECEPTACLE LOCATIONS WITH ARCHITECTURAL FURNITURE LAYOUT TO ENSURE PROPER ACCESSIBILITY.
 11. LOW VOLTAGE WIRING SHALL NOT LIE ON TOP OF CEILING GRID SYSTEM. WIRING SHALL BE SUPPORTED AT INTERVALS NOT EXCEEDING 3 FEET BY UTILIZING J-HOOKS SUPPORTED BY STRUCTURAL MEMBERS. WIRING SHALL BE ROUTED PARALLEL TO PERPENDICULAR TO BUILDING LINES AND TIGHT TO CEILING STRUCTURAL CORNERS WHERE THIS IS NOT FEASIBLE. SUBMIT CONDUIT ROUTING PLAN TO ARCHITECT/ENGINEER FOR APPROVAL PRIOR TO INSTALLATION.
 12. PROVIDE PULL BOXES BETWEEN PULL POINTS AS REQUIRED TO COMPLY WITH NEC 34.2.8 SUCH THAT THERE SHALL NOT BE MORE THAN THE EQUIVALENT OF FOUR QUARTER BENDS (90 DEGREE TOTAL) BETWEEN PULL POINTS.
 13. SPECIAL ATTENTION SHALL BE PAID TO ALL CONDUIT ROUTING IN OPEN CEILING SPACE FOR AESTHETIC PURPOSES. ALL EXPOSED CONDUITS SHALL BE ROUTED PERPENDICULAR AND PARALLEL TO BUILDING LINES AND TIGHT TO CEILING STRUCTURAL CORNERS WHERE THIS IS NOT FEASIBLE. SUBMIT CONDUIT ROUTING PLAN TO ARCHITECT/ENGINEER FOR APPROVAL PRIOR TO INSTALLATION.
 14. CONTRACTOR SHALL PROVIDE COMMON DISCONNECTING MEANS FOR BRANCH CIRCUITS UTILIZING SHARED NEUTRALS PER ARTICLE 210.4(B). HANDLE TIES ARE ACCEPTABLE WHEN BREAKERS ARE "SLASH RATED" FOR THE HIGHER SYSTEM VOLTAGE RATING OF THE SYSTEM WHEN HANDLE TIES ARE NOT POSSIBLE DUE TO NON-ADJACENT BREAKERS. PROVIDE A DEDICATED NEUTRAL FOR EACH UNGROUNDED CONDUCTOR.
 15. PROVIDE MANUAL MOTOR STARTER THERMAL OVERLOAD SWITCH AND 120V 20A CONTROL RELAY CONTRACTOR TO CONTROL PUMP/FAN (VERIFY CONTROL VOLTAGE WITH BUILDING AUTOMATION SYSTEM CONTRACTOR).
 16. PROVIDE AUXILIARY RELAY WARD FOR INTERFACING OF HVAC CONTROLS AS REQUIRED. SEE MECHANICAL PLANS FOR ALL REQUIREMENTS. SEE MECHANICAL PLANS FOR ROUGH-IN LOCATION OF CONTROLS.
- KEYNOTES**
1. CONTROL SWITCH FOR THE WINDOW ROLLER SHADES.
 2. POWER FOR TV SCREEN, REFER TO LOW VOLTAGE DRAWINGS FOR MORE DETAILS.
 3. PROVIDE NEW PANEL, RECESSED PANEL WITH SAME NAME TAG AS EXISTING. RECONNECT EXISTING BRANCHED CIRCUITS INTERCEPT AND EXTEND CABLES AS CONDUITS AS REQUIRED. RECONNECT THE EXISTING FEED, INTERCEPT AND EXTEND EXISTING CABLES AND CONDUITS AS REQUIRED. CONTRACTOR TO VERIFY IN THE FIELD.
 4. POWER FOR HVAC EQUIPMENT. REFER TO HVAC DRAWINGS FOR EXACT LOCATION AND POWER REQUIREMENTS.
 5. POWER FOR PRINTER, REFER TO ARCHITECTURAL DRAWINGS AND ELEVATIONS FOR EXACT LOCATION.
 6. POWER FOR IDF CABINET. REFER TO TECHNOLOGY DRAWINGS FOR MORE DETAILS.
 7. REFER TO TECHNOLOGY DRAWINGS FOR DETAILS FOR PROVISION OF EMT SLEEVES FOR ROOM PENETRATION.
 8. PROVIDE LEGRAND WIREMOLD EVOLUTION SERIES 6" POKE THRU FLOOR BOX WITH (2) DUPLEX RECEPTACLES AND (2) PROVISIONS FOR DATA DEVICES. REFER TO LOW VOLTAGE DRAWINGS FOR MORE DETAILS.
 9. CONTROL SWITCH FOR EXHAUST FAN (EFA) 1-POLE TOGGLE SWITCH WITH LED INDICATING LIGHT AND ENGRAVED NAME PLATE. REFER TO HVAC DRAWINGS FOR MORE DETAILS.
 10. APPROXIMATE NEW LOCATION OF THE COPIER MACHINE. INTERCEPT AND EXTEND EXISTING POWER ALONG WITH CABLES AND CONDUIT TO THE NEW LOCATION.

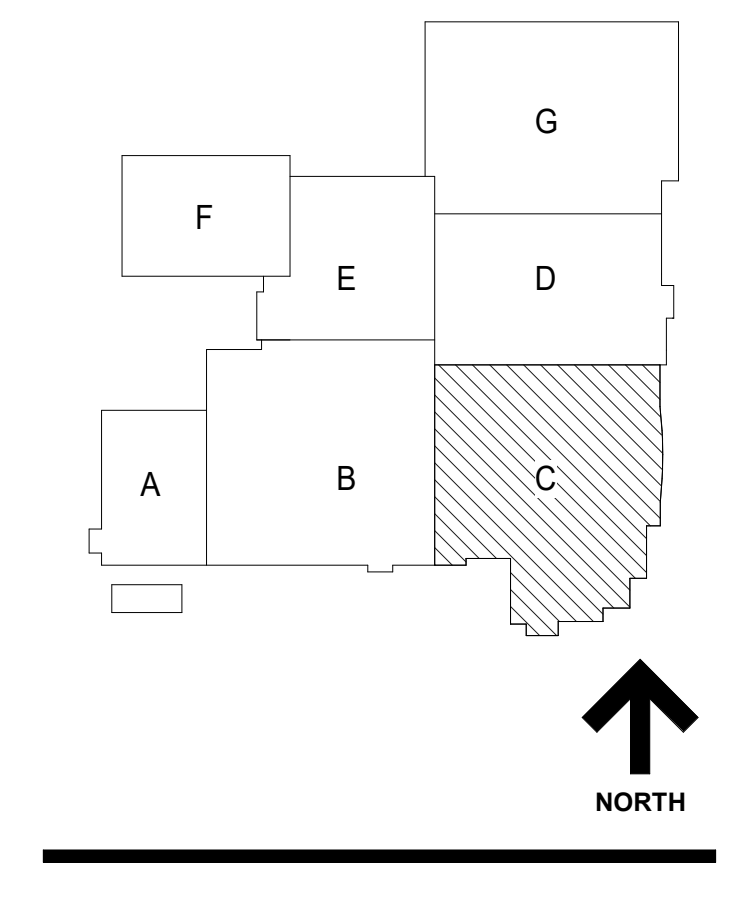
SYMBOL LEGEND

(N)	NEW
(E)	EXISTING TO REMAIN
(R)	EXISTING TO BE REMOVED
(RE)	EXISTING TO BE RELOCATED



Wight

Wight & Company
wightco.com
2500 North Frontage Road
Danier, IL 60661
P 630.969.7000
F 630.969.7979



**NOT FOR
CONSTRUCTION**

A10.1 BID GROUP 10-ADDENDUM #1 12.30.2019
 ISSUED FOR BID - BID GROUP 10 11.19.2019
 ISSUED FOR 50% CD - PHASE C 11.01.2019
 ISSUED FOR 75% CD - PHASE C 10.14.2019
 ISSUED FOR 50% CD - PHASE C 10.02.2019
 ISSUED FOR 25% CD - PHASE C 08.30.2019
 REV DATE

**MFP
IMPLEMENTATION -
NORTH**

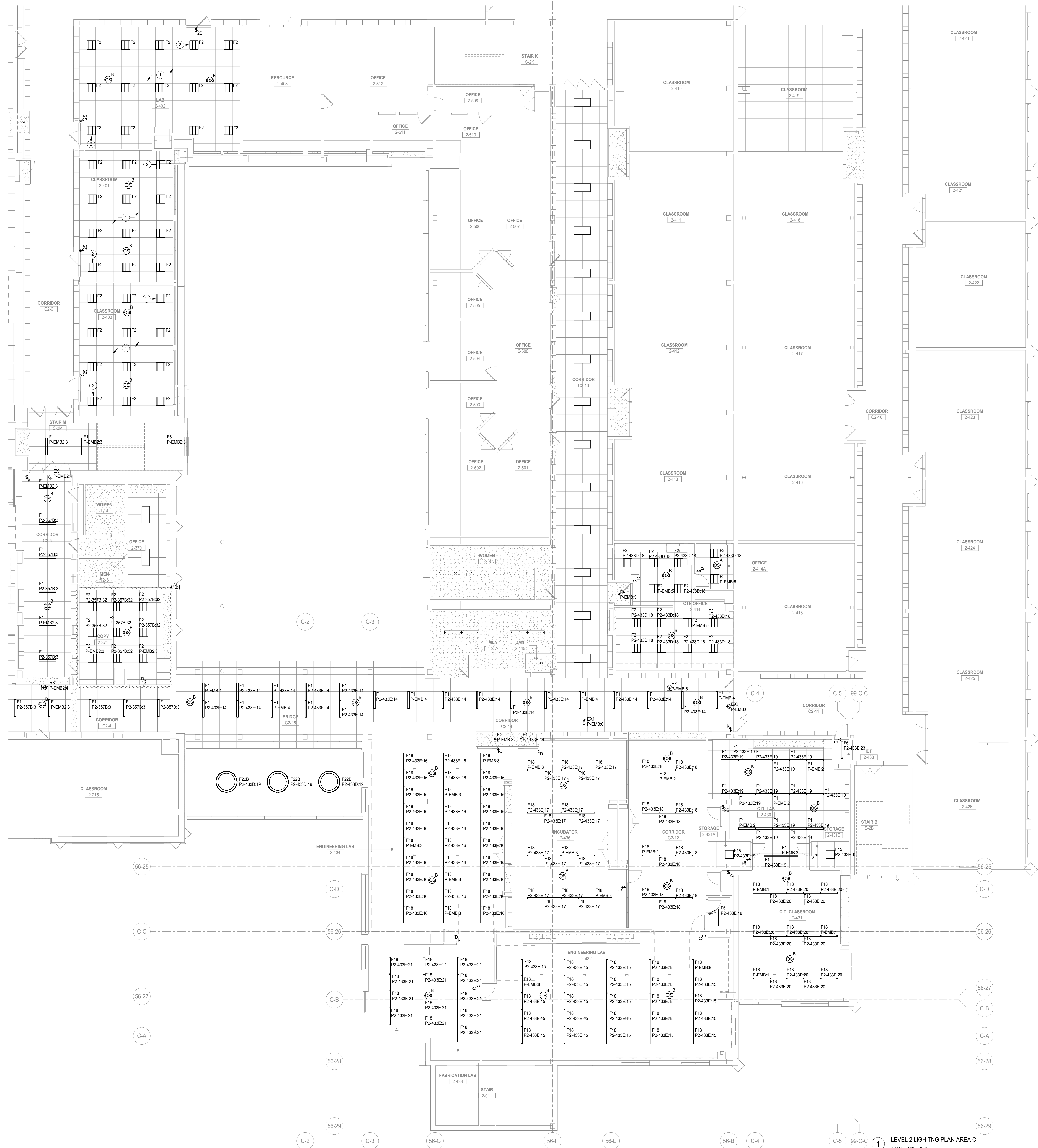
4436 MAIN STREET
DOWNERS GROVE, IL 60515

**LEVEL 2 POWER PLAN
AREA C (PHASE C)**

Project Number:
5274-42
Drawn By:
Author
Sheet:

E2.02C.c

1 LEVEL 2 POWER PLAN AREA C
SCALE: 1/8" = 1'-0"



GENERAL NOTES

- THESE NOTES ARE APPLICABLE TO ALL LIGHTING PLANS.
- THE MINIMUM WIRE SIZE SHALL BE #12 AWG EXCEPT FOR SHARED NEUTRAL CONDUCTORS WHICH THE MINIMUM SIZE SHALL BE #10 AWG. THE MINIMUM CONDUIT SIZE FOR HOMERUNS SHALL BE 3/4".
- ALL LIGHTING BRANCH CIRCUITS SHALL TERMINATE AT 200V POLE CIRCUIT BREAKERS IN PANELBOARD INDICATED UNLESS NOTED OTHERWISE.
- PROVIDE LOCK ON CIRCUIT BREAKER DEVICES FOR ALL EMERGENCY LIGHTING & EXIT SIGN BRANCH CIRCUITS.
- REFER TO ARCHITECTURAL REFLECTED CEILING PLANS FOR EXACT LUMINAIRE LOCATIONS.
- ALL LUMINAIRES SHOWN HALF SHADED SHALL BE WIRED (NON-SWITCHED CIRCUIT) DIRECTLY TO THE EMERGENCY PANEL. PROVIDE DEDICATED NEUTRAL CONDUCTOR TO EACH BRANCH CIRCUIT TO THE EMERGENCY PANEL CIRCUIT NUMBER(S) WHERE SHOWN. ARE TO INDICATE QUANTITY OF CIRCUITS REQUIRED. VERIFY EXACT CIRCUIT NUMBER(S) TO BE UTILIZED IN FIELD. CONTRACTOR SHALL PROVIDE ACTUAL CIRCUITING AS PART OF "AS BUILT" DRAWINGS.
- EMERGENCY BATTERY PACKS SHOWN ARE TO BE CONNECTED TO THE NEAREST LIGHTING BRANCH CIRCUIT AHEAD OF LOCAL SWITCH UNLESS NOTED OTHERWISE.
- ALL LAY-IN LUMINAIRES SHALL BE INDEPENDENTLY SUPPORTED AT OPPOSITE CORNERS TO A STRUCTURAL MEMBER.
- PROVIDE PULL BOXES BETWEEN PULL POINTS AS REQUIRED TO COMPLY WITH NEC 314.26 SUCH THAT THERE SHALL NOT BE MORE THAN THE EQUIVALENT OF FOUR QUARTER BENDS (90 DEGREE TOTAL) BETWEEN PULL POINTS.
- PROVIDE SEPARATE NEUTRAL FOR ALL DIMMED CIRCUITS.
- CONTRACTOR SHALL PROVIDE COMMON DISCONNECTING MEANS FOR BRANCH CIRCUITS UTILIZING SHARED NEUTRALS PER ARTICLE 210.4(B). HANDLE TIES ARE ACCEPTABLE WHEN BREAKERS ARE "SLASH RATED" FOR THE HIGHER SYSTEM VOLTAGE RATING OF THE SYSTEM. WHEN HANDLE TIES ARE NOT POSSIBLE DUE TO NON ADJACENT BREAKERS, PROVIDE A DEDICATED NEUTRAL FOR EACH UNGROUNDED CONDUCTOR.
- SEE DETAILS SHEET FOR LIGHT FIXTURE SCHEDULE AND LIGHTING CONTROL LEGENDS.

KEYNOTES

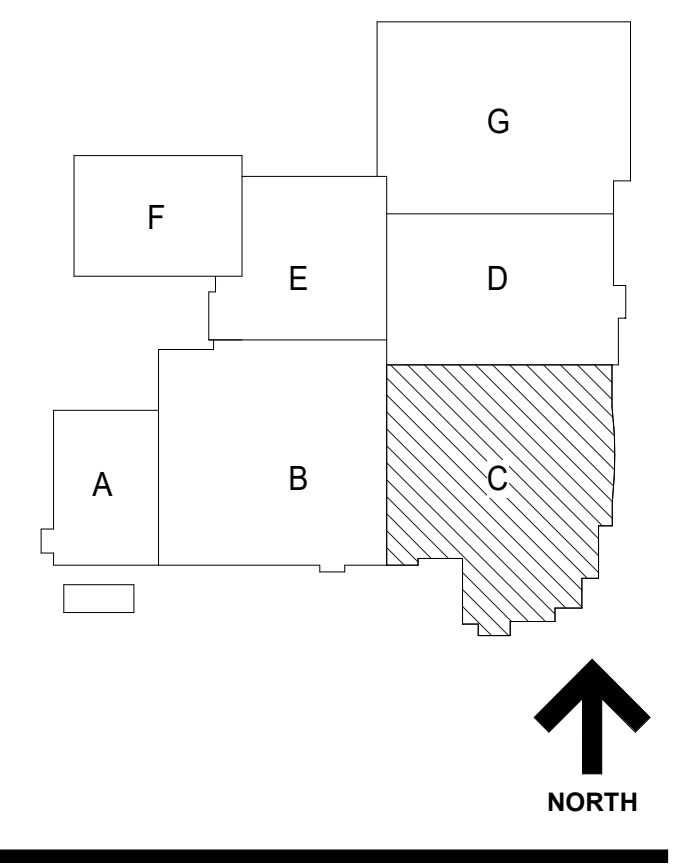
- CONNECT THE NEW LIGHTS TO EXISTING LIGHTING BRANCHED CIRCUITS SERVING THE AREA INTERCEPT AND EXTEND EXISTING CABLES AND CONDUIT AS REQUIRED.
- CONNECT THE NEW LIGHT FIXTURE TO THE EXISTING EMERGENCY LIGHTING CIRCUIT SERVING THE AREA, INTERCEPT AND EXTEND EXISTING CABLES AND CONDUIT AS REQUIRED.

DISTRICT 99

COMMUNITY HIGH SCHOOL DISTRICT 99

Wight

Wight & Company
wightco.com
2500 North Frontage Road
Darien, IL 60561
P 630.969.7000
F 630.969.7979



NOT FOR CONSTRUCTION

A10.1 BID GROUP 10-ADDENDUM #1	12.30.2019
ISSUED FOR BID - BID GROUP 10	11.19.2019
ISSUED FOR 90% CD - PHASE C	11.01.2019
ISSUED FOR 75% CD - PHASE C	10.14.2019
ISSUED FOR 50% CD - PHASE C	10.02.2019
ISSUED FOR 25% CD - PHASE C	08.30.2019
REV	DATE

MFP IMPLEMENTATION - NORTH

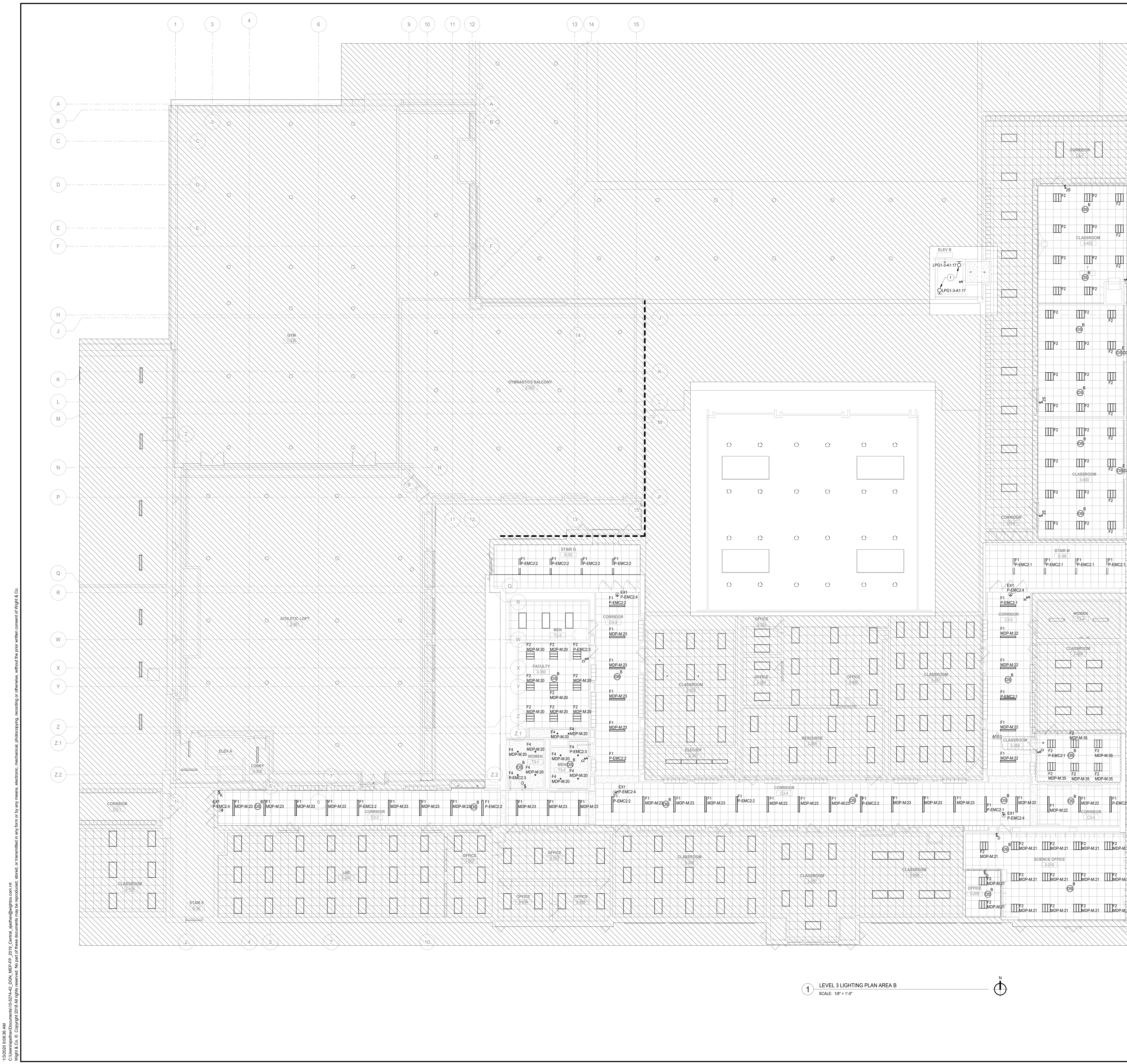
4436 MAIN STREET
DOWNERS GROVE, IL 60515

LEVEL 2 LIGHTING PLAN AREA C (PHASE C)

Project Number:
5274-42
Drawn By:
Author
Sheet:
E3.02C.c

10/20/2019 10:29 AM
C:\Users\jshah\Documents\10-0274-42_DOC\MFP-F2_2019_Central_jshah@wightco.com.rvt
Wight & Co. © Copyright 2019. All rights reserved. No part of these documents may be reproduced, stored, or transmitted in any form or by any means, electronic, mechanical, photocopying, recording or otherwise, without the prior written consent of Wight & Co.

LEVEL 2 LIGHTING PLAN AREA C
SCALE: 1/8" = 1'-0"



1
3
4
6
9
10
11
12
13
14
15

A
B
C
D
E
F
H
J
K
L
M
N
P
Q
R
W
X
Y
Z
Z.1
Z.2

GENERAL NOTES

- THESE NOTES ARE APPLICABLE TO ALL LIGHTING PLANS.
- THE MINIMUM WIRE SIZE SHALL BE #12 AWG EXCEPT FOR SHARED NEUTRAL CONDUCTORS WHICH THE MINIMUM SIZE SHALL BE #10 AWG. THE MINIMUM CONDUIT SIZE FOR HOMERUNS SHALL BE 3/4".
- ALL LIGHTING BRANCH CIRCUITS SHALL TERMINATE AT 20A-POLE CIRCUIT BREAKERS IN PANELBOARD INDICATED UNLESS NOTED OTHERWISE.
- PROVIDE LOCK ON CIRCUIT BREAKER DEVICES FOR ALL EMERGENCY LIGHTING & EXIT SIGN BRANCH CIRCUITS.
- REFER TO ARCHITECTURAL REFLECTED CEILING PLANS FOR EXACT LUMINAIRE LOCATIONS.
- ALL LUMINAIRES SHOWN HALF SHADED SHALL BE WIRED (NON-SWITCHED CIRCUIT) DIRECTLY TO THE EMERGENCY PANEL. PROVIDE DEDICATED NEUTRAL CONDUCTOR TO EACH BRANCH CIRCUIT TO THE EMERGENCY PANEL. CIRCUIT NUMBERS, WHERE SHOWN, ARE TO INDICATE QUANTITY OF CIRCUITS REQUIRED. VERIFY EXACT CIRCUIT NUMBERS TO BE UTILIZED IN FIELD. CONTRACTOR SHALL PROVIDE ACTUAL CIRCUITING AS PART OF "AS BUILT" DRAWINGS.
- EMERGENCY BATTERY PACKS SHOWN ARE TO BE CONNECTED TO THE NEAREST LIGHTING BRANCH CIRCUIT AHEAD OF LOCAL SWITCH UNLESS NOTED OTHERWISE.
- ALL LUMINAIRE SHALL BE INDEPENDENTLY SUPPORTED AT OPPOSITE CORNERS TO A STRUCTURAL MEMBER.
- PROVIDE PULL BOXES BETWEEN PULL POINTS AS REQUIRED TO COMPLY WITH NEC 344.26 SUCH THAT THERE SHALL NOT BE MORE THAN THE EQUIVALENT OF FOUR QUARTER BENDS (90 DEGREE TOTAL) BETWEEN PULL POINTS.
- PROVIDE SEPARATE NEUTRAL FOR ALL DIMMED CIRCUITS.
- CONTRACTOR SHALL PROVIDE COMMON DISCONNECTING MEANS FOR BRANCH CIRCUITS UTILIZING SHARED NEUTRALS PER ARTICLE 210.4(B). HANDLE TIES ARE ACCEPTABLE WHEN BREAKERS ARE SLASH RATED FOR THE HIGHER SYSTEM VOLTAGE RATING OF THE SYSTEM. WHEN HANDLE TIES ARE NOT POSSIBLE DUE TO NON ADJACENT BREAKERS, PROVIDE A DEDICATED NEUTRAL FOR EACH UNGROUNDED CONDUCTOR.
- SEE DETAILS SHEET FOR LIGHT FIXTURE SCHEDULE AND LIGHTING CONTROL LEGENDS.

KEYNOTES

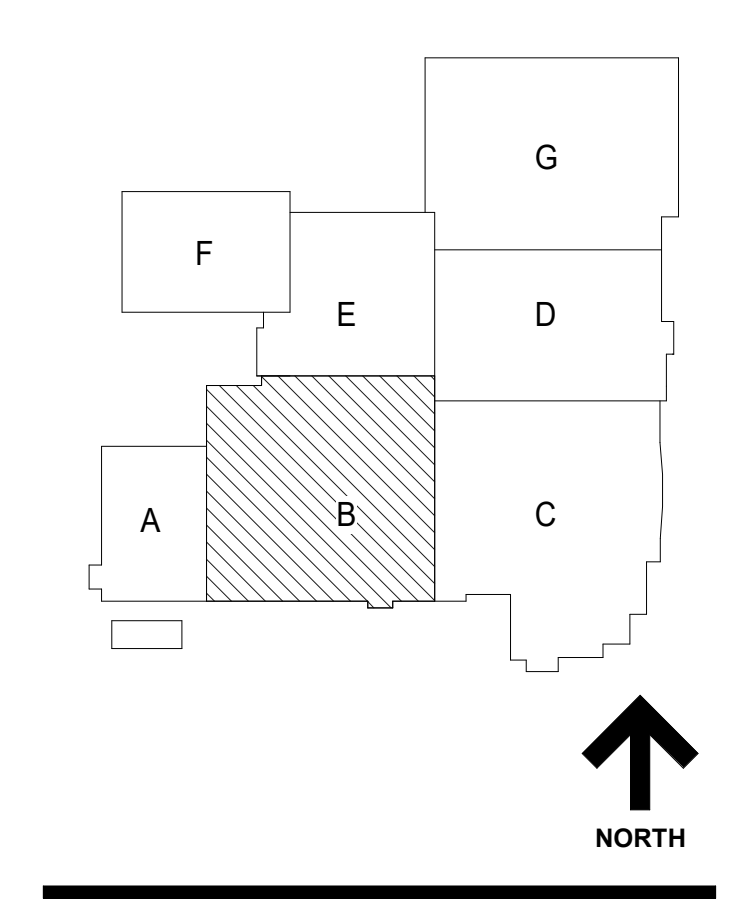
- PROVIDE QLTVM-400K-4VOLT GREY UTHONA FIXTURE IN THE SHAFT AND NEAR THE ELEVATOR MACHINERY WITH CONTROL SWITCH NEAR THE LADDER AND DOOR. PROVIDE 120V-1 PHASE CIRCUIT.

DISTRICT 99

COMMUNITY HIGH SCHOOL DISTRICT 99

Wight

Wight & Company
wightco.com
2500 North Frontage Road
Darien, IL 60561
P 630.969.7000
F 630.969.7979



NOT FOR CONSTRUCTION

A10.1 BID GROUP 10-ADDENDUM #1 12.30.2019
ISSUED FOR BID - BID GROUP 10 11.19.2019
ISSUED FOR 90% CD - PHASE C 11.01.2019
ISSUED FOR 75% CD - PHASE C 10.14.2019
ISSUED FOR 50% CD - PHASE C 10.02.2019
ISSUED FOR 25% CD - PHASE C 08.30.2019
REV ISSUE DATE

MFP IMPLEMENTATION - NORTH

4436 MAIN STREET
DOWNERS GROVE, IL 60515

LEVEL 3 LIGHTING PLAN AREA B (PHASE C)

Project Number:
5274-42
Drawn By:
Author
Sheet:
E3.03B.c

1 LEVEL 3 LIGHTING PLAN AREA B
SCALE: 1/8" = 1'-0"

10/20/2019 10:58 AM
C:\Users\jshahar\Documents\10-6274-42_DGN_MFP-F3_2019_Central_jshahar@wightco.com.rvt
Wight & Co. © Copyright 2019. All rights reserved. No part of these documents may be reproduced, stored, or transmitted in any form or by any means, electronic, mechanical, photocopying, recording or otherwise, without the prior written consent of Wight & Co.

10/20/2018 10:07 AM
 C:\Users\jsharsh\Documents\10-0274-42_DCN_MEP-F3_2018_Central_Jsharsh@wight.com.rvt
 Wight & Co. © Copyright 2018 All rights reserved. No part of these documents may be reproduced, stored, or transmitted in any form or by any means, electronic, mechanical, photocopying, recording, or otherwise, without the prior written consent of Wight & Co.

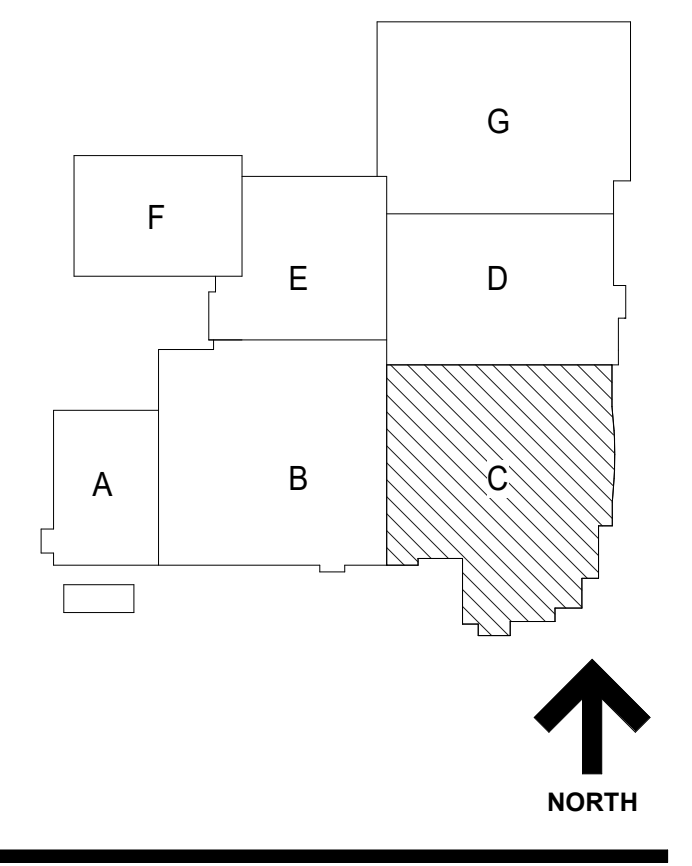


- GENERAL NOTES**
- THESE NOTES ARE APPLICABLE TO ALL LIGHTING PLANS.
 - THE MINIMUM WIRE SIZE SHALL BE #12 AWG EXCEPT FOR SHARED NEUTRAL CONDUCTORS WHICH THE MINIMUM SIZE SHALL BE #10 AWG. THE MINIMUM CONDUIT SIZE FOR HOMERUNS SHALL BE 3/4".
 - ALL LIGHTING BRANCH CIRCUITS SHALL TERMINATE AT 20A/1-POLE CIRCUIT BREAKERS IN PANELBOARD INDICATED UNLESS NOTED OTHERWISE.
 - PROVIDE LOCK ON CIRCUIT BREAKER DEVICES FOR ALL EMERGENCY LIGHTING & EXIT SIGN BRANCH CIRCUITS.
 - REFER TO ARCHITECTURAL REFLECTED CEILING PLANS FOR EXACT LUMINAIRE LOCATIONS.
 - ALL LUMINAIRES SHOWN HALF SHADED SHALL BE WIRED IN NON-SWITCHED CIRCUIT DIRECTLY TO THE EMERGENCY PANEL. PROVIDE DEDICATED NEUTRAL CONDUCTOR TO EACH BRANCH CIRCUIT TO THE EMERGENCY PANEL CIRCUIT NUMBER(S) WHERE SHOWN. ARE TO INDICATE QUANTITY OF CIRCUITS REQUIRED. VERIFY EXACT CIRCUIT NUMBER TO BE UTILIZED IN FIELD. CONTRACTOR SHALL PROVIDE ACTUAL CIRCUITING AS PART OF "AS BUILT" DRAWINGS.
 - EMERGENCY BATTERY PACKS SHOWN ARE TO BE CONNECTED TO THE NEAREST LIGHTING BRANCH CIRCUIT AHEAD OF LOCAL SWITCH UNLESS NOTED OTHERWISE.
 - ALL LUMINAIRES SHALL BE INDEPENDENTLY SUPPORTED AT OPPOSITE CORNERS TO A STRUCTURAL MEMBER.
 - PROVIDE PULL BOXES BETWEEN PULL POINTS AS REQUIRED TO COMPLY WITH NEC 34.2.8 SUCH THAT THERE SHALL NOT BE MORE THAN THE EQUIVALENT OF FOUR QUARTER BENDS (90 DEGREE TOTAL) BETWEEN PULL POINTS.
 - PROVIDE SEPARATE NEUTRAL FOR ALL DIMMED CIRCUITS.
 - CONTRACTOR SHALL PROVIDE COMMON DISCONNECTING MEANS FOR BRANCH CIRCUITS UTILIZING SHARED NEUTRALS PER ARTICLE 210.4(B). HANDLE TIES ARE ACCEPTABLE WHEN BREAKERS ARE SLASH RATED FOR THE HIGHER SYSTEM VOLTAGE RATING OF THE SYSTEM. WHEN HANDLE TIES ARE NOT POSSIBLE DUE TO NON-ADJACENT BREAKERS, PROVIDE A DEDICATED NEUTRAL FOR EACH UNGROUNDED CONDUCTOR.
 - SEE DETAILS SHEET FOR LIGHT FIXTURE SCHEDULE AND LIGHTING CONTROL LEGENDS.
- KEYNOTES**
- CONNECT THE NEW LIGHTS TO THE EXISTING LIGHTING BRANCHED CIRCUITS SERVING THE CLASSROOM.
 - CONNECT THE NEW LIGHTING FIXTURE TO EXISTING EMERGENCY LIGHTING CIRCUIT SERVING THE AREA.
 - CONDUITS FOR F20 LIGHT FIXTURES TO RUN PARALLEL TIGHT TO THE SIDE OF THE STRUCTURAL PURLINS DIRECTLY BELOW ROOF DECK TO EXHIBIT MINIMUM EXPOSURE. REFER TO STRUCTURAL AND ARCHITECTURAL DRAWINGS FOR EXACT LOCATION OF THE PURLINS. NO CONDUITS TO RUN EAST WEST IN THE COMMONS AREA.



Wight

Wight & Company
 wightco.com
 2500 North Frontage Road
 Darien, IL 60561
 P 630.969.7000
 F 630.969.7979



**NOT FOR
CONSTRUCTION**

A10.1 BID GROUP 10-ADDENDUM #1	12.30.2019
ISSUED FOR BID - BID GROUP 10	11.19.2019
ISSUED FOR 90% CD - PHASE C	11.01.2019
ISSUED FOR 75% CD - PHASE C	10.14.2019
ISSUED FOR 50% CD - PHASE C	10.02.2019
ISSUED FOR 25% CD - PHASE C	08.30.2019
REV	DATE

**MFP
IMPLEMENTATION -
NORTH**

4436 MAIN STREET
 DOWNERS GROVE, IL 60515

**LEVEL 3 LIGHTING PLAN
AREA C (PHASE C)**

Project Number:
 5274-42
 Drawn By:
 Author:
 Sheet:

E3.03C.c

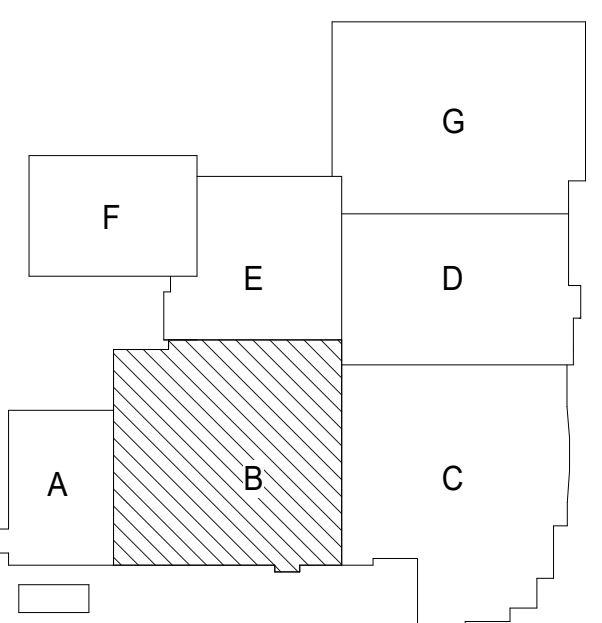
LEVEL 3 LIGHTING PLAN AREA C
 SCALE: 1/8" = 1'-0"



COMMUNITY HIGH SCHOOL
DISTRICT 99

Wight

Wight & Company
wightco.com
2500 North Frontage Road
Darien, IL 60561
P 630.969.7000
F 630.969.7979

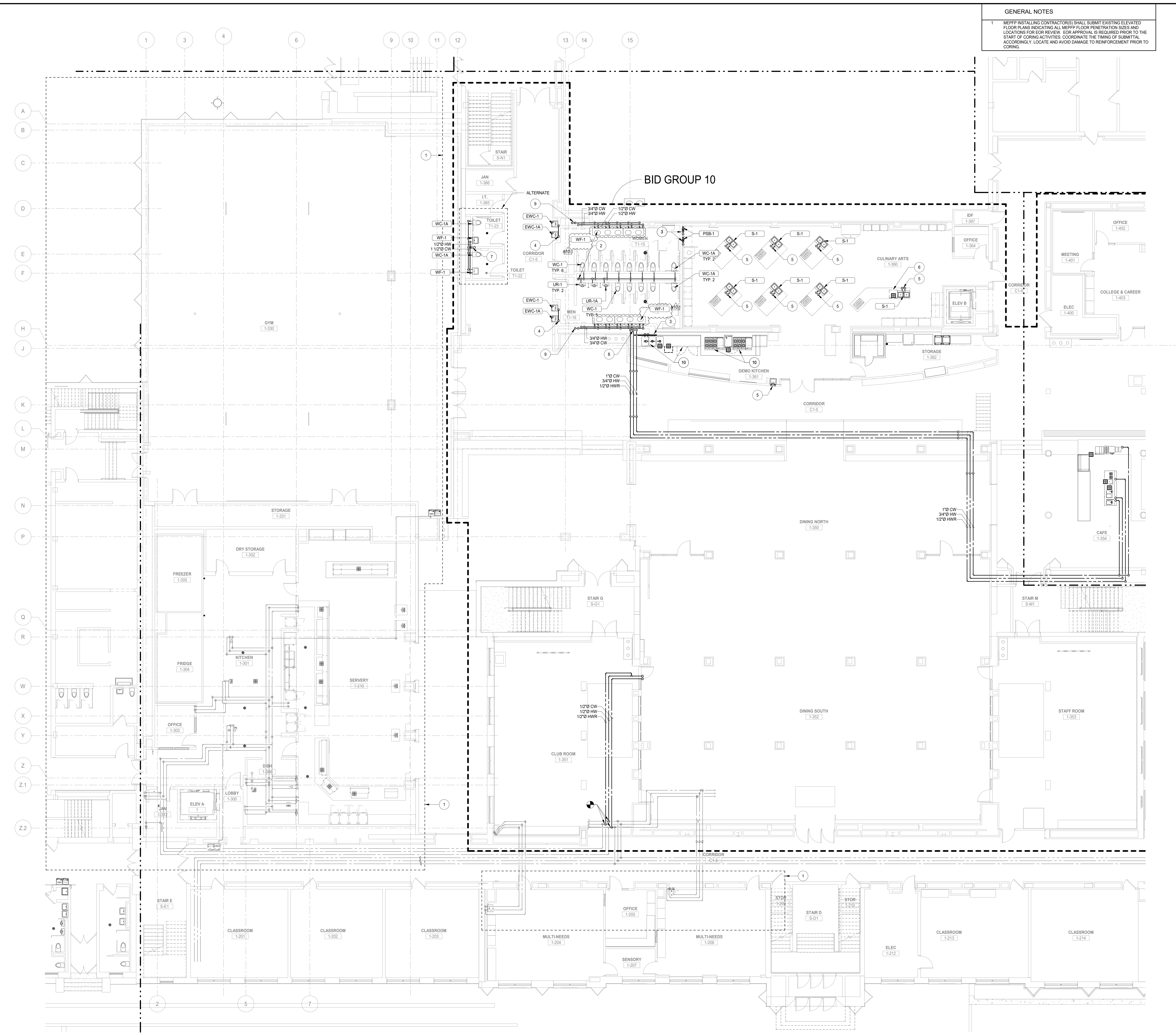


GENERAL NOTES

- MEPPP INSTALLING CONTRACTOR(S) SHALL SUBMIT EXISTING ELEVATED FLOOR PLANS INDICATING ALL MEPPP FLOOR PENETRATION SIZES AND LOCATIONS FOR REVIEW. EOR APPROVAL IS REQUIRED PRIOR TO THE START OF CORING ACTIVITIES. COORDINATE THE TIMING OF SUBMITTAL ACCORDINGLY. LOCATE AND AVOID DAMAGE TO REINFORCEMENT PRIOR TO CORING.

KEY NOTES

- EXISTING PLUMBING PIPING, FIXTURES, EQUIPMENT, ETC. TO REMAIN.
- 1/2" CW FROM FLOOR BELOW TO SERVE FIXTURE(S).
- 3/4" CW AND 3/4" HW FROM FLOOR BELOW TO SERVE FIXTURE(S).
- 1/2" CW FROM FLOOR BELOW TO SERVE FIXTURE(S).
- 1/2" CW & 1/2" HW FROM FLOOR BELOW TO SERVE FIXTURE(S).
- MAKE FINAL CONNECTION TO UNDER COUNTER DISHWASHER FURNISHED BY OTHERS.
- 1-1/2" CW, 1/2" HW, & 1/2" HWR DN TO FLOOR BELOW (ALT ONLY).
- 1" CW, 3/4" HW, & 1/2" HWR DN TO FLOOR BELOW.
- 3/4" CW, 3/4" HW, & 1/2" HWR FROM FLOOR BELOW TO SERVE FIXTURE(S).
- FIXTURE TO BE FURNISHED BY OTHERS. PLUMBING CONTRACTOR TO INSTALL AND MAKE FINAL CONNECTION TO FIXTURE. REFER TO KITCHEN EQUIPMENT DRAWINGS FOR ADDITIONAL INFORMATION.



1 LEVEL 1 WATER DISTRIBUTION PLAN AREA B (PHASE C)
SCALE: 1/8" = 1'-0"

**NOT FOR
CONSTRUCTION**

A10.1 BID GROUP 10-ADDENDUM #1 12.30.2019
ISSUED FOR BID - BID GROUP 10 11.19.2019
ISSUED FOR 90% CD - PHASE C 11.01.2019
ISSUED FOR 75% CD - PHASE C 10.14.2019
ISSUED FOR 50% CD - PHASE C 10.02.2019
ISSUED FOR 25% CD - PHASE C 08.30.2019
REV ISSUE DATE

**MFP
IMPLEMENTATION -
NORTH**

4436 MAIN STREET
DOWNERS GROVE, IL 60515

**LEVEL 1 WATER
DISTRIBUTION PLAN
AREA B (PHASE C)**

Project Number:
5274-42
Drawn By:
E. Aguilar
Sheet:

P3.01B.c

12/20/2019 5:12:38 PM
C:\Users\aguaril\Documents\10-5274-42_DGN_MFP-F2_2019_General_regular\13161.v4
Wight & Co. © Copyright 2019. All rights reserved. No part of these documents may be reproduced, stored, or transmitted in any form or by any means, electronic, mechanical, photocopying, recording or otherwise, without the prior written consent of Wight & Co.